




Forest of Dean
— DISTRICT COUNCIL —

Performance Dashboard

The Cabinet approved an enhanced Performance Framework which affords a more complete picture of corporate performance. The Framework, depicted below, broadens focus from Service based KPIs to include performance relating to the Council Plan, place based measures, Risk and Project Management.

Click on the area of interest for details on performance





Key Performance Indicators

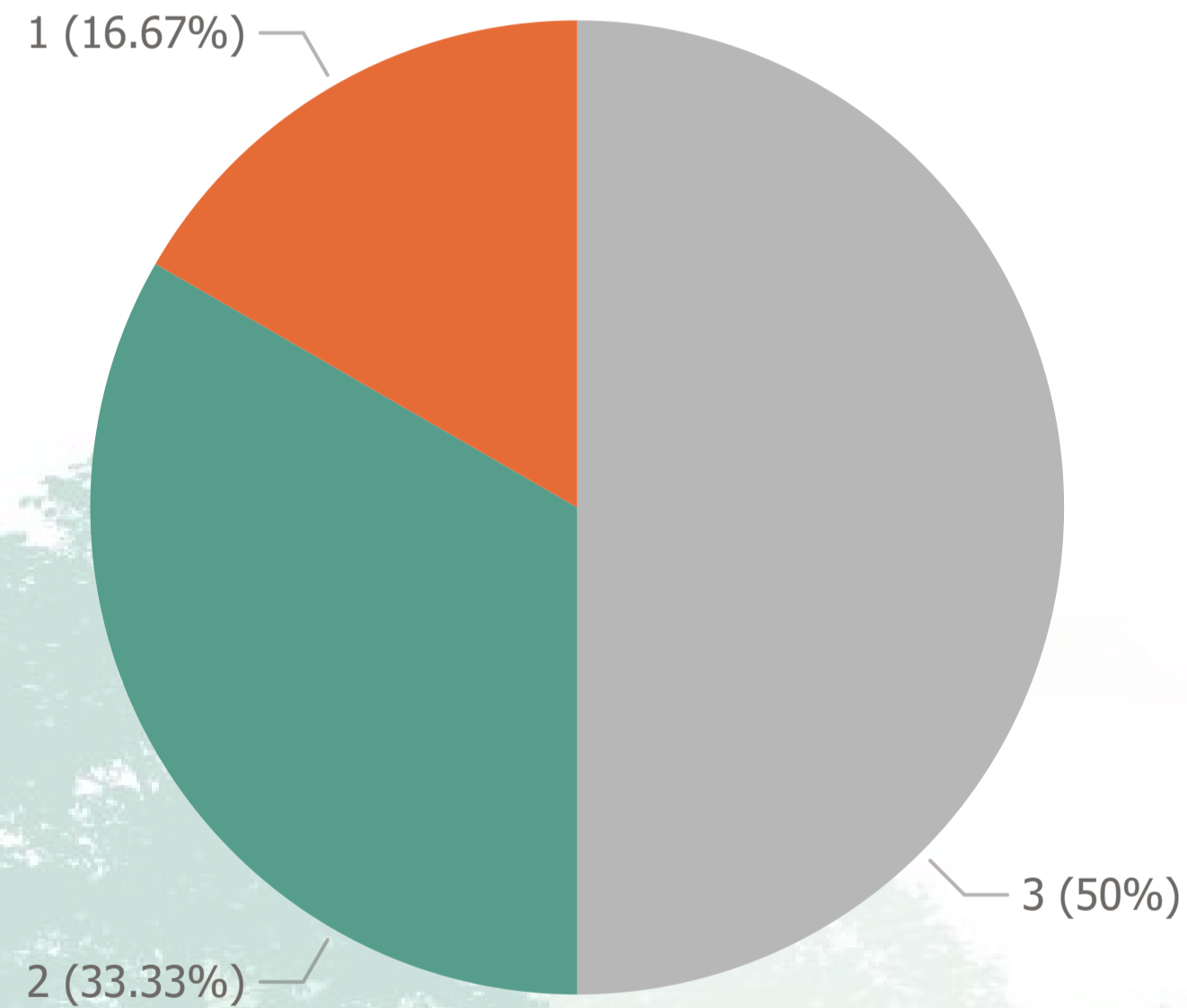
Customer Experience

Development Management and Land Charges

Leisure

Revenues, Benefits and Housing

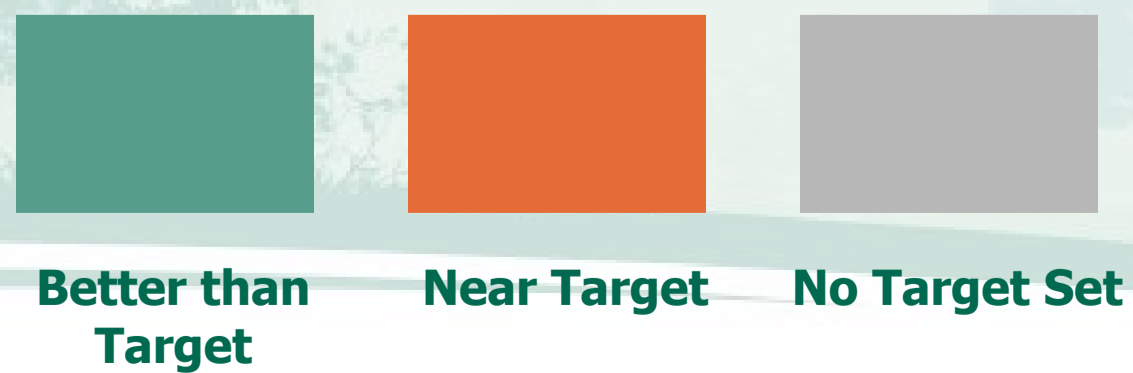
Waste and Environment



KPI Name

- Complaints
- Customer Call Handling - Average Waiting Time
- Customer Satisfaction - Email
- Customer Satisfaction - Face to Face
- Customer Satisfaction - Telephone
- Percentage of FOI requests answered within 20 days

Status



Click on a KPI and then 'Further Information' for performance information

Further Information



Key Performance Indicators

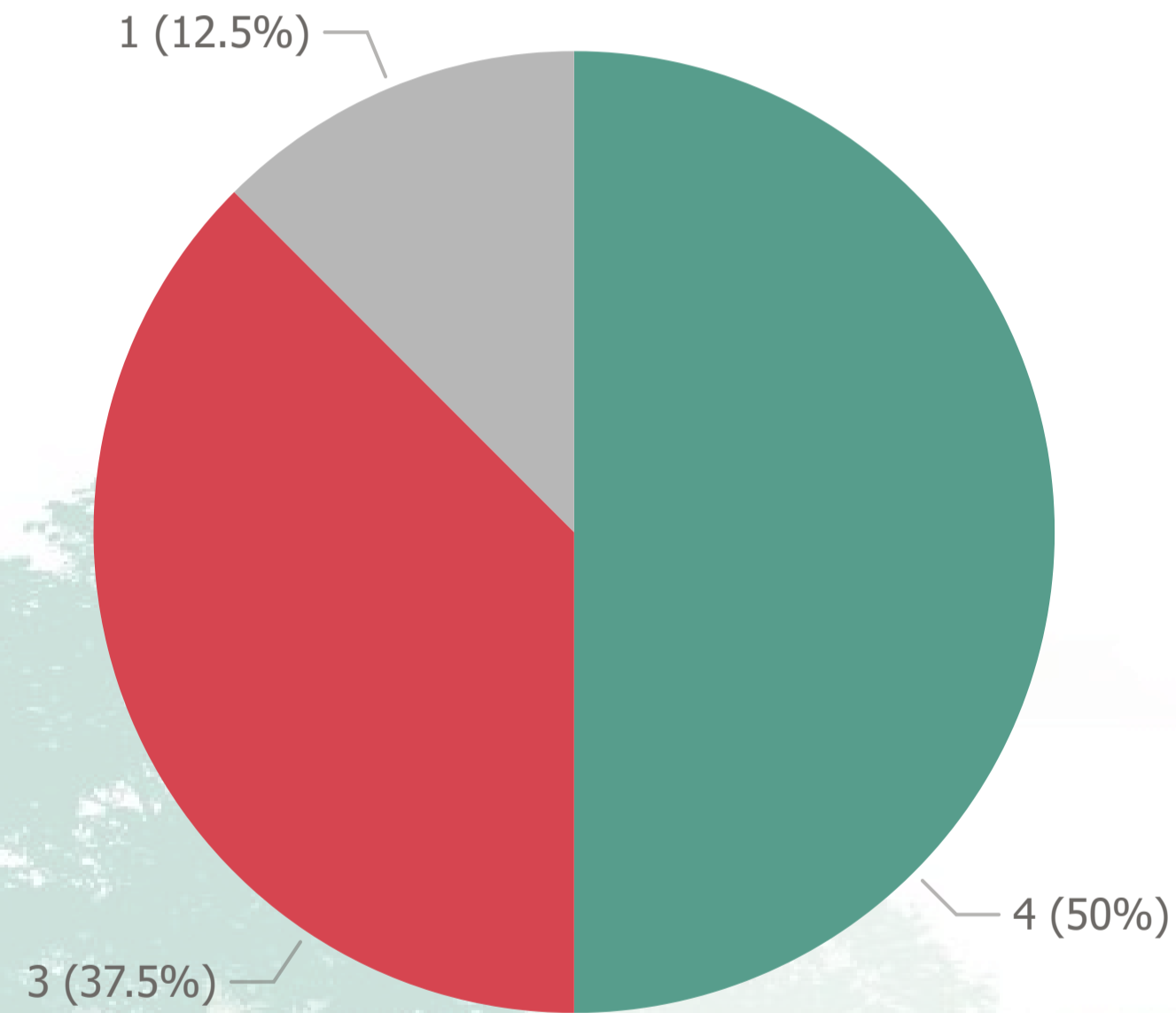
Customer Experience

Development Management and Land Charges

Leisure

Revenues, Benefits and Housing

Waste and Environment



KPI Name

- Building Control Satisfaction
- Number of affordable homes delivered
- Percentage of major planning applications determined within agreed timescales (including AEOT)
- Percentage of minor planning applications determined within agreed timescales (including AEOT)
- Percentage of official land charge searches completed within 10 days
- Percentage of other planning applications determined within agreed timescales (including AEOT)
- Percentage of Planning Appeals Allowed
- Total Income achieved in Planning & Income from Pre-application advice

Status



Click on a KPI and then 'Further Information' for performance information

Further Information



Key Performance Indicators

Customer Experience

Development Management and Land Charges

Leisure

Revenues, Benefits and Housing

Waste and Environment

KPI Name

Number of visits to the four leisure centres & (Snapshot) Number of gym memberships




1 (100%)

Status



**Better than
Target**



Click on a KPI and then
'Further Information' for
performance information

Further Information



Key Performance Indicators

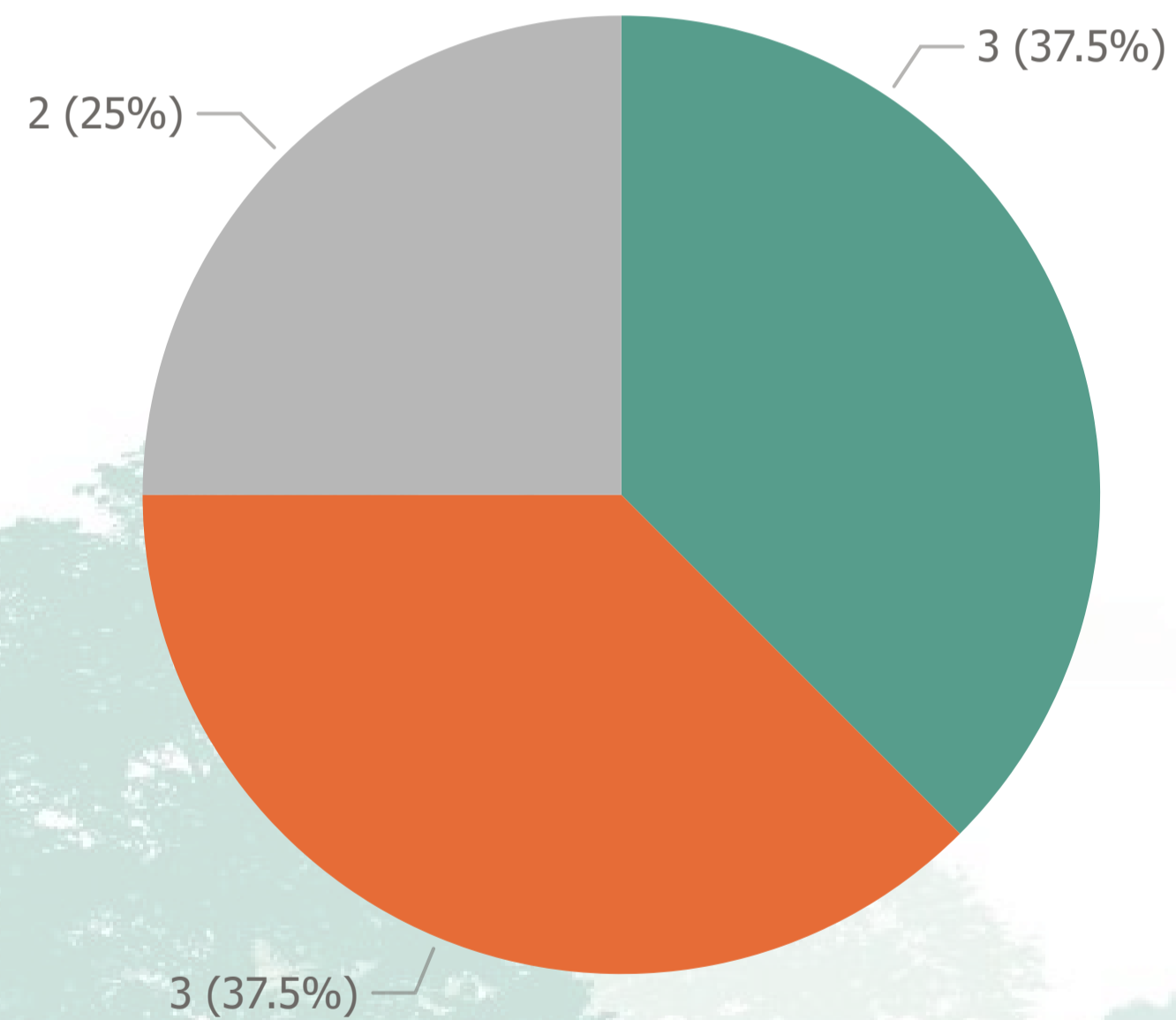
Customer Experience

Development Management and Land Charges

Leisure

Revenues, Benefits and Housing

Waste and Environment



KPI Name

(Snapshot) Long Term Empty Properties

(Snapshot) Number of households in B&B/hotel-type accommodation & Hostels (LA owned or managed); and Number of successful 'Move On' into suitable independent/long-term accommodation from B&Bs/hotels/hostels

Percentage of Council Tax Collected

Percentage of Housing Benefit overpayment due to LA error/admin delay

Percentage of Non Domestic Rates collected

Processing times for Council Tax Support Change Events


Processing times for Council Tax Support new claims

Processing times for Housing Benefit Change of Circumstances

Status




Better than Target



Near Target



No Target Set



Click on a KPI and then 'Further Information' for performance information

Further Information



Key Performance Indicators

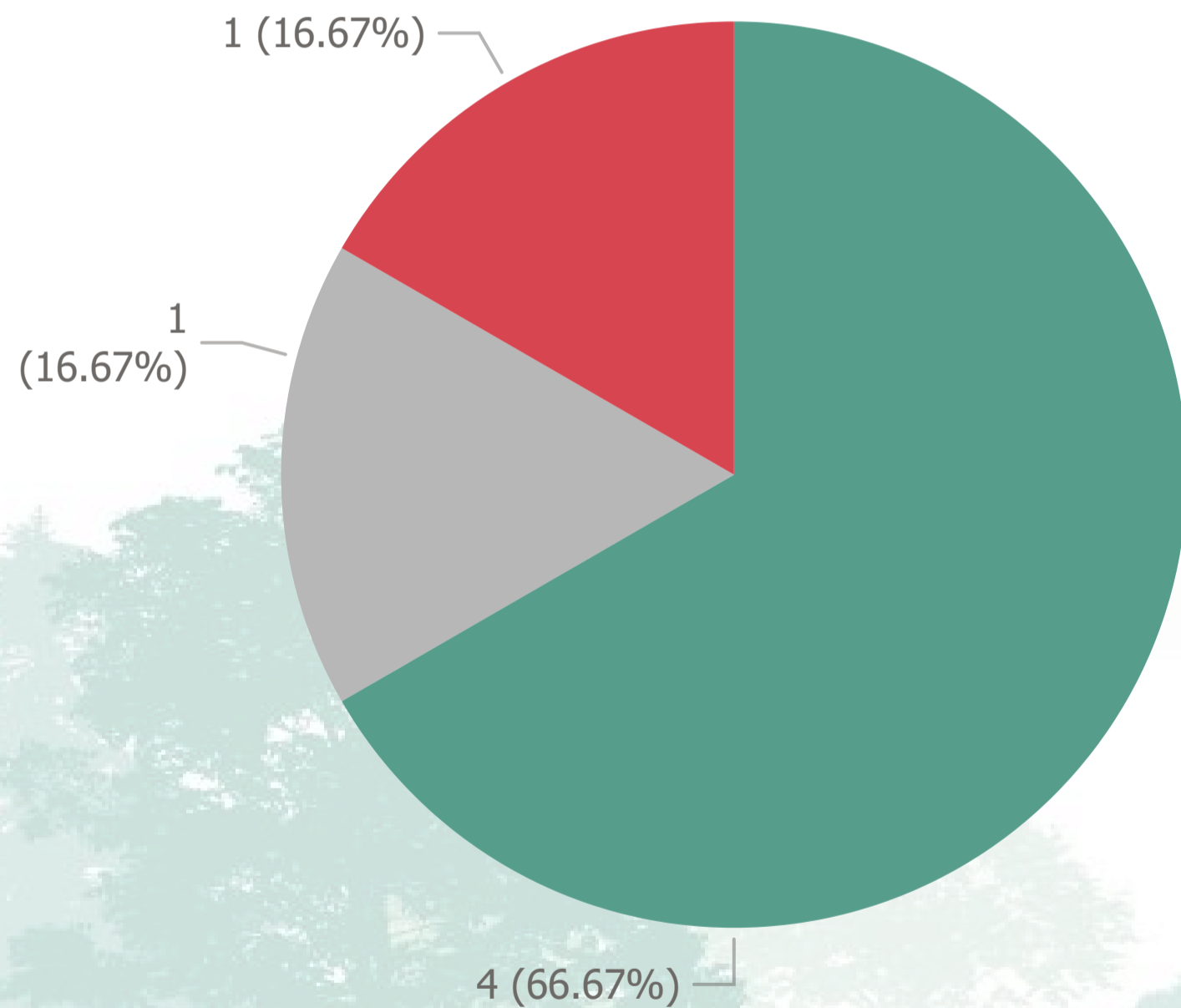
Customer Experience

Development Management and Land Charges

Leisure

Revenues, Benefits and Housing


Waste and Environment



Status



Better than Target



No Target Set



Worse than Target

KPI Name

Missed bins per 100,000

Number of fly tips collected and percentage that result in an enforcement action

Percentage of household waste recycled

Percentage of high risk food premises inspected within target timescales

Percentage High risk notifications risk assessed within 1 working day

Residual Household Waste per Household (kg)



Click on a KPI and then 'Further Information' for performance information


Further Information

Our Council Plan 2024-2028

Core Council Values



Engagement



Inclusion




Kindness



Underlying Principles



Social Value



Public Engagement



Value for Money



Financial Sustainability

Click on the Priority for Further Details

Priority 1 - Thriving Communities

To foster resilient and inclusive communities that are motivated and competent to adapt to the challenges and opportunities posed by the climate and nature emergencies.

Priority 2 - Decarbonisation and nature recovery

For the Forest of Dean to have a protected and enhanced natural environment, and be on target to be carbon neutral by 2030.

Priority 3 - Sustainable Economy

To foster economic prosperity while ensuring environmental sustainability and social well-being

Priority 4 - Enterprising and Effective Council

Our objective is to secure great value for money, use our resources wisely and provide a first class customer experience

Thriving Communities

Thriving Communities

Decarbonisation and Nature Recovery

Sustainable Economy

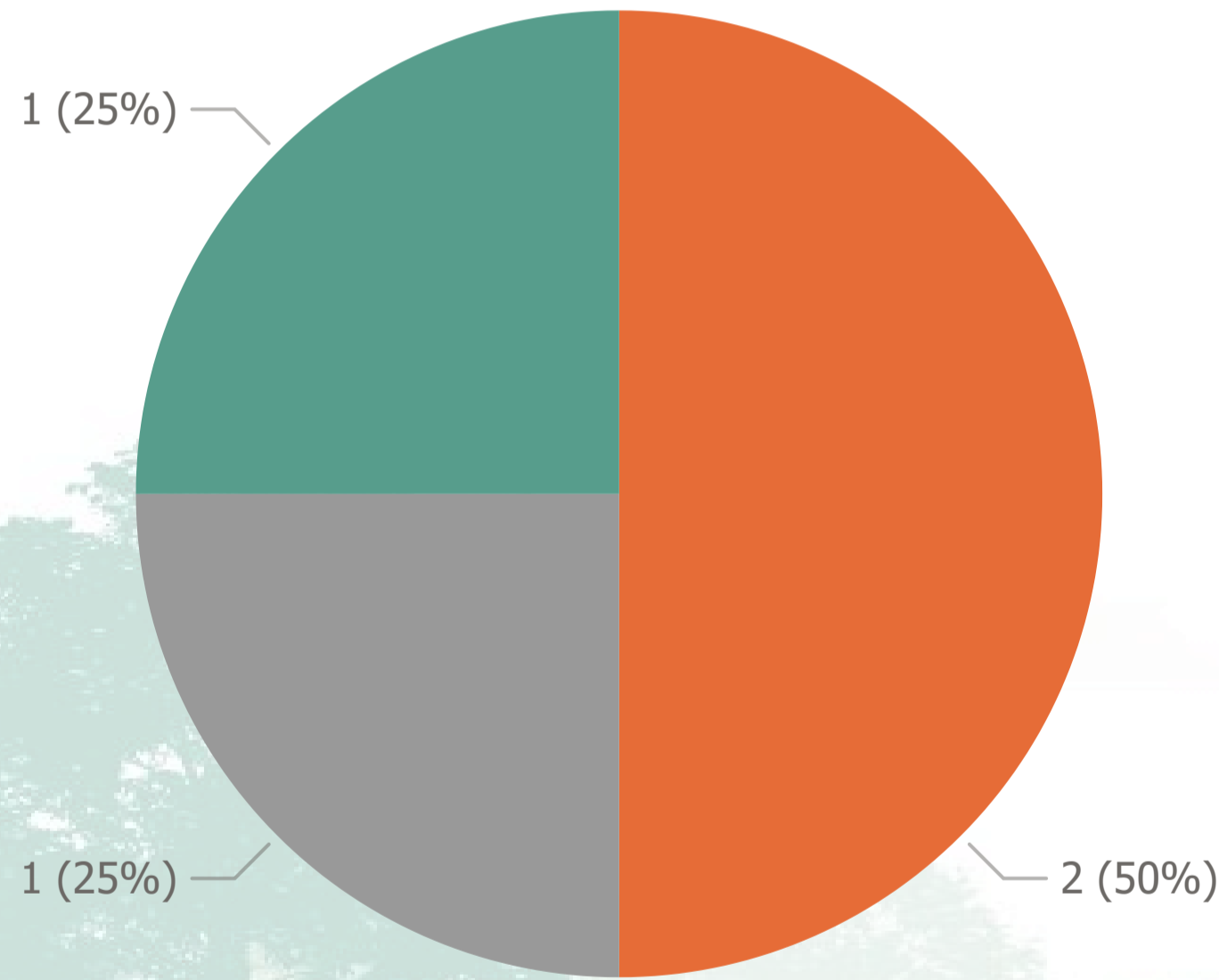
Enterprising and Effective Council

[Click for Related Service Performance](#)

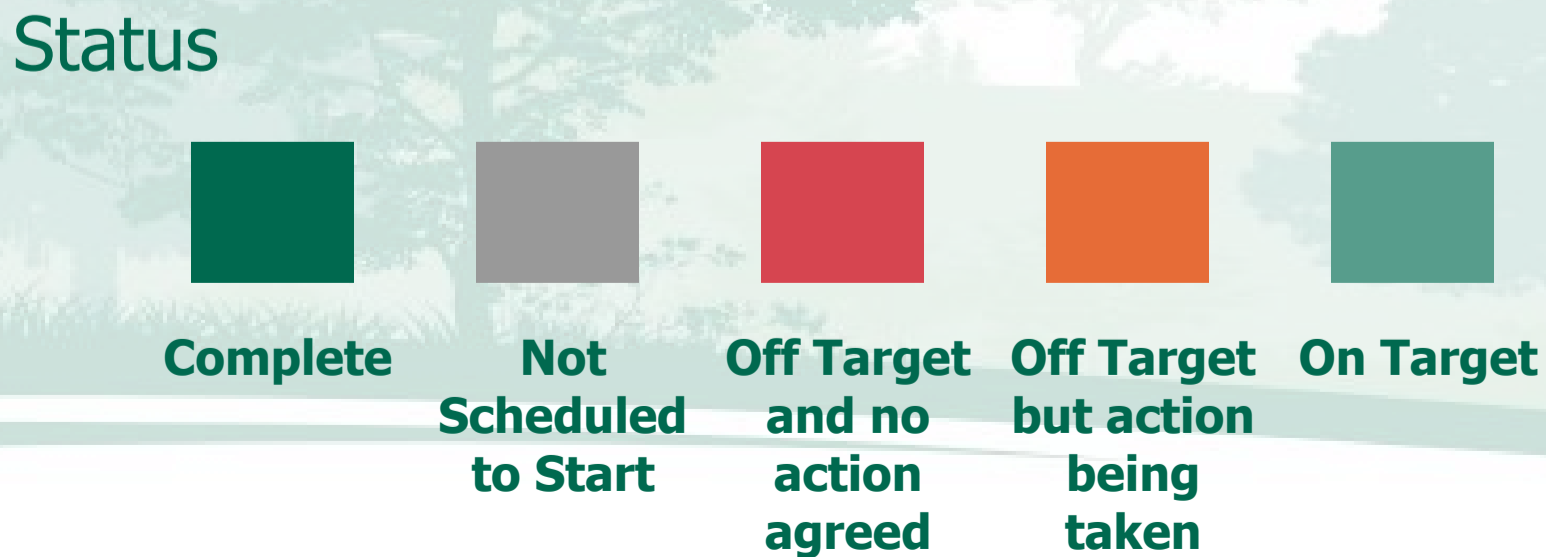
Select a Strategic Focus to filter

Select an Action to enable the 'Further Information' button

- Communication and Engagement**
- Community Empowerment**
- Community Well-being**
- Infrastructure**
- Social Equity**



Action	Status
Deliver a Climathon series	Off Target but action being taken
Develop a Council communications strategy and annual plan	Off Target but action being taken
Develop and deliver Climate Change Community Engagement Programme	On Target
Undertake a review of how we communicate with residents	Not Scheduled to Start



Description

Please Select an Action to see description

Click 'Further Information' for details relating to the Action

[Further Information](#)



Thriving Communities

Thriving Communities

Decarbonisation and Nature Recovery

Sustainable Economy

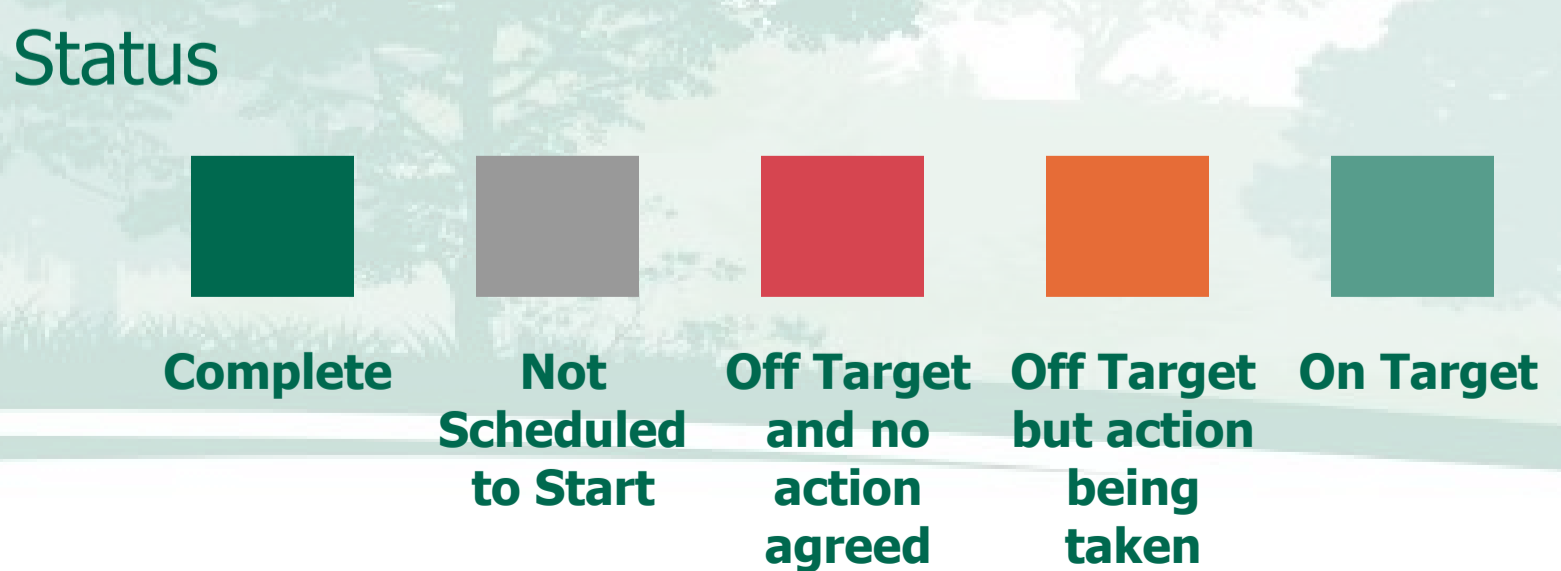
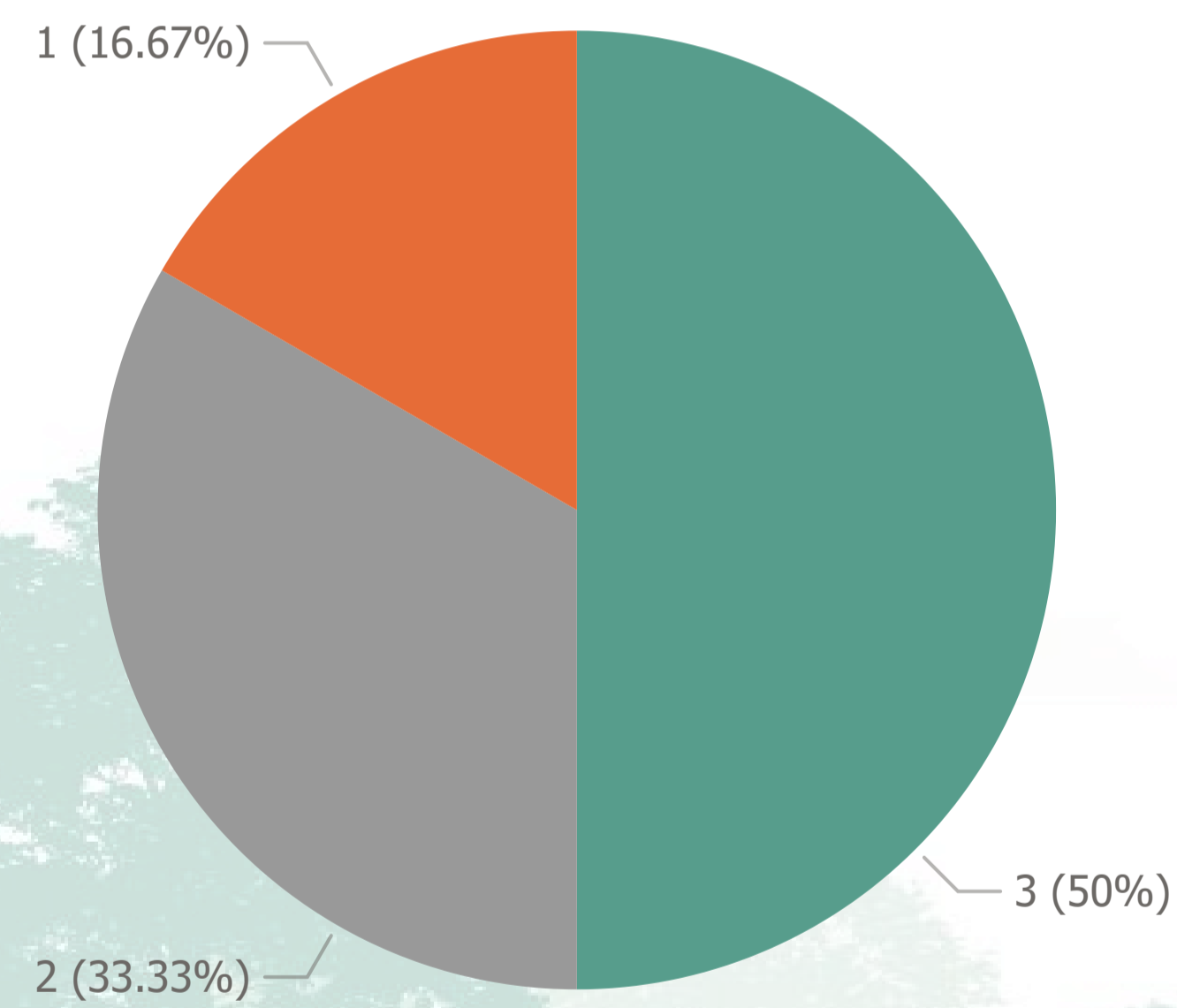
Enterprising and Effective Council

[Click for Related Service Performance](#)

Select a Strategic Focus to filter

Select an Action to enable the 'Further Information' button

- Communication and Engagement
- Community Empowerment**
- Community Well-being
- Infrastructure
- Social Equity



Action	Status
Acknowledge the value of existing and emerging community-led climate and nature initiative	On Target
Develop a Community Engagement Strategy	Not Scheduled to Start
Extend our strategic approach to working with the Voluntary and Community Sector, Town and Parish Councils and the Gloucestershire Association of Parish and Town Councils	On Target
Increase digital inclusion	On Target
Review how we can improve our relationship with young people	Off Target but action being taken
Update our guidance notes for nominating an Asset of Community Value	Not Scheduled to Start

Description

Please Select an Action to see description

Click 'Further Information' for details relating to the Action

[Further Information](#)



Thriving Communities

Thriving Communities

Decarbonisation and Nature Recovery

Sustainable Economy

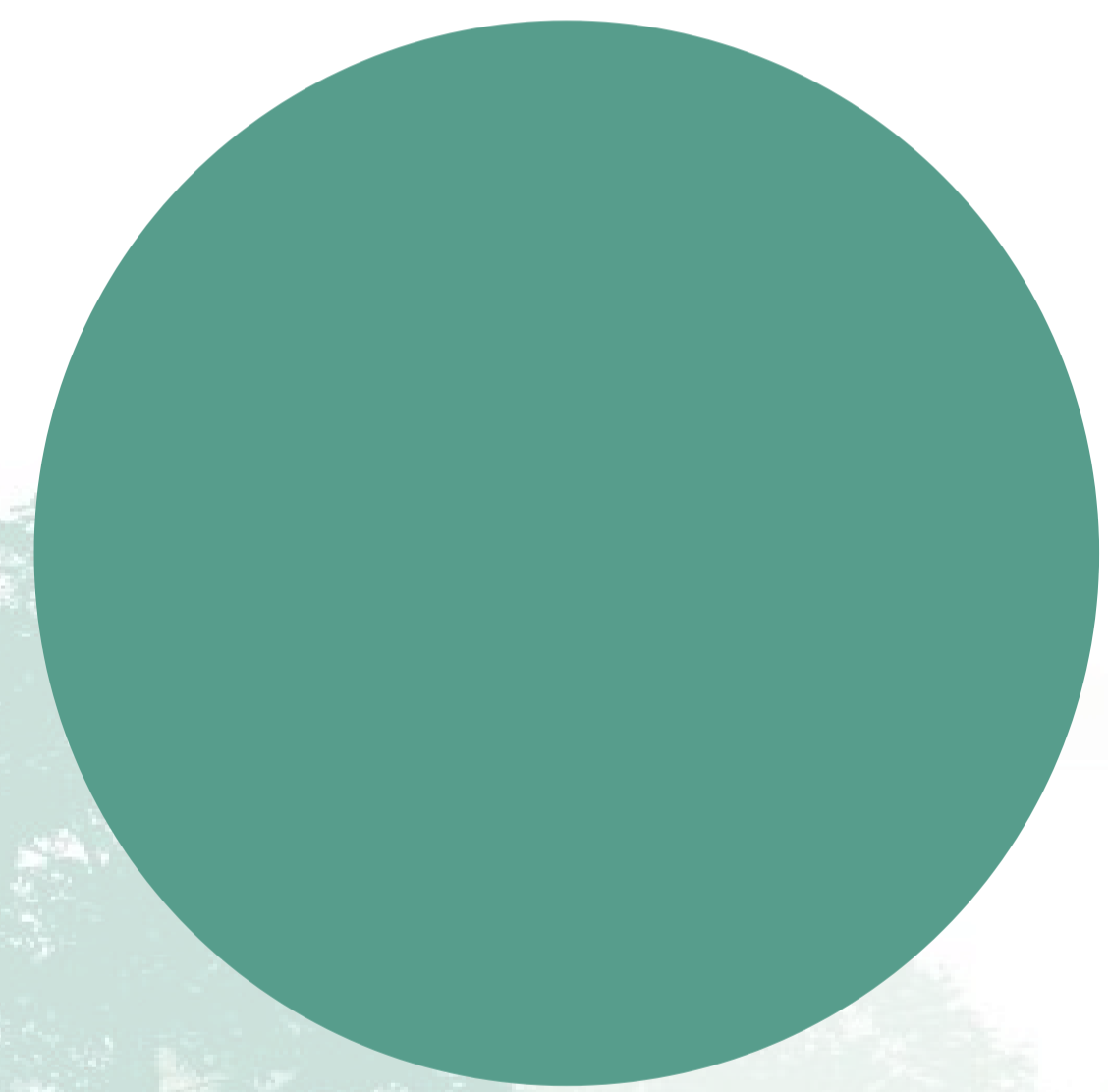
Enterprising and Effective Council

Click for Related Service Performance

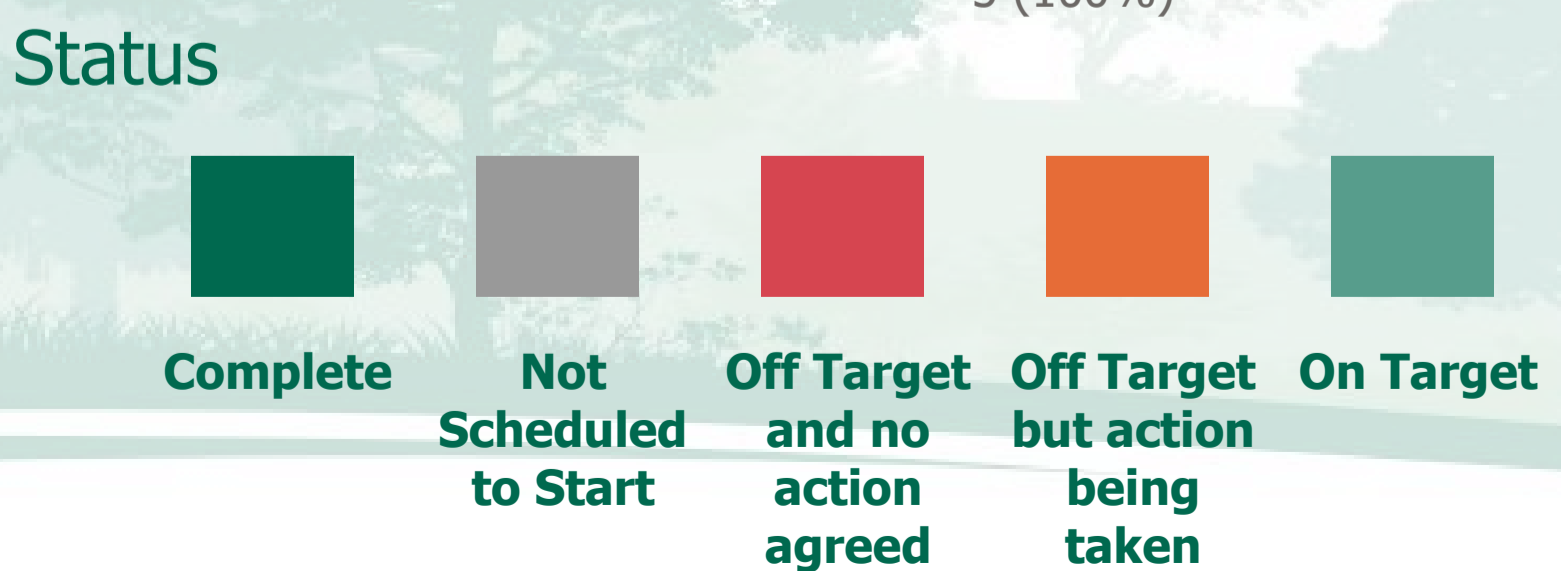
Select a Strategic Focus to filter

Select an Action to enable the 'Further Information' button

- Communication and Engagement
- Community Empowerment
- Community Well-being**
- Infrastructure
- Social Equity



Action	Status
Arts, Culture and Heritage Strategy	On Target
Continue to develop our strengths based way of working	On Target
Domestic Abuse and Sexual Violence partnership as well as the Rural Domestic Abuse Champions network	On Target
Reduce the impacts and causes of anti social behaviour and hate crime	On Target
Wellbeing and Leisure Strategy	On Target



Description

Please Select an Action to see description

Click 'Further Information' for details relating to the Action

Further Information



Thriving Communities

Thriving Communities

Decarbonisation and Nature Recovery

Sustainable Economy

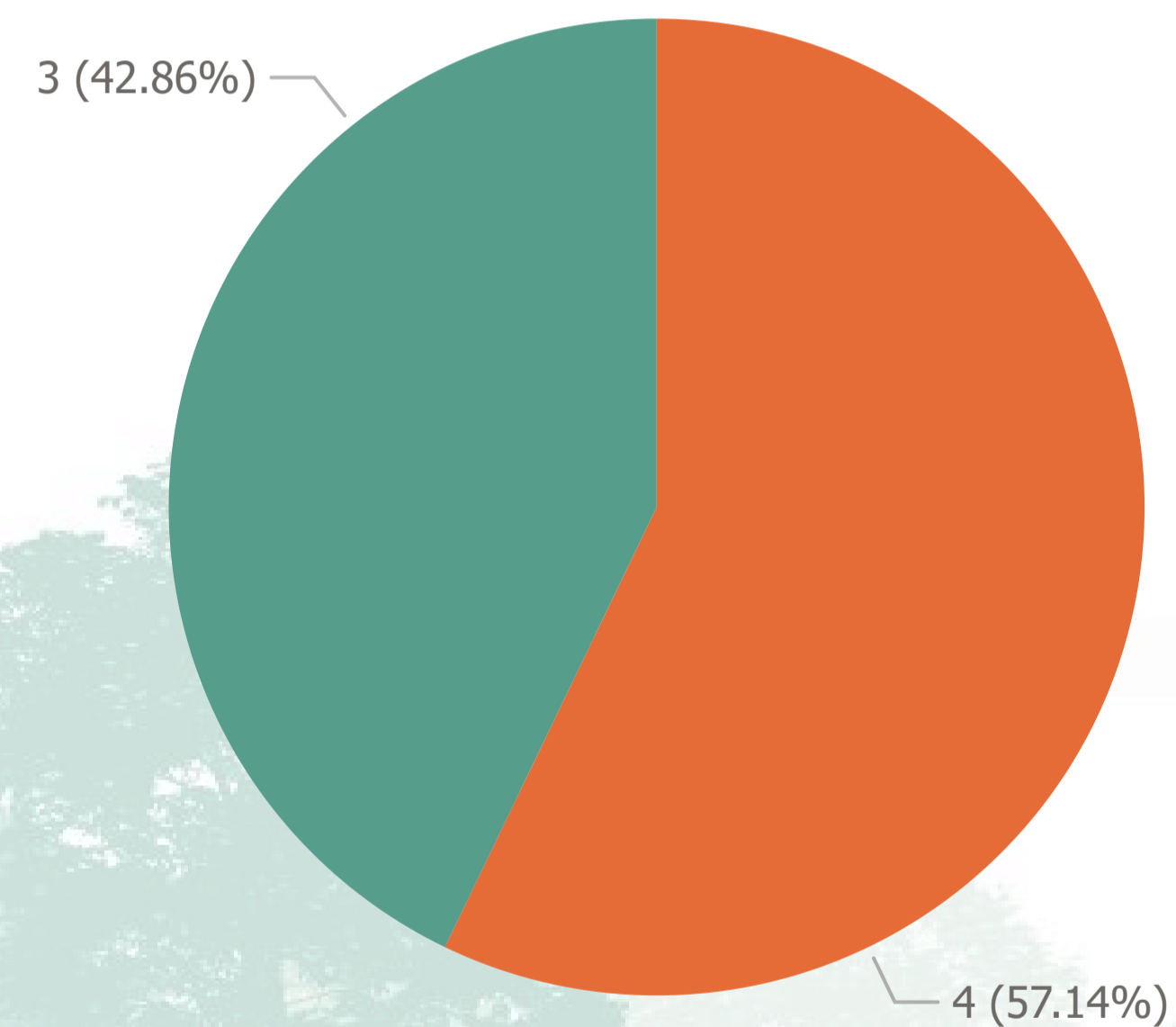
Enterprising and Effective Council

Click for Related Service Performance

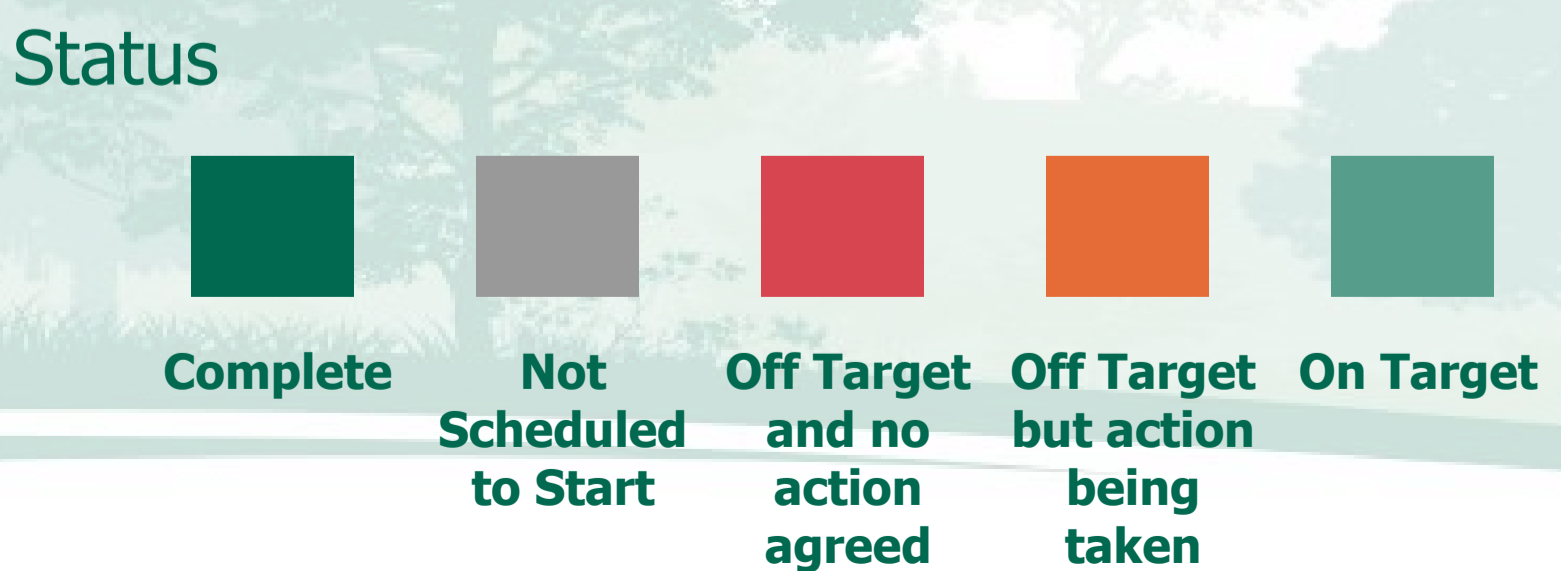
Select a Strategic Focus to filter

Select an Action to enable the 'Further Information' button

- Communication and Engagement
- Community Empowerment
- Community Well-being
- Infrastructure**
- Social Equity



Action	Status
Deliver our key Levelling Up Fund project at Five Acres	Off Target but action being taken
Deliver the right housing in the right places	Off Target but action being taken
Distribute Rural England Prosperity Fund community infrastructure grants	On Target
Ensure the Council uses strategic allocations and developer contributions	Off Target but action being taken
Improve and increase our emergency temporary accommodation	On Target
Prioritise the prevention of homelessness	On Target
Progress the draft Local Plan 2041 through consultation and towards adoption	Off Target but action being taken



Description

Please Select an Action to see description

Click 'Further Information' for details relating to the Action

Further Information



Thriving Communities

Thriving Communities

Decarbonisation and Nature Recovery

Sustainable Economy

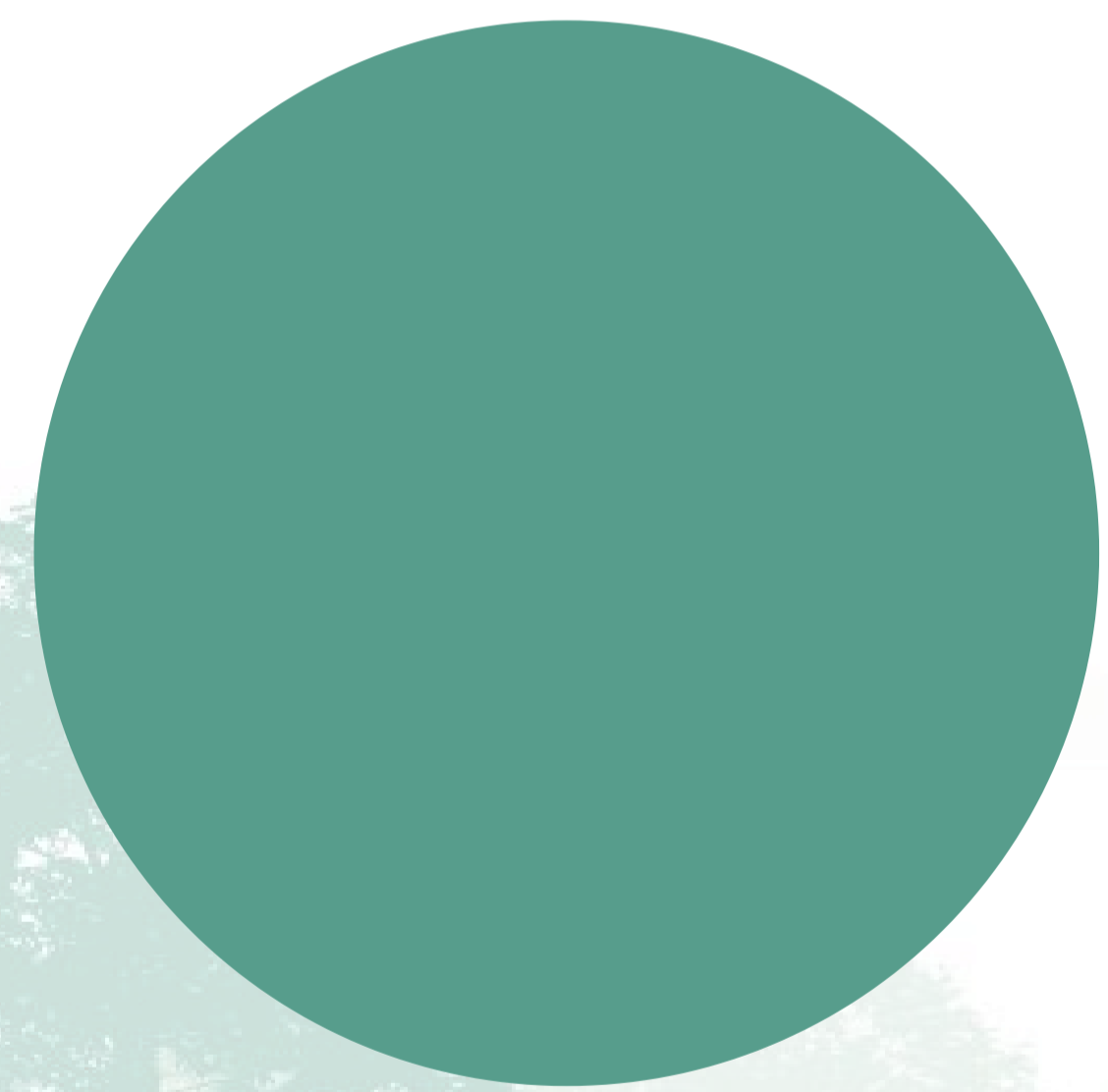
Enterprising and Effective Council

Click for Related Service Performance

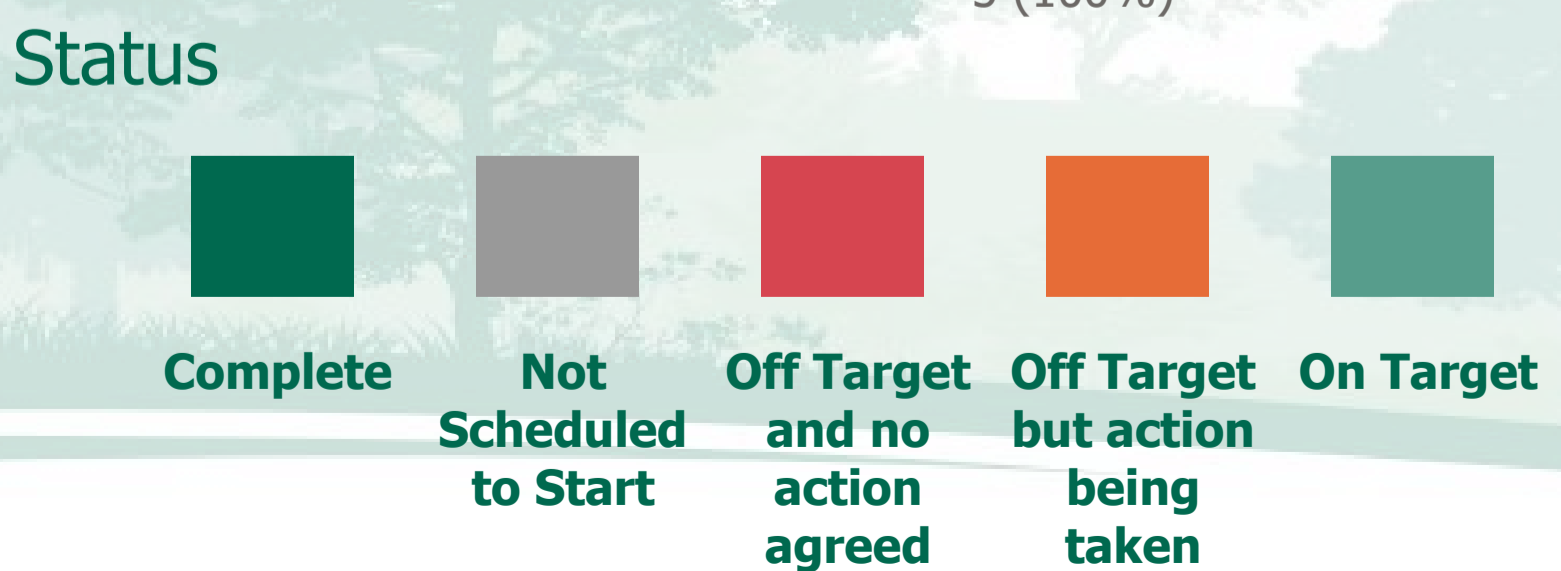
Select a Strategic Focus to filter

Select an Action to enable the 'Further Information' button

- Communication and Engagement
- Community Empowerment
- Community Well-being
- Infrastructure
- Social Equity



Action	Status
Continue to commission and promote the Warm and Well Service	On Target
Ensure public awareness of grants and the Forest Lottery	On Target
Support an increased uptake of benefits	On Target
Support refugees	On Target
Work with Forest Voluntary Action Forum and other Voluntary and Community sector partners	On Target



Description

Please Select an Action to see description

Click 'Further Information' for details relating to the Action

Further Information



← Back to Priority Home

Thriving Communities

Decarbonisation and Nature Recovery

Sustainable Economy

Enterprising and Effective Council

Thriving Communities Service Performance 'At A Glance'

Percentage of Planning Appeals Allowed

Target 30%

26.09%

Income from Pre-application advice

Target £41,880

27.74K

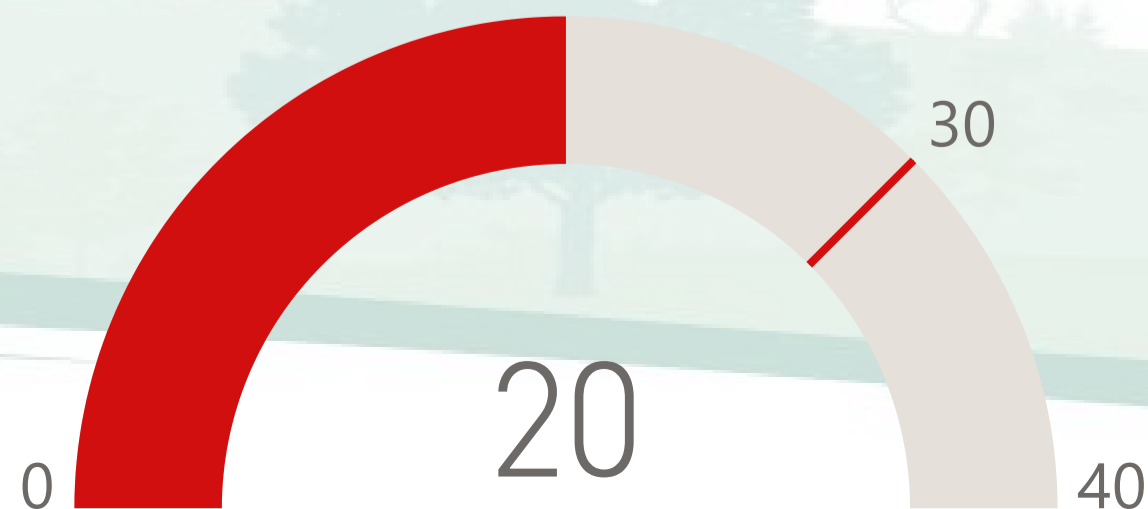
Total Income achieved in Planning

Target £356,880

262.22K

Number of affordable homes delivered

Target: 15



Number of visits to the four leisure centres

Target 93,400

98.68K

Number of Gym Memberships

Target 2,973

3104

[Click for Detailed Service Performance](#)

[Click for How do we Compare?](#)

Long Term Empties

520

500

Q3 2023/24

Q4 2023/24

Q1 2024/25

Q2 2024/25

Households in Temporary Accommodation & successful 'Move Ons'

3 Hostels

22 B+B's

12 Move-Ons

% of Land Charge Searches completed within 10 days

Target 90%

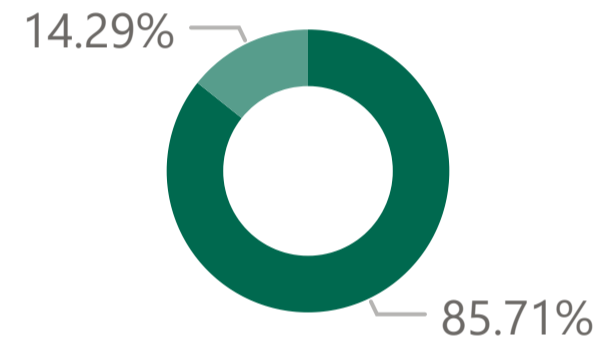
0%

50%

100%

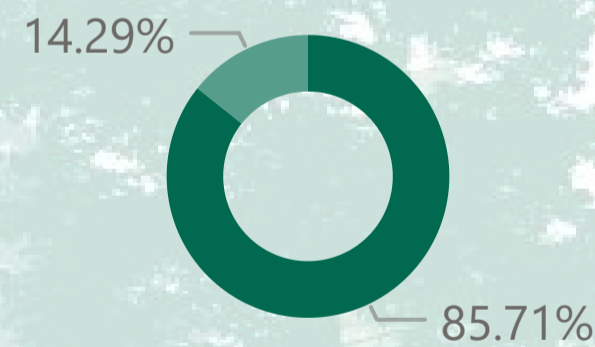
% of major planning apps in time
Target 70%

● In Time ● Out of Time



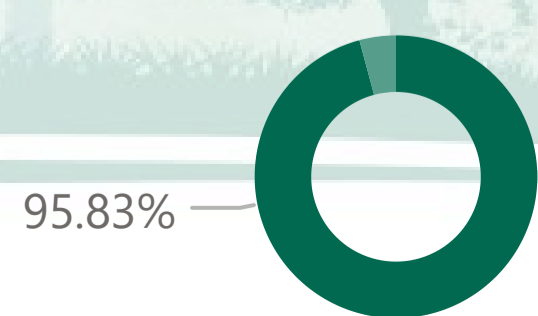
% of minor planning apps in time
Target 65%

● In Time ● Out of Time



% of other planning apps in time
Target 80%

● In Time ● Out of Time





Forest of Dean
— DISTRICT COUNCIL —



Back to Priority Home



Back to Service Performance

Thriving Communities

Decarbonisation and Nature Recovery

Sustainable Economy

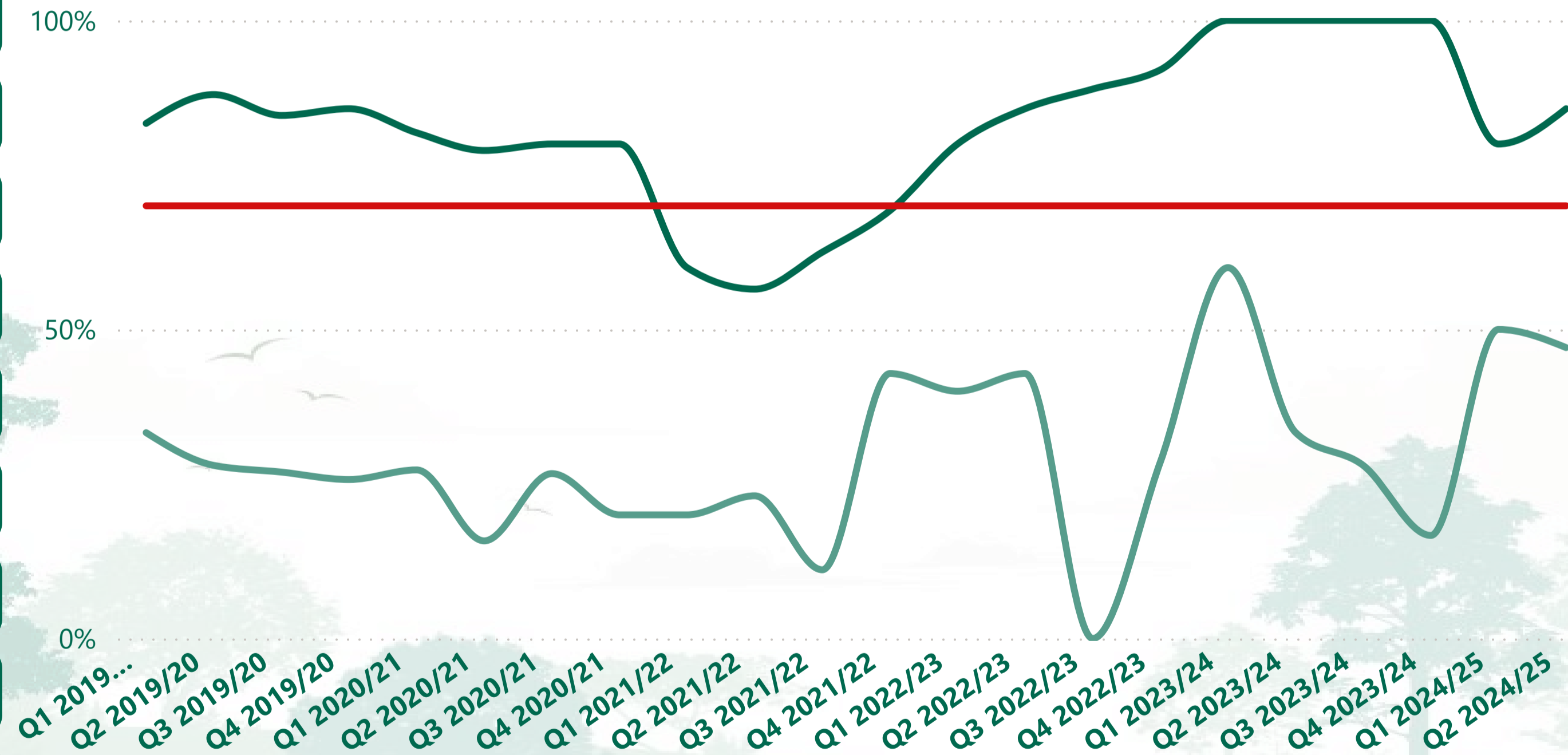
Enterprising and Effective Council

Service Performance - Major Planning Applications

- Major Planning Applications
- Minor Planning Applications
- Other Planning Applications
- Planning Appeals
- Planning Income
- Land Charges
- Affordable Homes
- Leisure
- Long Term Empties
- Temporary Accommodation

Major Applications Determined

● % applications determined including AEOTs ● % applications determined within 13 weeks ● Target



Direction of Travel

Against last Quarter

Against Last Year



Q2 2024/25

85.71%
% Apps In Time

70.00%
Target



Forest of Dean
— DISTRICT COUNCIL —



Back to Priority Home



Back to Service Performance

Thriving Communities

Decarbonisation and Nature Recovery

Sustainable Economy

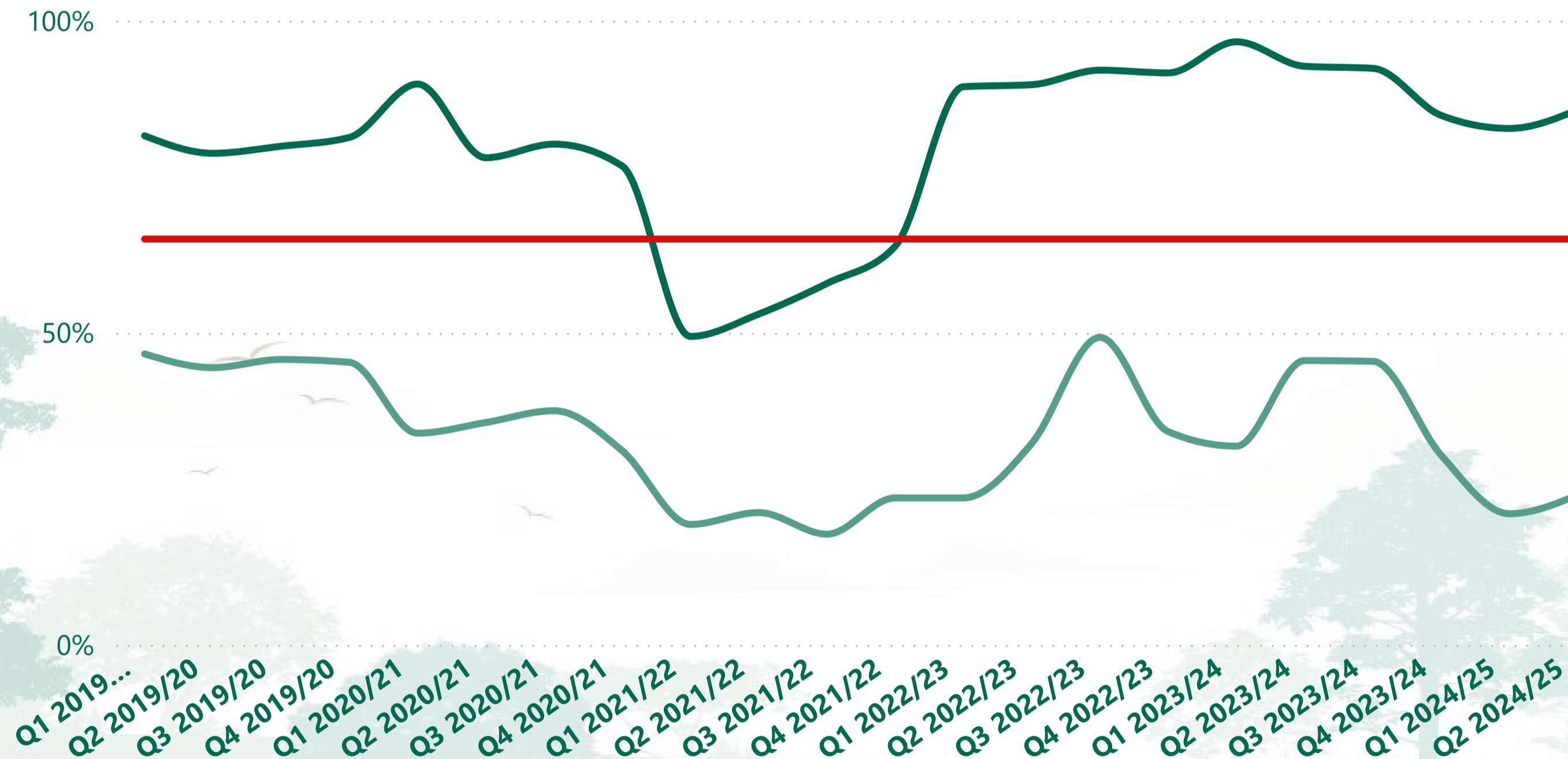
Enterprising and Effective Council

Service Performance - Minor Planning Applications

- Major Planning Applications
- Minor Planning Applications
- Other Planning Applications
- Planning Appeals
- Planning Income
- Land Charges
- Affordable Homes
- Leisure
- Long Term Empties
- Temporary Accommodation

Minor Applications Determined


● % applications determined including AEOTs ● % applications determined within 8 weeks ● Target



Direction of Travel

Against last Quarter

Against Last Year



Q2 2024/25

85.71%
% Apps In Time

65.00%
Target



Forest of Dean
— DISTRICT COUNCIL —



Back to Priority Home



Back to Service Performance

Thriving Communities

Decarbonisation and Nature Recovery

Sustainable Economy

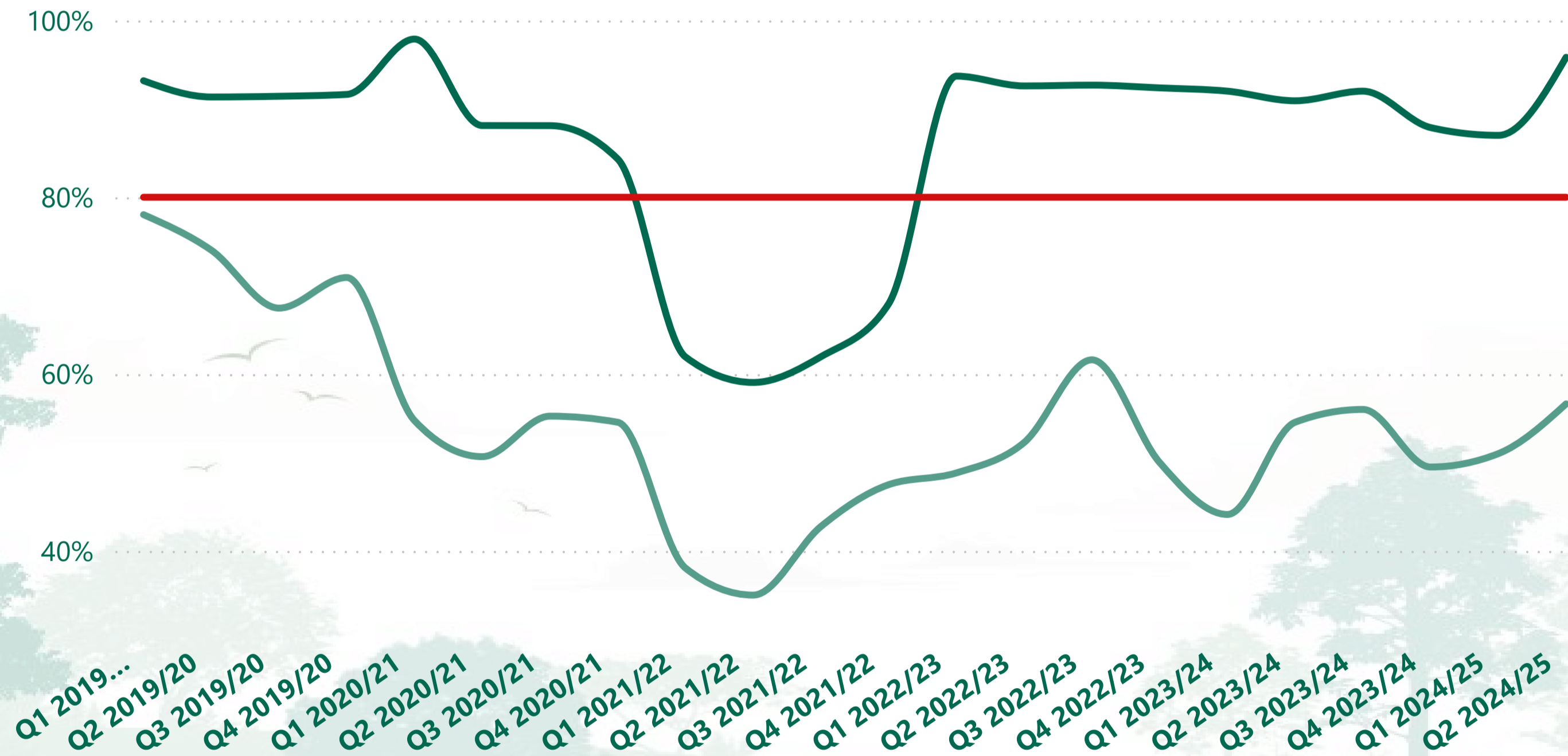
Enterprising and Effective Council

Service Performance - Other Planning Applications

- Major Planning Applications
- Minor Planning Applications
- Other Planning Applications
- Planning Appeals
- Planning Income
- Land Charges
- Affordable Homes
- Leisure
- Long Term Empties
- Temporary Accommodation

Other Applications Determined

● % applications determined including AEOTs ● % applications determined within 8 weeks ● Target



Direction of Travel

Against last Quarter



Against Last Year



Q2 2024/25

95.83%
% Apps In Time

80.00%
Target



Forest of Dean
— DISTRICT COUNCIL —



Back to Priority Home



Back to Service Performance

Thriving Communities

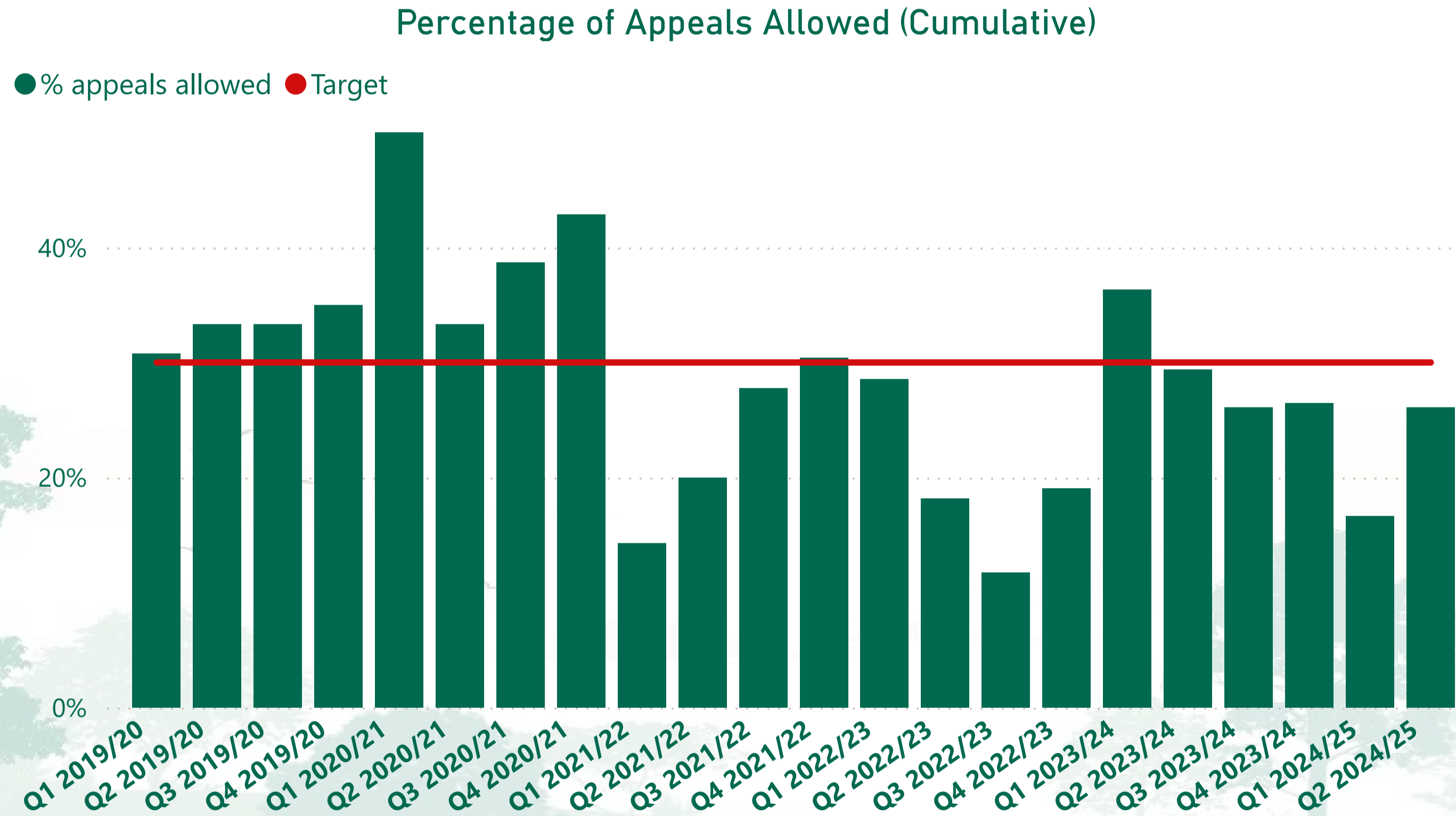
Decarbonisation and Nature Recovery

Sustainable Economy

Enterprising and Effective Council

Service Performance - Planning Appeals

- Major Planning Applications
- Minor Planning Applications
- Other Planning Applications
- Planning Appeals
- Planning Income
- Land Charges
- Affordable Homes
- Leisure
- Long Term Empties
- Temporary Accommodation



Direction of Travel

Against last Quarter



Against Last Year



Q2 2024/25

26.09%
Appeals Allowed

30.00%
Target



Forest of Dean
— DISTRICT COUNCIL —



Back to Priority Home



Back to Service Performance

Thriving Communities

Decarbonisation and Nature Recovery

Sustainable Economy

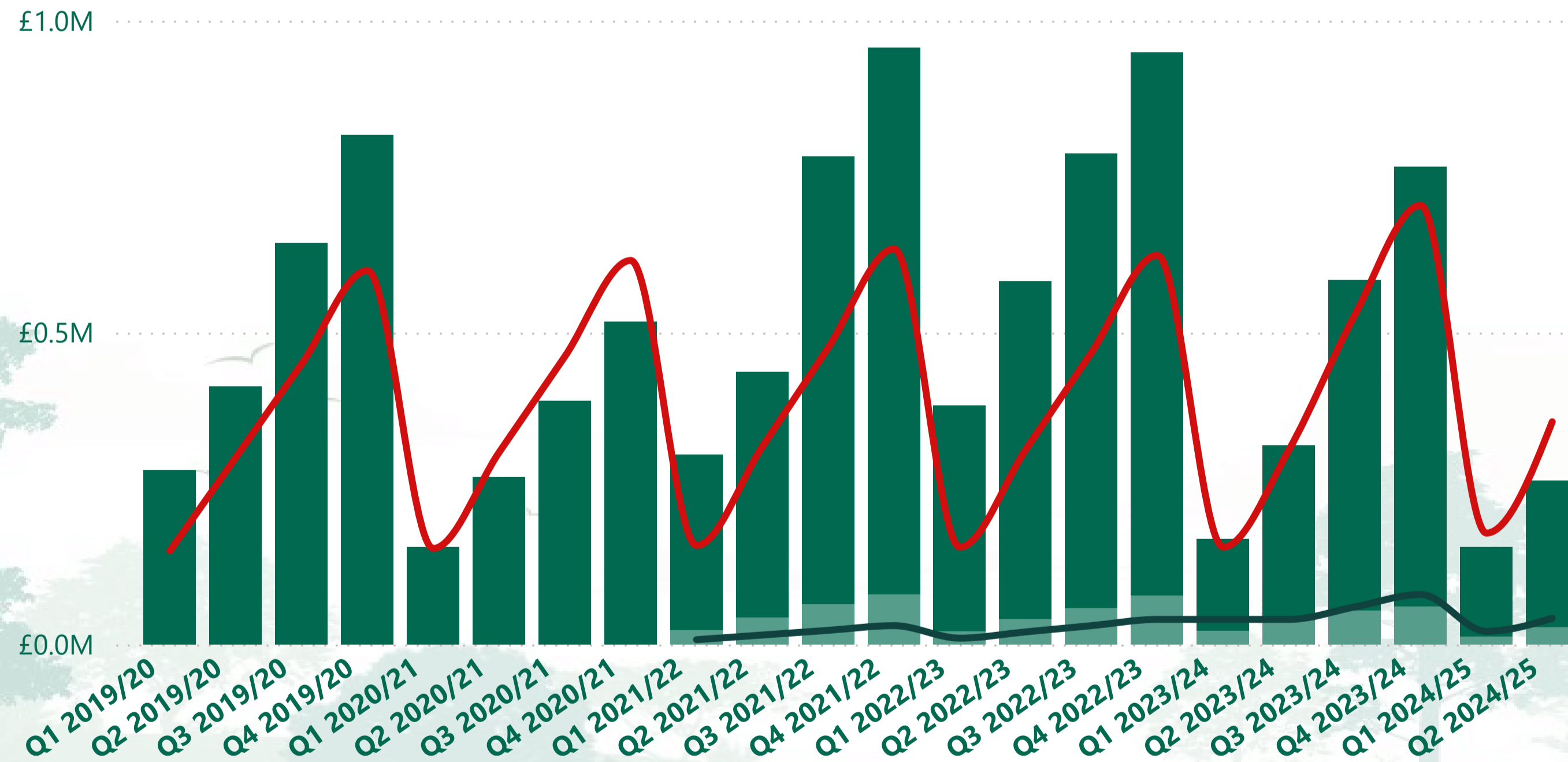
Enterprising and Effective Council

Service Performance - Planning Income

- Major Planning Applications
- Minor Planning Applications
- Other Planning Applications
- Planning Appeals
- Planning Income
- Land Charges
- Affordable Homes
- Leisure
- Long Term Empties
- Temporary Accommodation

Income Achieved by Planning

● Pre-Application Income ● Planning Income ● Pre-Application Target ● Total Planning Income Target



Direction of Travel

Against last Quarter



Against Last Year



Q2 2024/25

£27,742

Pre-App Income

£262,220

Total Income

£41,880

Pre-App Target

£356,880

Total Target



Forest of Dean
— DISTRICT COUNCIL —



Back to Priority Home



Back to Service Performance

Thriving Communities

Decarbonisation and Nature Recovery

Sustainable Economy

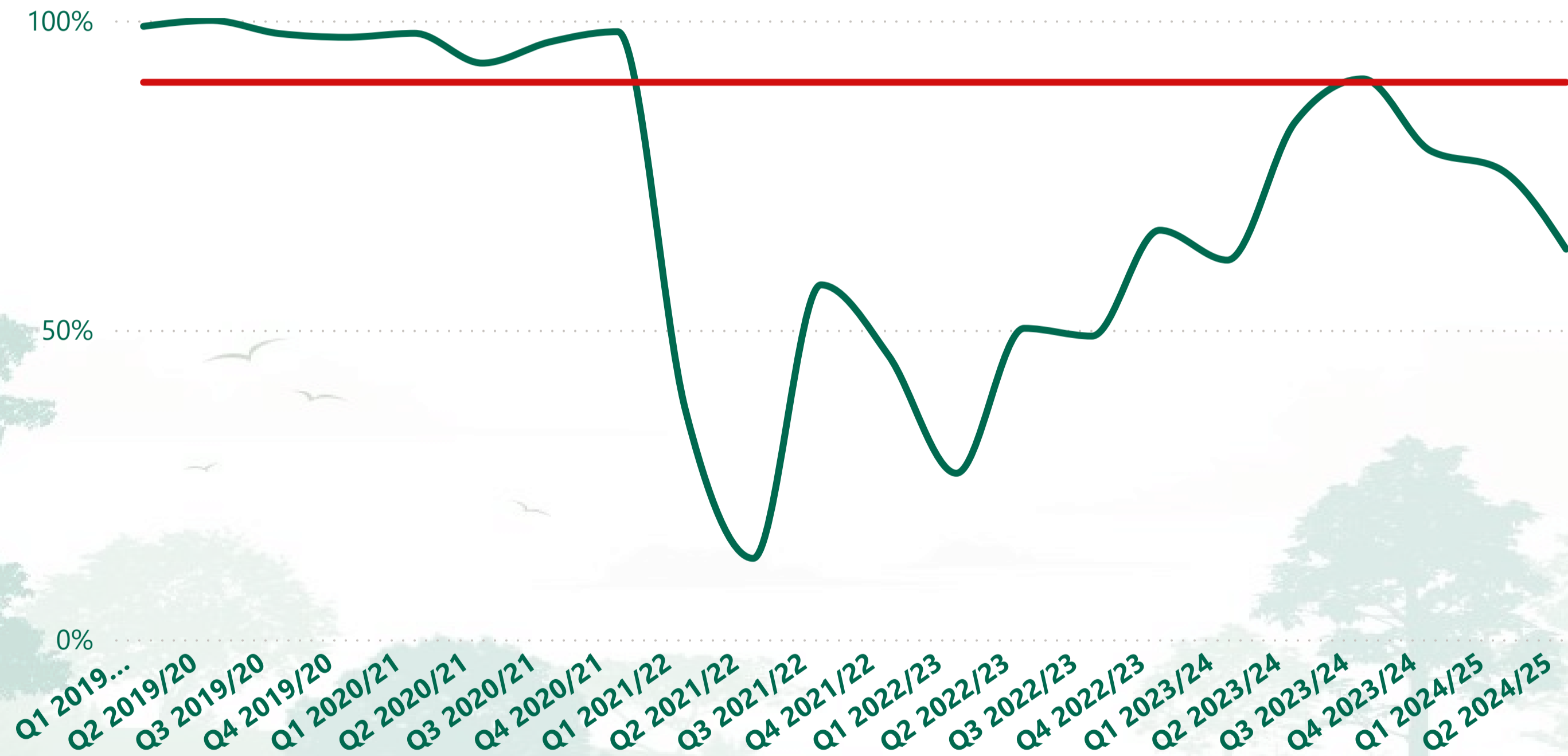
Enterprising and Effective Council

Service Performance - Land Charges

- Major Planning Applications
- Minor Planning Applications
- Other Planning Applications
- Planning Appeals
- Planning Income
- Land Charges
- Affordable Homes
- Leisure
- Long Term Empties
- Temporary Accommodation

Percentage of official land charge searches completed within 10 days

● % completed within 10 days ● Target



Direction of Travel

Against last Quarter

Against Last Year



Q2 2024/25

63.04%
Completed

90.00%
Target



Forest of Dean
— DISTRICT COUNCIL —



Back to Priority Home



Back to Service Performance

Thriving Communities

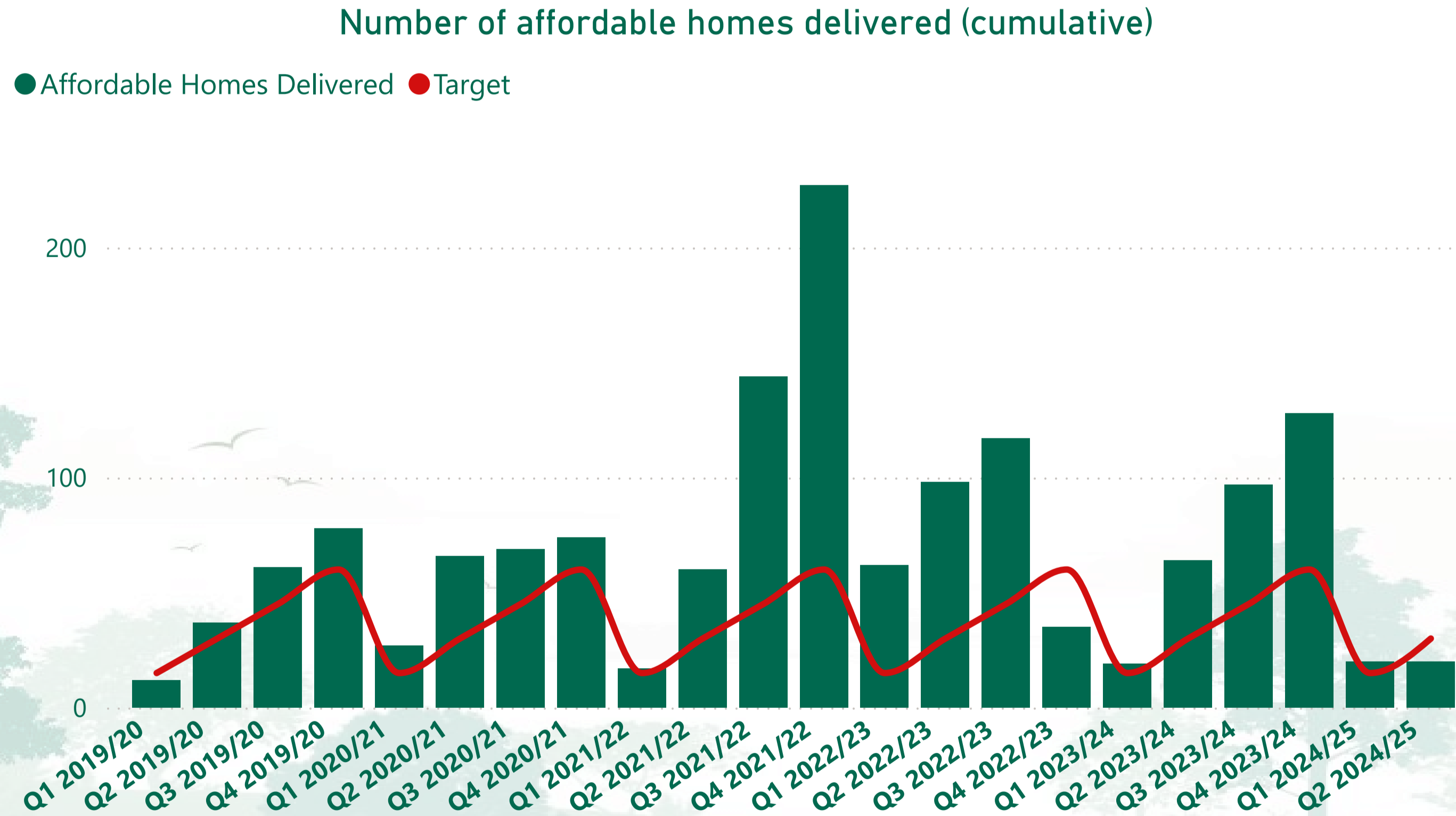
Decarbonisation and Nature Recovery

Sustainable Economy

Enterprising and Effective Council

Service Performance - Affordable Homes

- Major Planning Applications
- Minor Planning Applications
- Other Planning Applications
- Planning Appeals
- Planning Income
- Land Charges
- Affordable Homes
- Leisure
- Long Term Empties
- Temporary Accommodation



Direction of Travel

Against last Quarter



Against Last Year



Q2 2024/25

20
Delivered

30
Target



Forest of Dean
— DISTRICT COUNCIL —



Back to Priority Home



Back to Service Performance

Thriving Communities

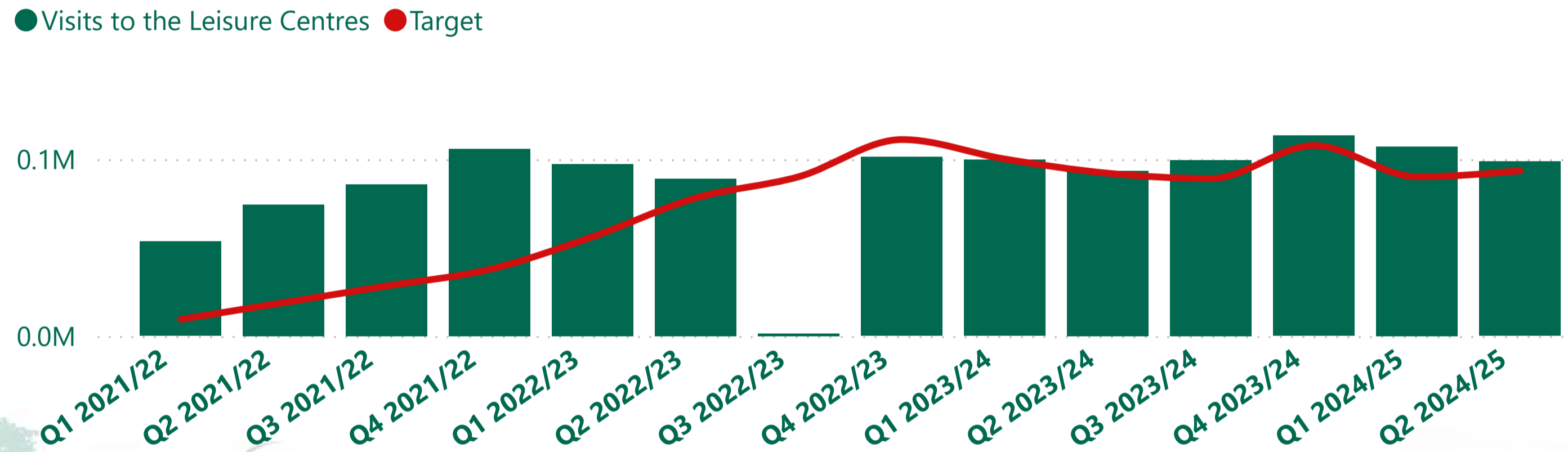
Decarbonisation and Nature Recovery

Sustainable Economy

Enterprising and Effective Council

Service Performance - Leisure

Number of Visits to the Four Leisure Centres



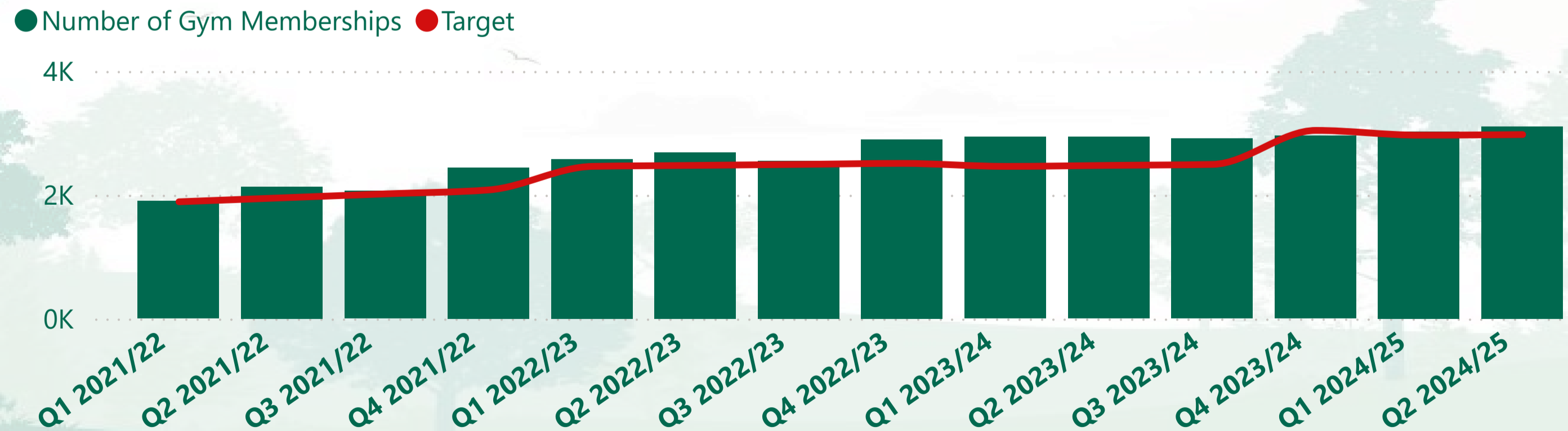
Direction of Travel

Against last Quarter

Against Last Year



Number of Gym Memberships (Snapshot)



Q2 2024/25

98678

Visits

3104

Memberships

93400

Visits Target

2973

Members Target

- Major Planning Applications
- Minor Planning Applications
- Other Planning Applications
- Planning Appeals
- Planning Income
- Land Charges
- Affordable Homes
- Leisure
- Long Term Empties
- Temporary Accommodation



Forest of Dean
— DISTRICT COUNCIL —



Back to Priority Home



Back to Service Performance

Thriving Communities

Decarbonisation and Nature Recovery

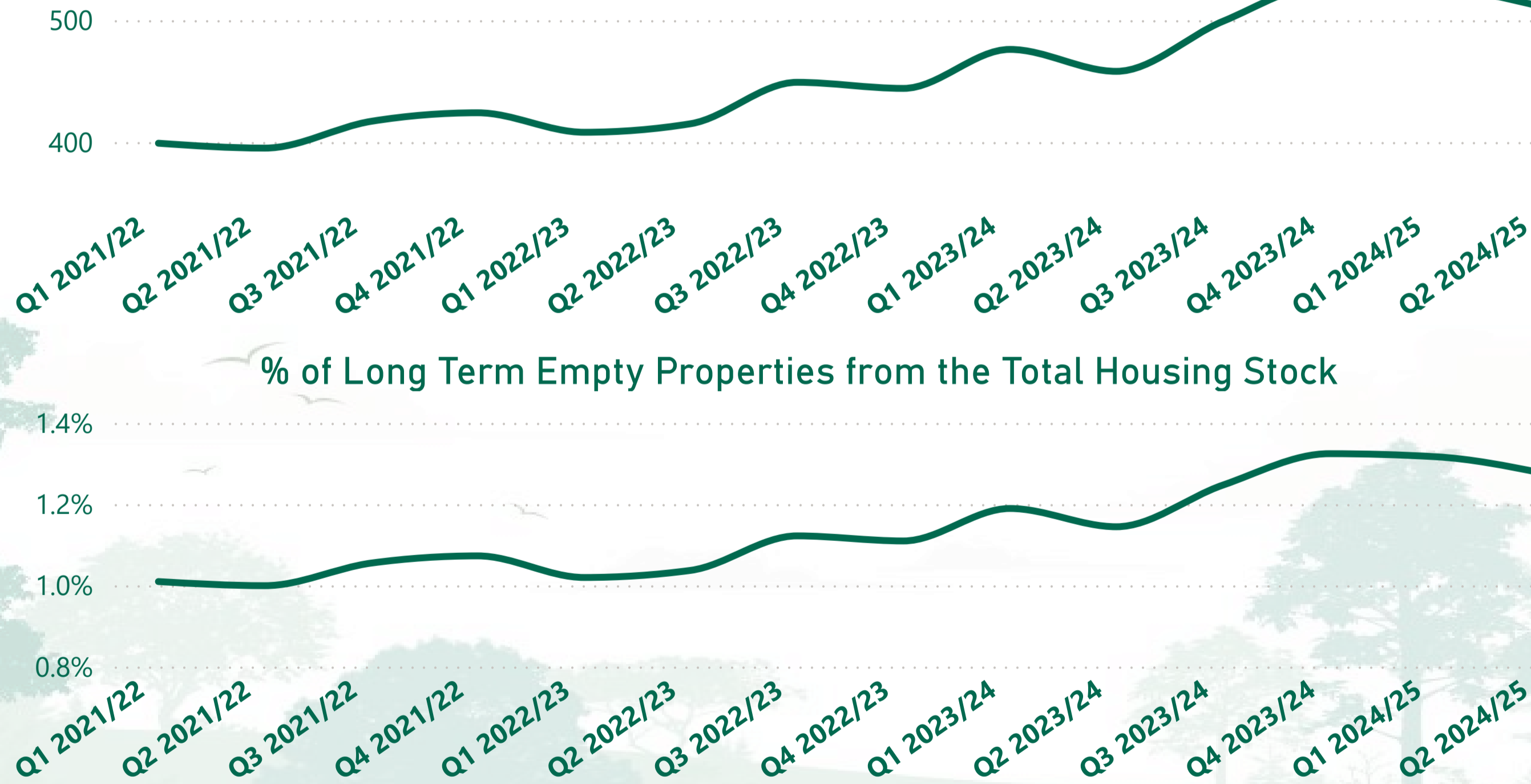
Sustainable Economy

Enterprising and Effective Council

Service Performance - Long Term Empties

- Major Planning Applications
- Minor Planning Applications
- Other Planning Applications
- Planning Appeals
- Planning Income
- Land Charges
- Affordable Homes
- Leisure
- Long Term Empties
- Temporary Accommodation

(Snapshot) Long Term Empty Properties



Direction of Travel

Against last Quarter



Against Last Year



Q2 2024/25

511

Long Term Empties

1.28%

of Housing Stock



Forest of Dean
— DISTRICT COUNCIL —



Back to Priority Home



Back to Service Performance

Thriving Communities

Decarbonisation and Nature Recovery

Sustainable Economy

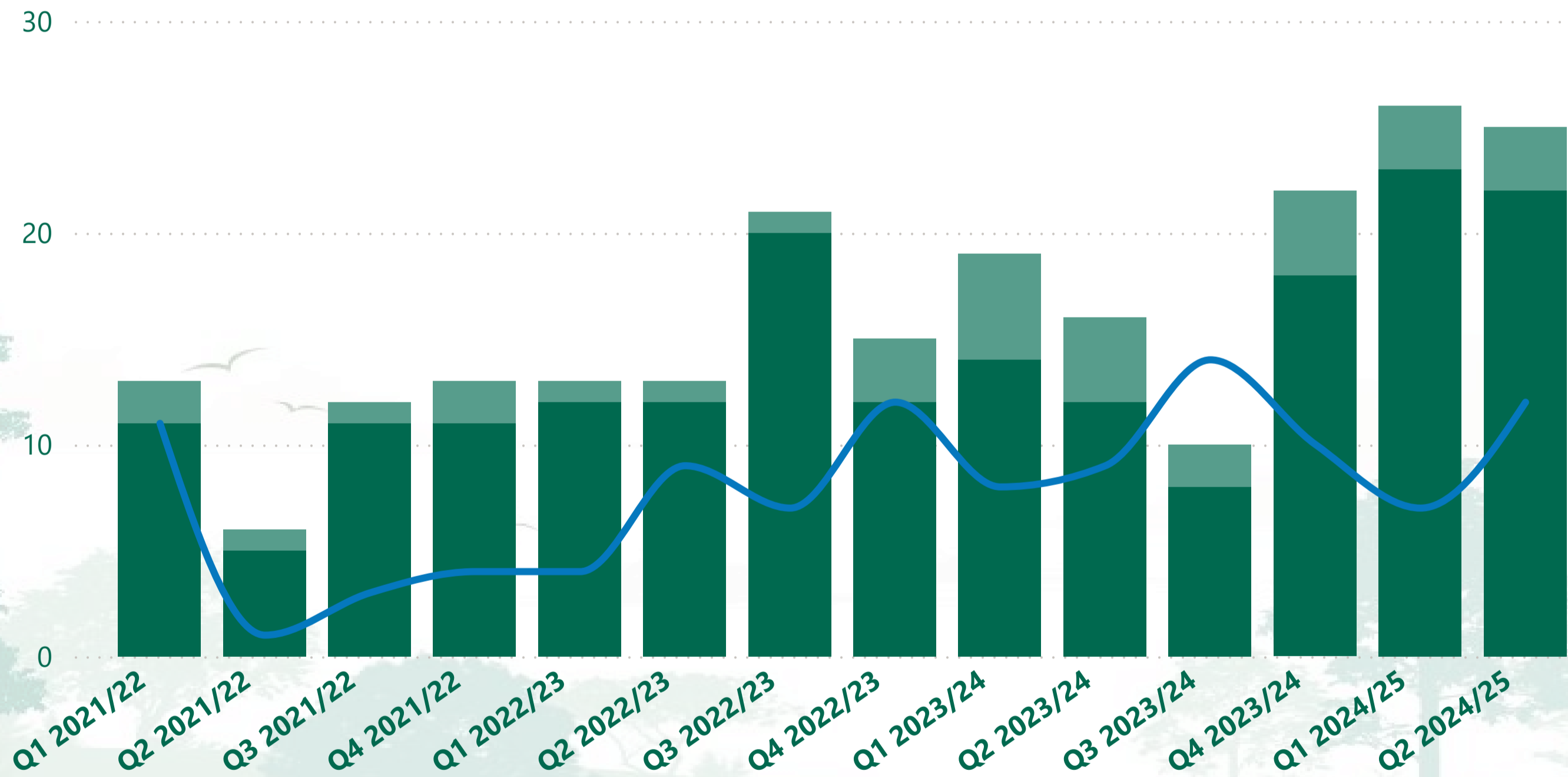
Enterprising and Effective Council

Service Performance - Temporary Accommodation

- Major Planning Applications
- Minor Planning Applications
- Other Planning Applications
- Planning Appeals
- Planning Income
- Land Charges
- Affordable Homes
- Leisure
- Long Term Empties
- Temporary Accommodation

Households in Temporary Accommodation

● Households in B&B's ● Households in Hostels ● Successful 'Move-On'



Direction of Travel

Against last Quarter



Against Last Year



Q2 2024/25

22

Households in B&Bs

3

Households in Hostels

12

Successful 'Move On'



Forest of Dean
— DISTRICT COUNCIL —



Back to Priority Home



Back to Service Performance

Thriving Communities

Decarbonisation and Nature Recovery

Sustainable Economy

Enterprising and Effective Council

Benchmarking - Major Planning Applications

Major Developments - % within 13 weeks or agreed time – LG Inform. Latest dataset is April - June '24 (Q1 2024-25)

Major Planning Applications

Minor Planning Applications

Other Planning Applications

Planning Appeals

Temporary Accommodation

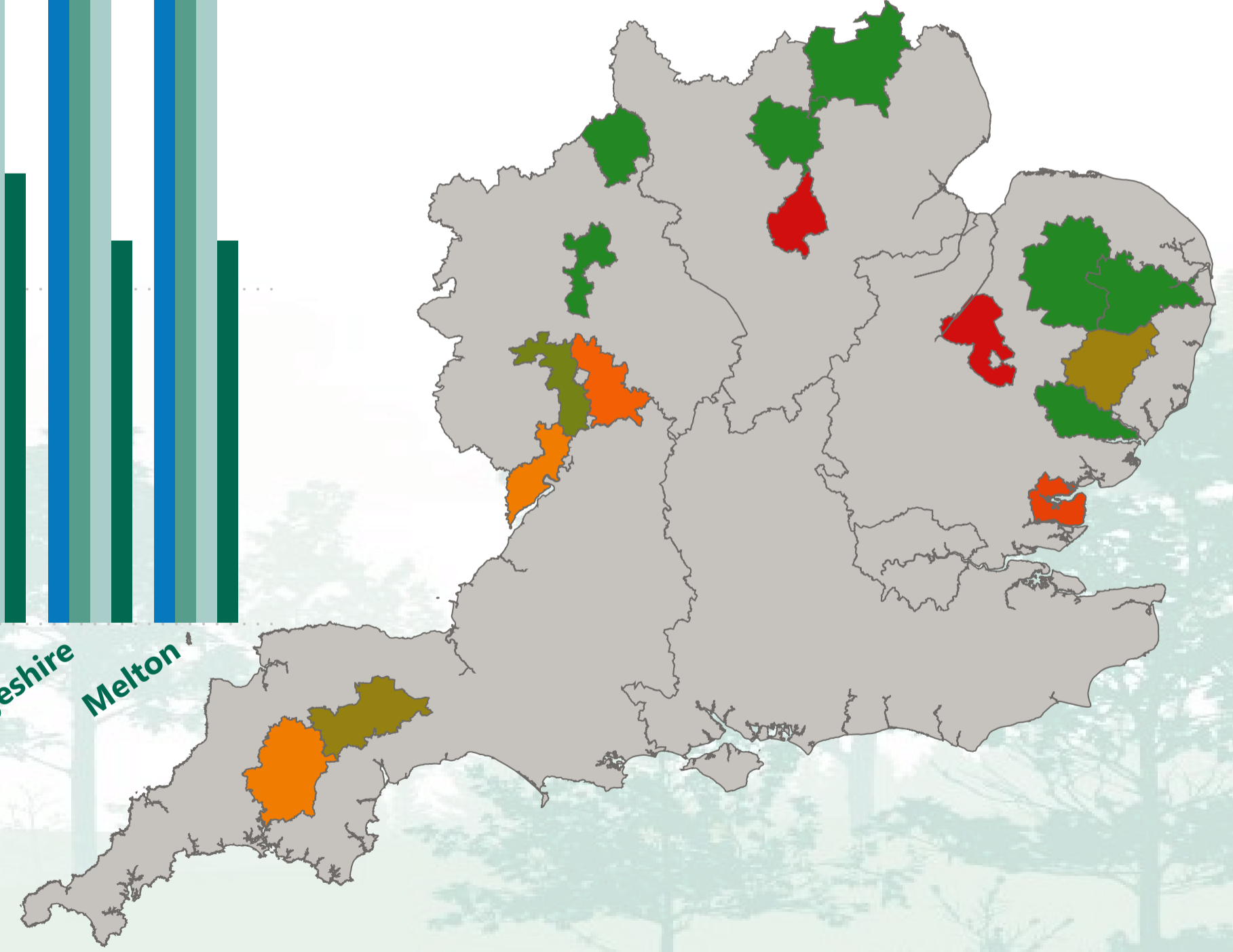
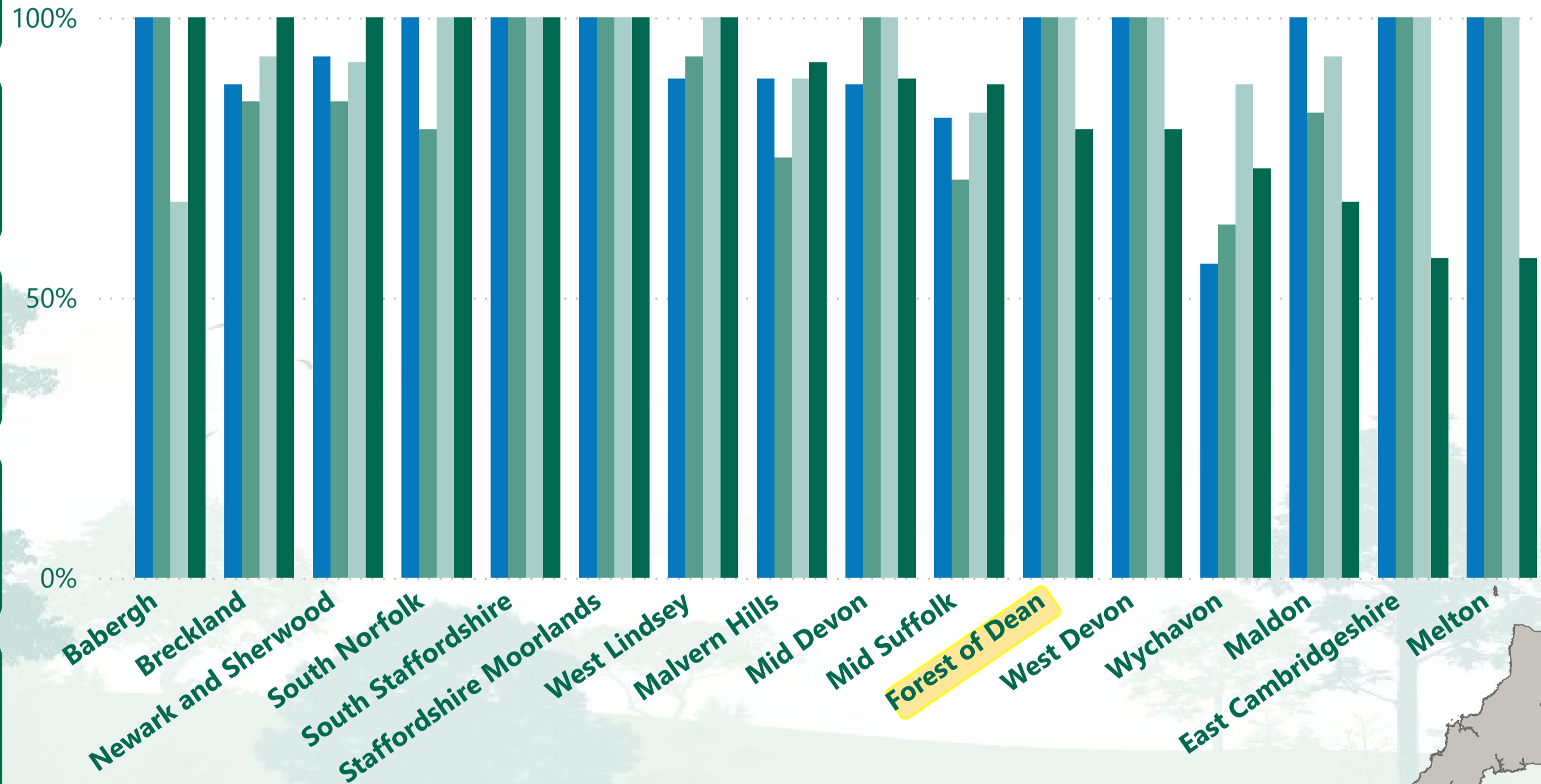
● Q2 23/24 ● Q3 23/24 ● Q4 23/24 ● Q1 24/25

Q4 23/24

Q3 23/24

Q2 23/24

Q1 24/25





Forest of Dean
— DISTRICT COUNCIL —



Back to Priority Home



Back to Service Performance

Thriving Communities

Decarbonisation and Nature Recovery

Sustainable Economy

Enterprising and Effective Council

Benchmarking - Minor Planning Applications

Minor Developments - % within 8 weeks or agreed time – LG Inform. Latest dataset is April - June '24 (Q1 2024-25)

● Q2 23/24 ● Q3 23/24 ● Q4 23/24 ● Q1 24/25

Q4 23/24

Q3 23/24

Q2 23/24

Q1 24/25

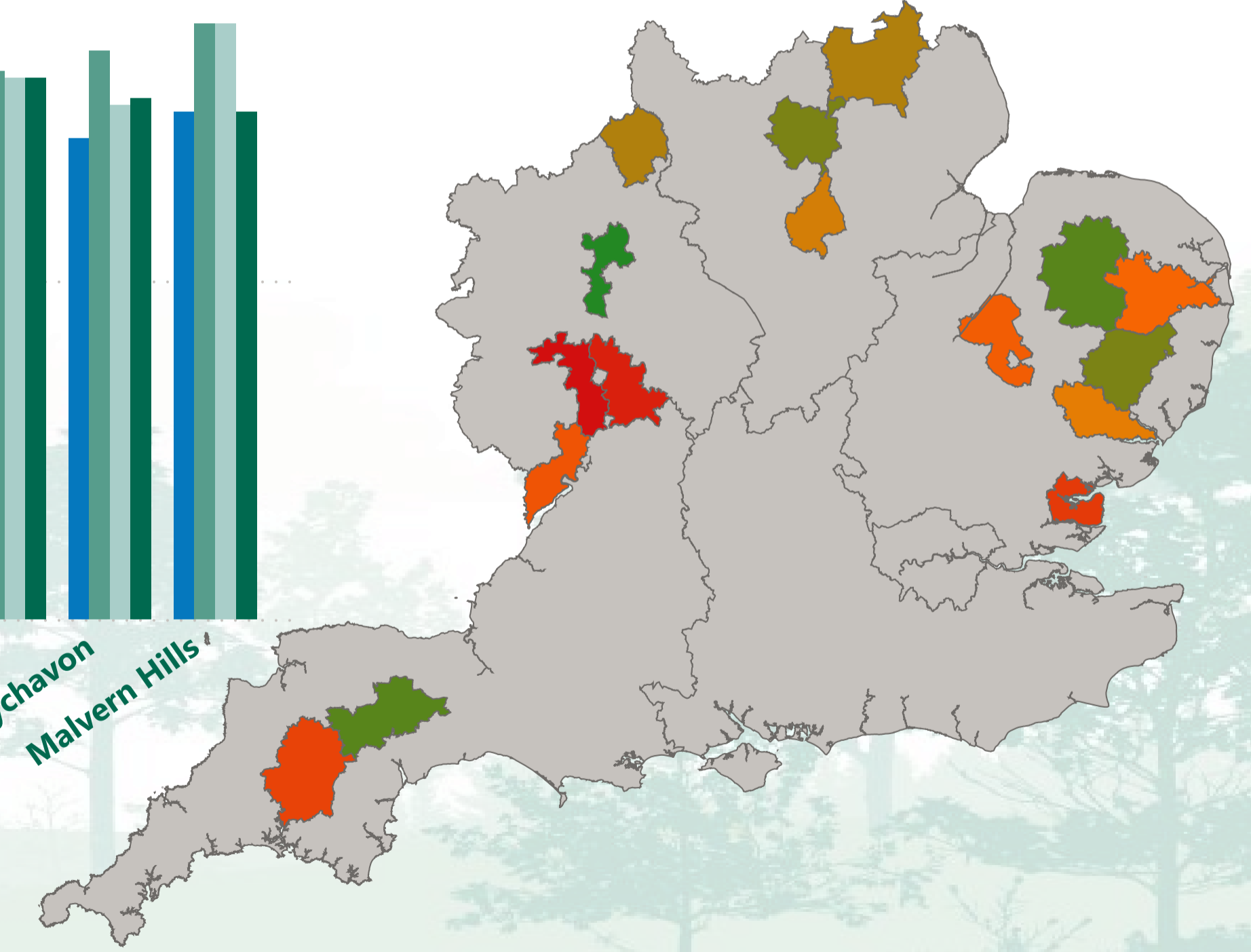
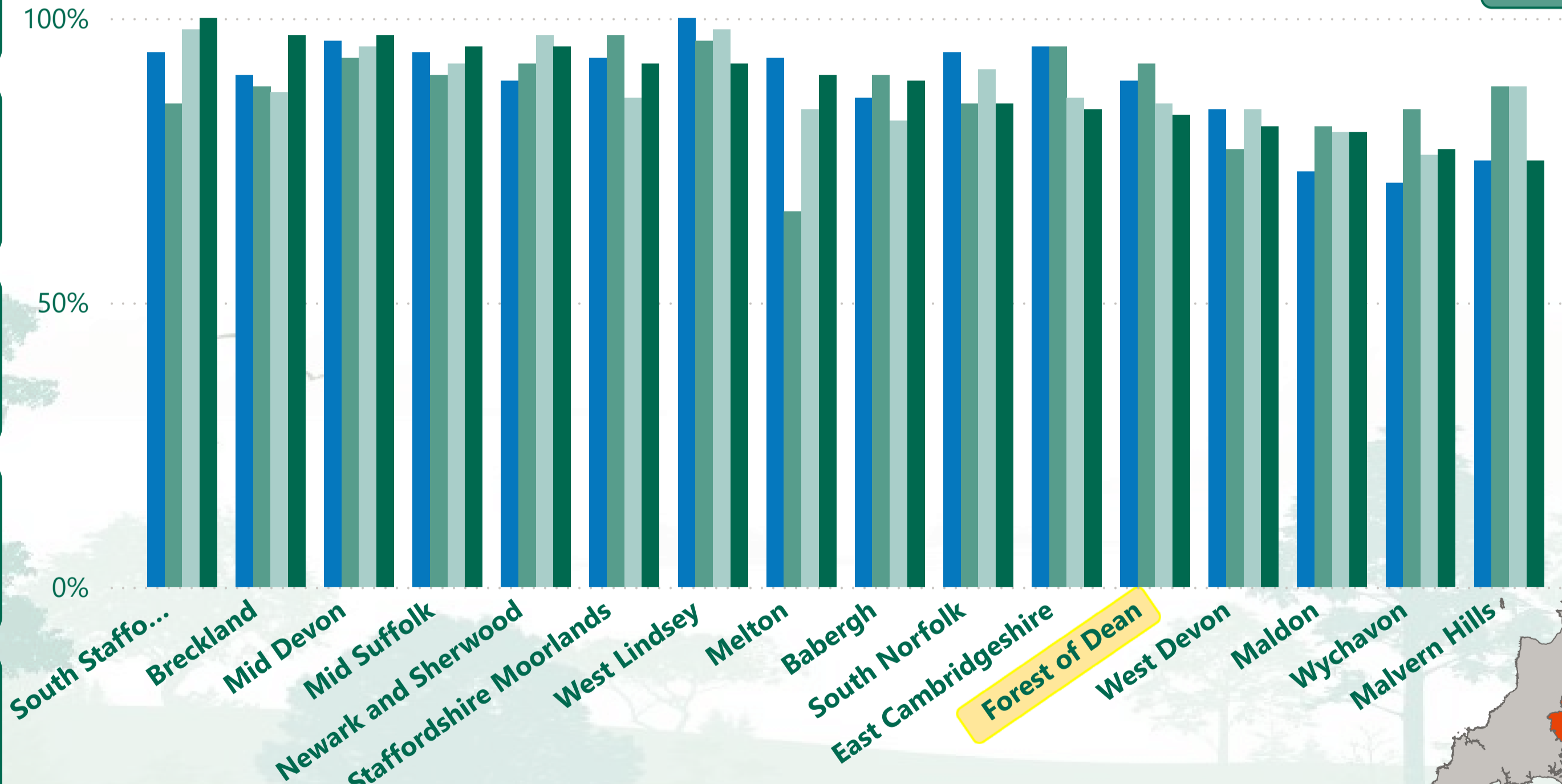
Major Planning Applications

Minor Planning Applications

Other Planning Applications

Planning Appeals

Temporary Accommodation





Forest of Dean
— DISTRICT COUNCIL —



Back to Priority Home



Back to Service Performance

Thriving Communities

Decarbonisation and Nature Recovery

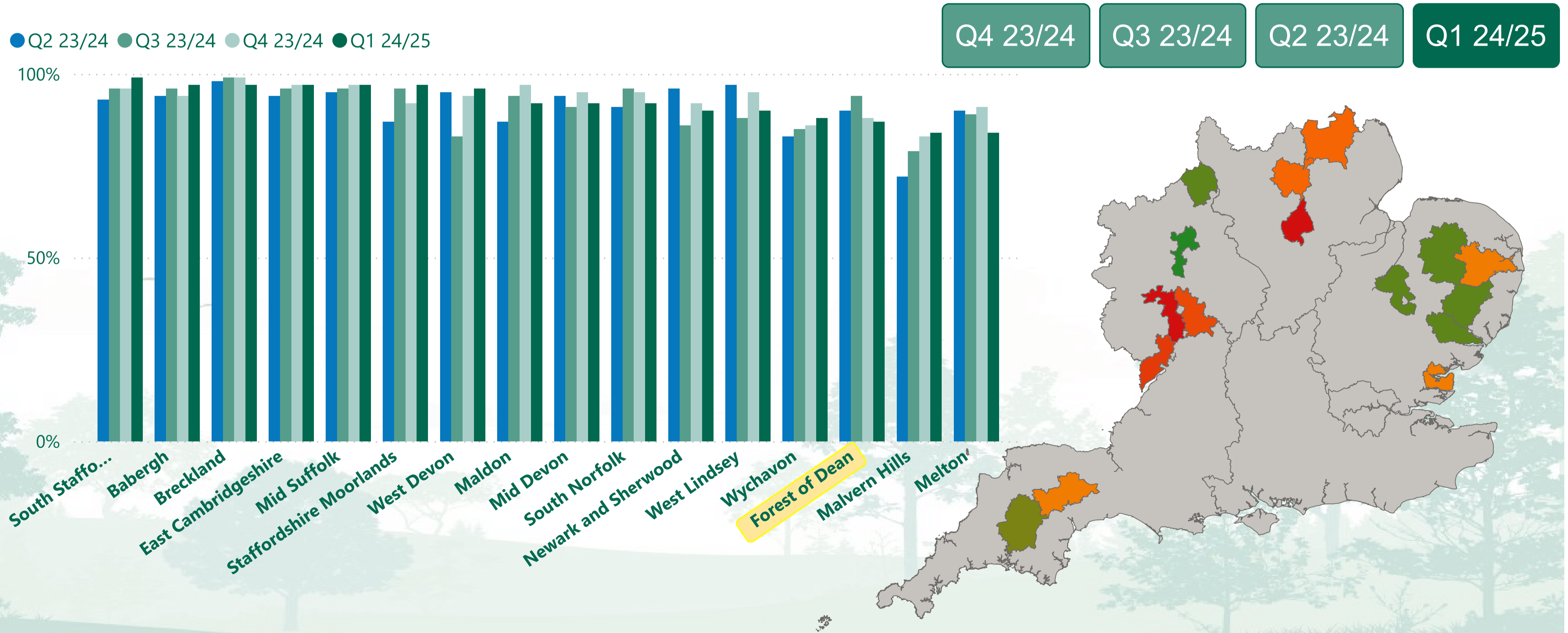
Sustainable Economy

Enterprising and Effective Council

Benchmarking - Other Planning Applications

Other Developments - % within 8 weeks or agreed time – LG Inform. Latest dataset is April - June '24 (Q1 2024-25)

- Major Planning Applications
- Minor Planning Applications
- Other Planning Applications
- Planning Appeals
- Temporary Accommodation





Forest of Dean
— DISTRICT COUNCIL —



Back to Priority Home



Back to Service Performance

Thriving Communities

Decarbonisation and Nature Recovery

Sustainable Economy

Enterprising and Effective Council

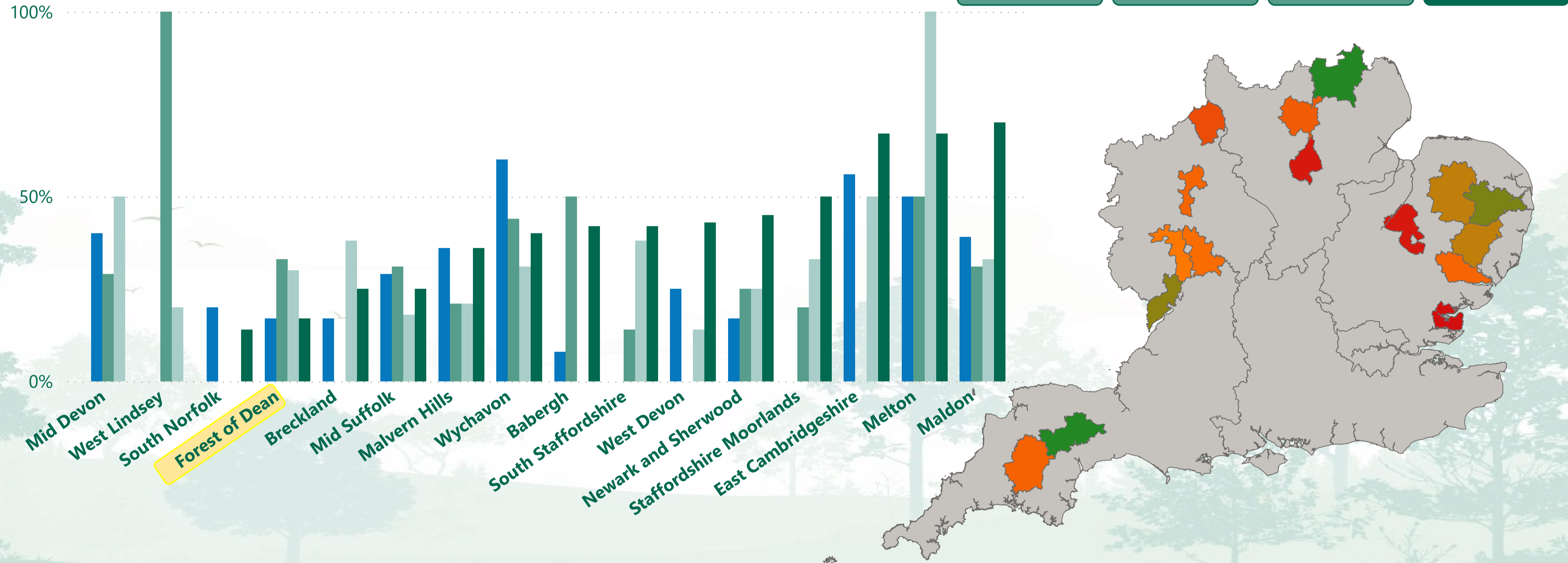
Benchmarking - Planning Appeals

Percentage of planning appeals allowed – LG Inform. Latest dataset is April - June '24 (Q1 2024-25)

- Major Planning Applications
- Minor Planning Applications
- Other Planning Applications
- Planning Appeals
- Temporary Accommodation

● Q2 23/24 ● Q3 23/24 ● Q4 23/24 ● Q1 24/25

Q4 23/24 Q3 23/24 Q2 23/24 Q1 24/25





Forest of Dean
— DISTRICT COUNCIL —



[Back to Priority Home](#)



[Back to Service Performance](#)

Thriving Communities

Decarbonisation and Nature Recovery

Sustainable Economy

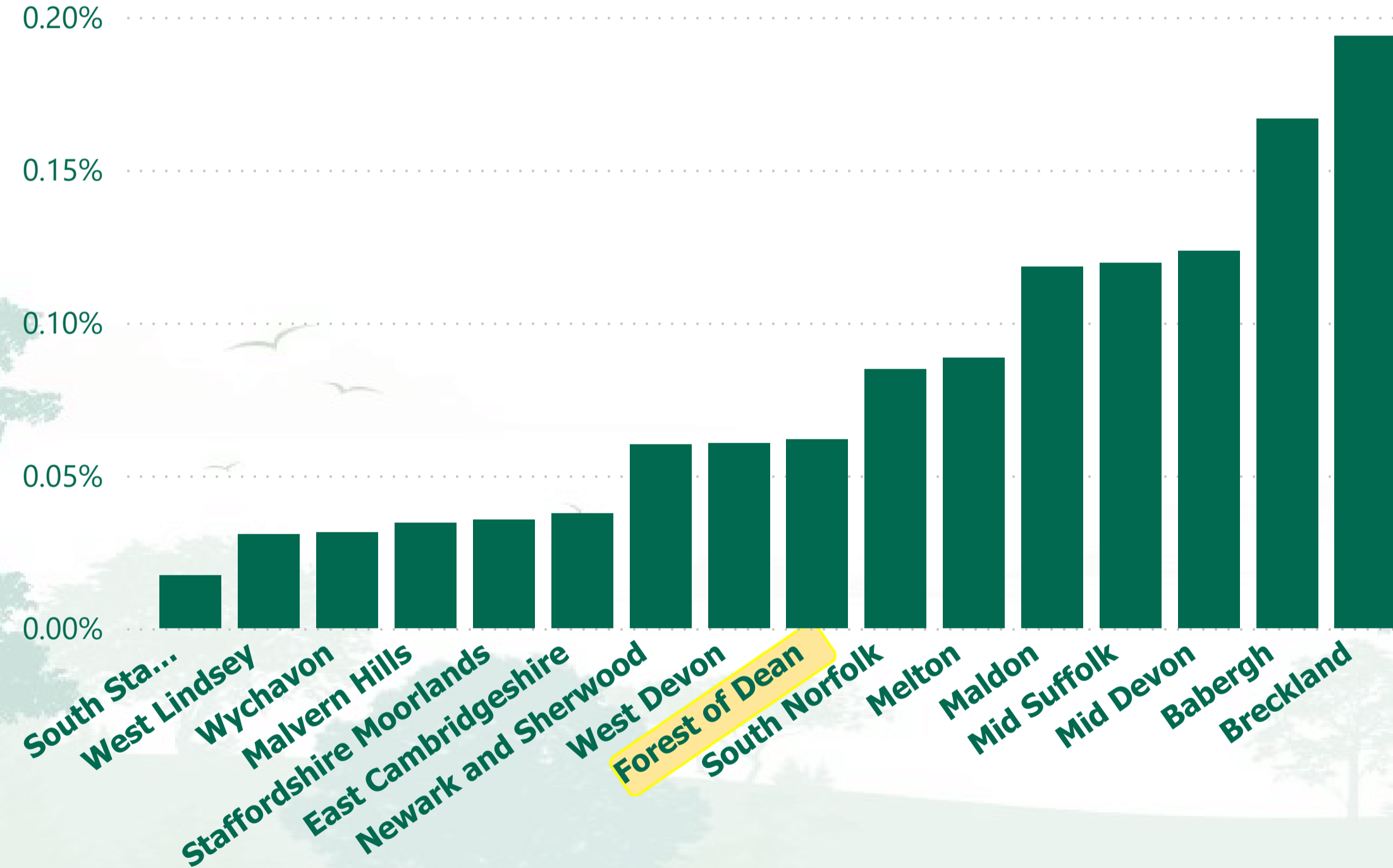
Enterprising and Effective Council

Benchmarking - Temporary Accommodation

Number of Households in Temporary Accommodation – LG Inform. Latest dataset is Jan - March '24 (Q4 2023-24)

Number of Households - ONS. Latest dataset is from February 2023

Number of Households in Temporary Accommodation as a % of total number of households within the Local Authority



Council	Number of Households	Q1 23/24	Q2 23/24	Q3 23/24	Q4 23/24
Babergh	40200	64	71	64	67
Breckland	60359	104	115	122	117
East Cambridgeshire	37203	17	18	14	14
Forest of Dean	37217	24	27	14	23
Maldon	27900	32	40	37	33
Malvern Hills	34892	7	16	10	12
Melton	22599	16	27	21	20
Mid Devon	35633	43	50	51	44
Mid Suffolk	44343	42	41	37	53
Newark and Sherwood	53331	25	23	N/A	32
South Norfolk	61381	33	40	44	52
South Staffordshire	46121	5	8	6	8
Staffordshire Moorlands	42355	10	14	9	15
West Devon	24818	10	11	22	15
West Lindsey	42345	11	10	11	13
Wychavon	57356	22	30	22	18

- Major Planning Applications
- Minor Planning Applications
- Other Planning Applications
- Planning Appeals
- Temporary Accommodation



Decarbonisation and Nature Recovery

Thriving Communities

Decarbonisation and Nature Recovery

Sustainable Economy

Enterprising and Effective Council

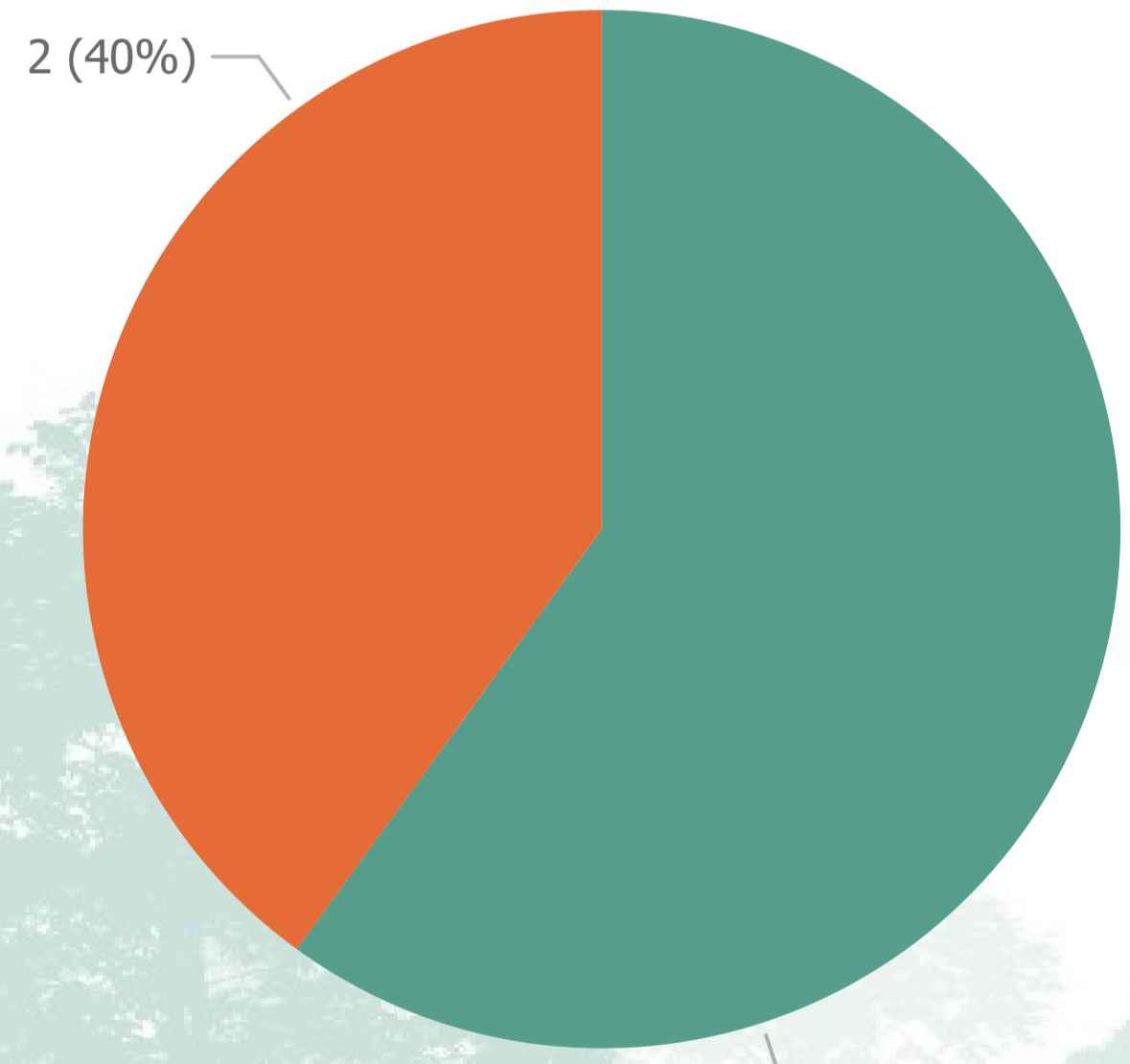
Click for Carbon Metrics

Click for Related Service Performance

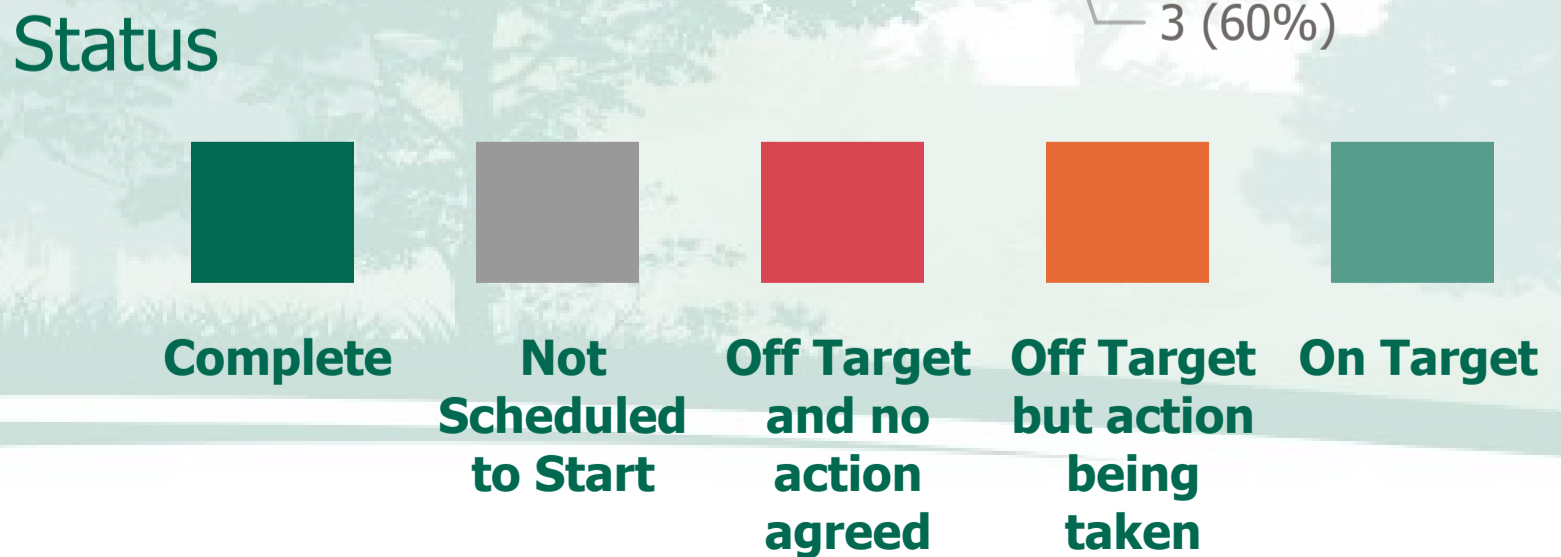
Select a Strategic Focus to filter

Select an Action to enable the 'Further Information' button

- Energy Efficiency**
- Food Resilience**
- Nature Recovery**
- Renewable Energy Transition**
- Transportation Transformation**



Action	Status
Council owned assets decarbonisation programme	On Target
Deliver the Forest Fast Followers Project	On Target
Develop and start to deliver a District Retrofit programme	On Target
Investigate the potential for an exemplar retrofit building	Off Target but action being taken
Review and refresh our Climate Emergency strategy and action plan	Off Target but action being taken



Description

Please Select an Action to see description

Click 'Further Information' for details relating to the Action

Further Information



Decarbonisation and Nature Recovery

Thriving Communities

Decarbonisation and Nature Recovery

Sustainable Economy

Enterprising and Effective Council

Click for Carbon Metrics

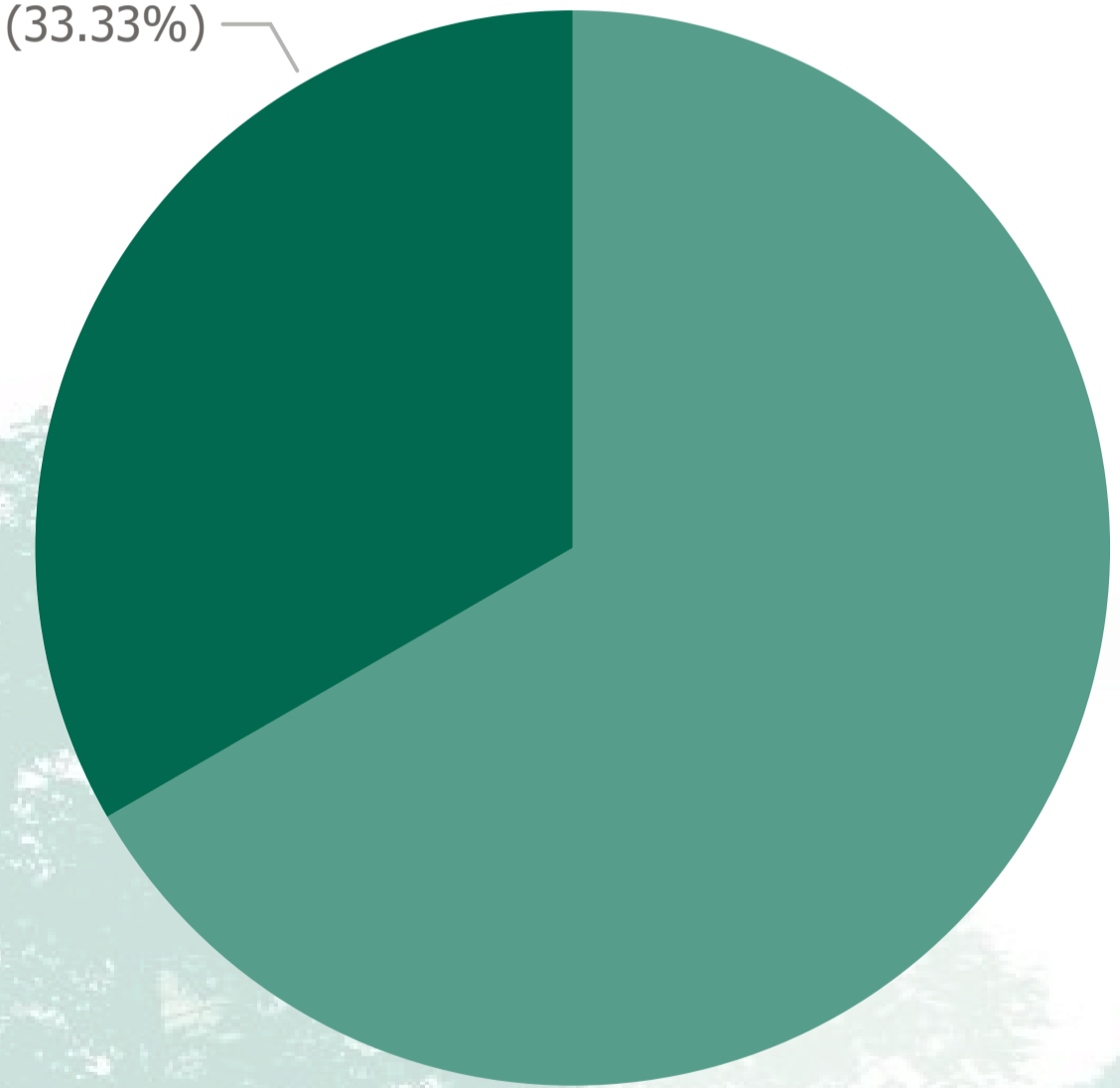
Click for Related Service Performance

Select a Strategic Focus to filter

Select an Action to enable the 'Further Information' button

- Energy Efficiency
- Food Resilience**
- Nature Recovery
- Renewable Energy Transition
- Transportation Transformation

1 (33.33%)



Action

Status

Develop and coordinate the Forest Food Network	On Target
Encourage the Forest Food Network to work with the local farming community	On Target
Prepare Climate Change Adaptation and Resilience Plans	Complete

Status



Description

Please Select an Action to see description

Click 'Further Information' for details relating to the Action

Further Information



Decarbonisation and Nature Recovery

Thriving Communities

Decarbonisation and Nature Recovery

Sustainable Economy

Enterprising and Effective Council

Click for Carbon Metrics

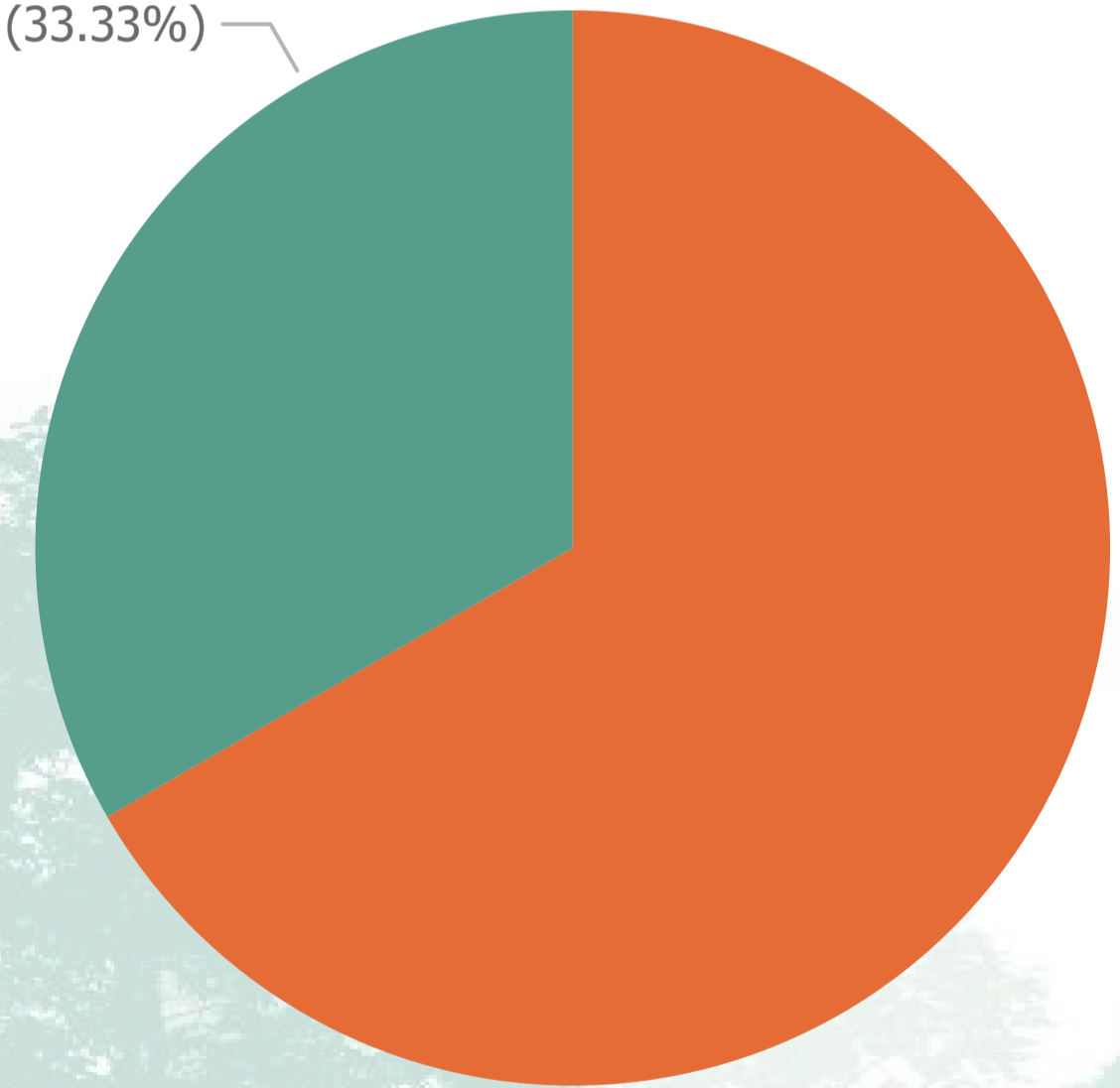
Click for Related Service Performance

Select a Strategic Focus to filter

Select an Action to enable the 'Further Information' button

- Energy Efficiency
- Food Resilience
- Nature Recovery**
- Renewable Energy Transition
- Transportation Transformation

1 (33.33%)



Action

Status

Contribute to the countywide Local Nature Recovery Strategy	On Target
Delivery on the Council's duties for Biodiversity	Off Target but action being taken
Ensure the ecological emergency and nature recovery are embedded in the Local Plan 2041	Off Target but action being taken

Description

Please Select an Action to see description

Click 'Further Information' for details relating to the Action

Further Information

Status





Decarbonisation and Nature Recovery

Thriving Communities

Decarbonisation and Nature Recovery

Sustainable Economy

Enterprising and Effective Council

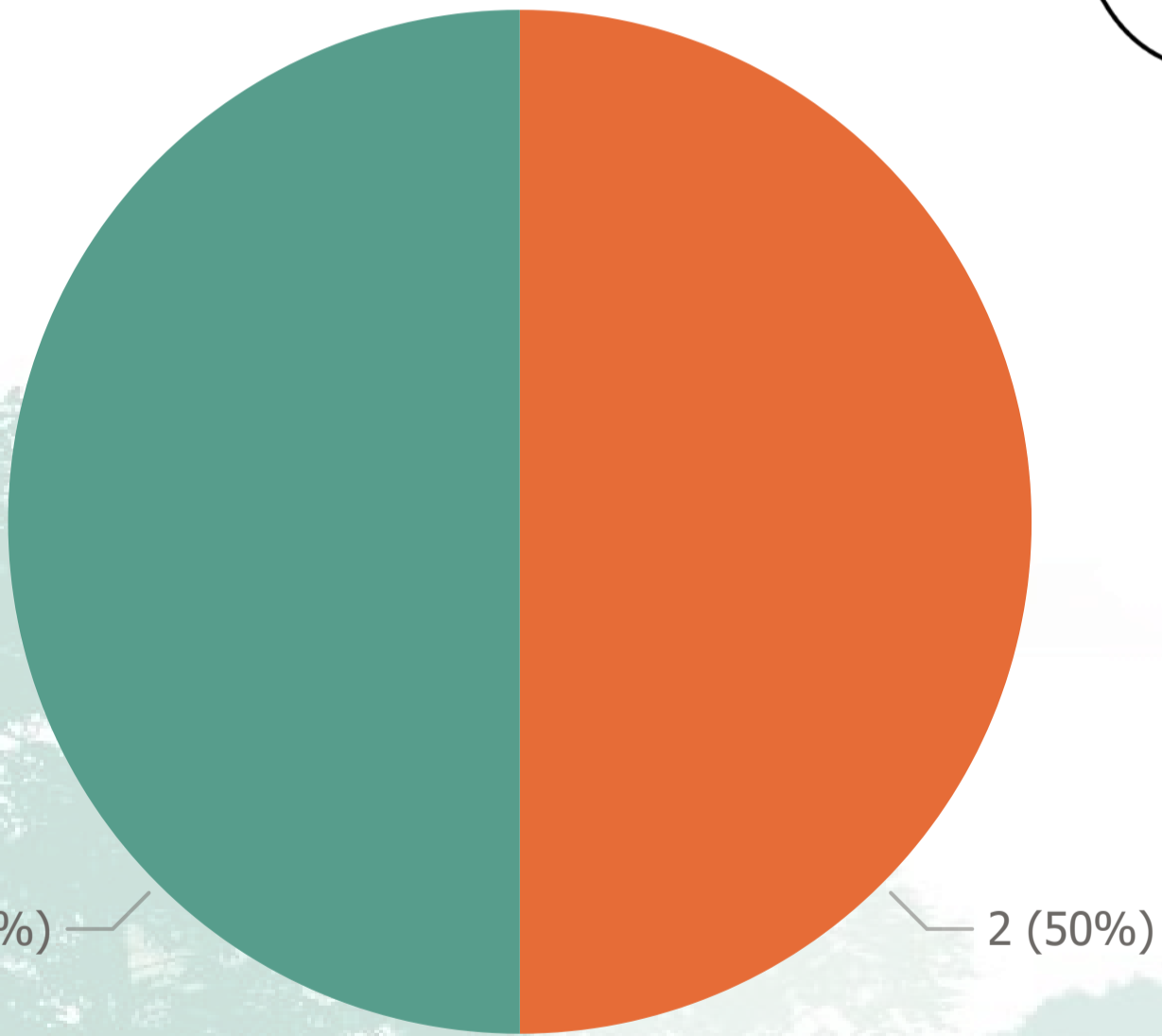
Click for Carbon Metrics

Click for Related Service Performance

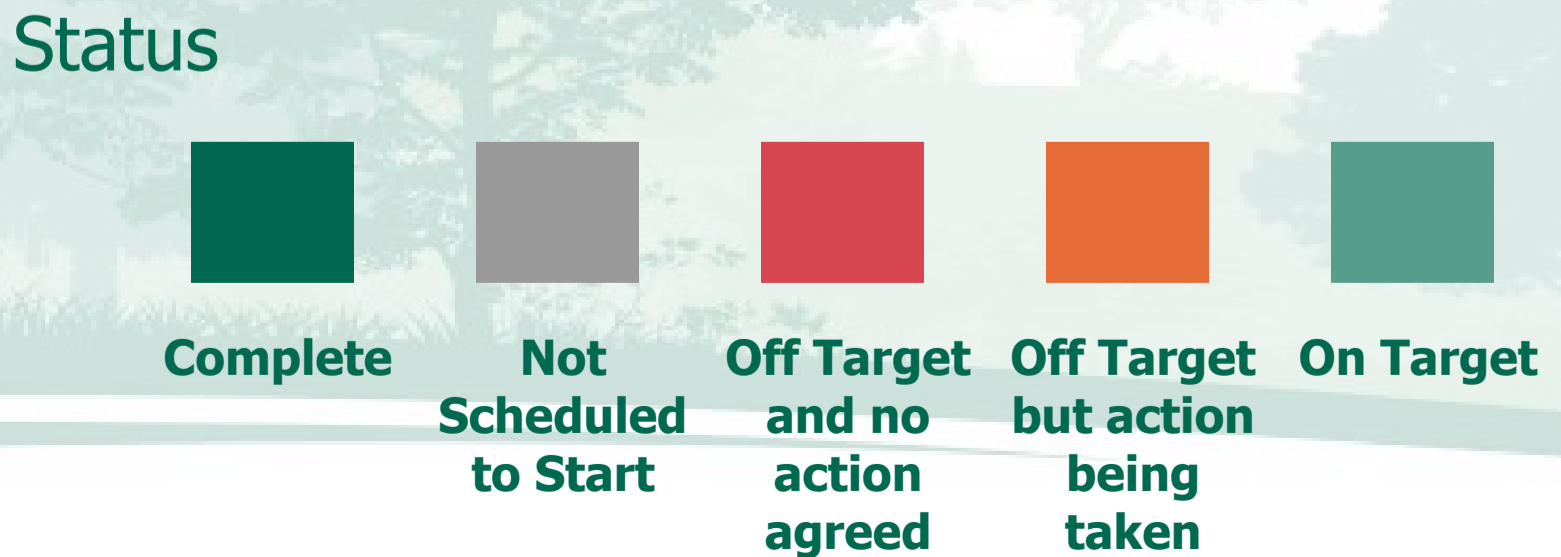
Select a Strategic Focus to filter

Select an Action to enable the 'Further Information' button

- Energy Efficiency
- Food Resilience
- Nature Recovery
- Renewable Energy Transition**
- Transportation Transformation



Action	Status
Deliver FoDDC Carparks Electric Vehicle Charge Point (EVCP) project (Phase 1)	Off Target but action being taken
Deliver Green Construction Skills training	On Target
Deliver the AURORA project	Off Target but action being taken
Develop FoDDC Vehicle Fleet decarbonisation strategy	On Target



Description

Please Select an Action to see description

Click 'Further Information' for details relating to the Action

Further Information



Decarbonisation and Nature Recovery

Thriving Communities

Decarbonisation and Nature Recovery

Sustainable Economy

Enterprising and Effective Council

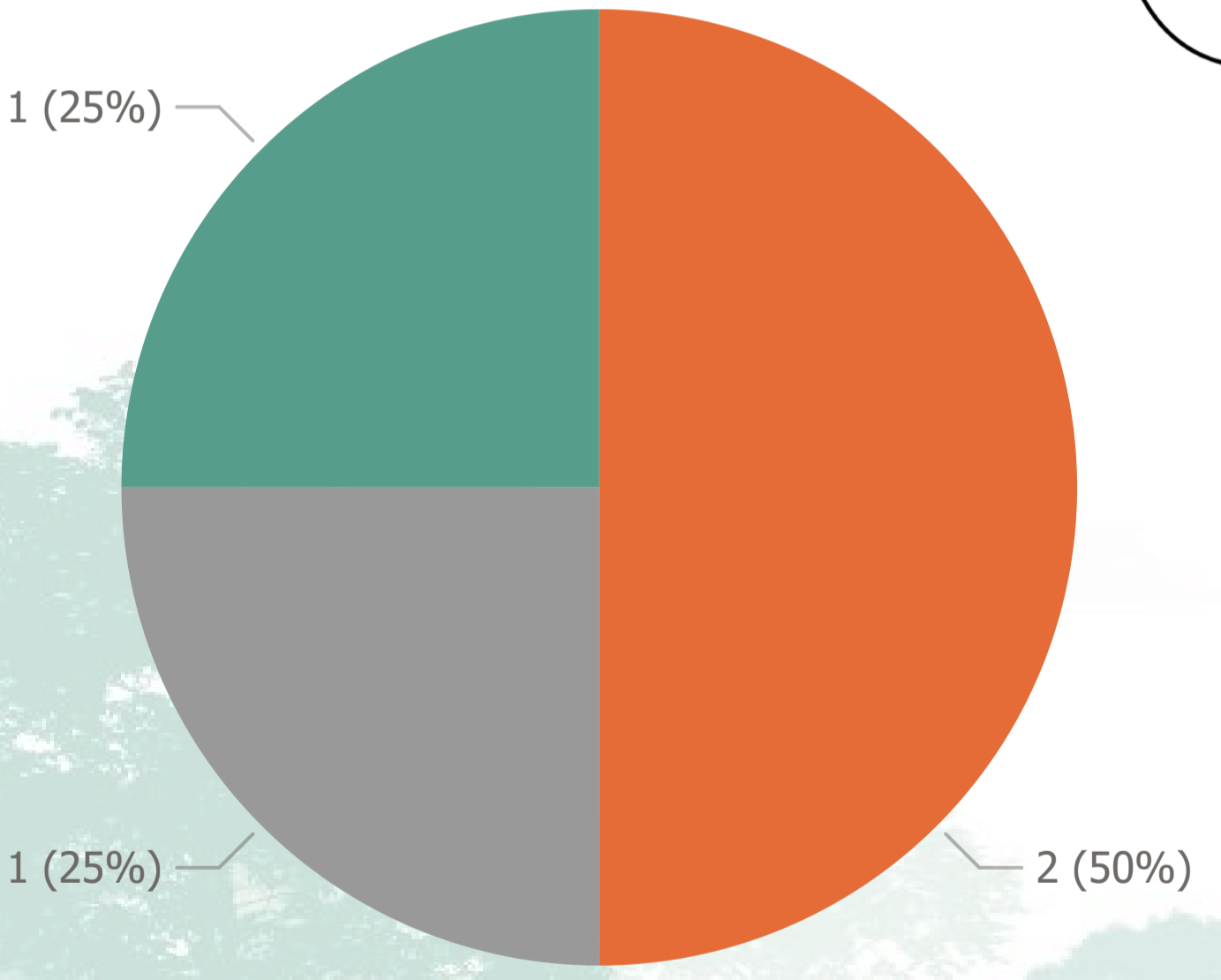
Click for Carbon Metrics

Click for Related Service Performance

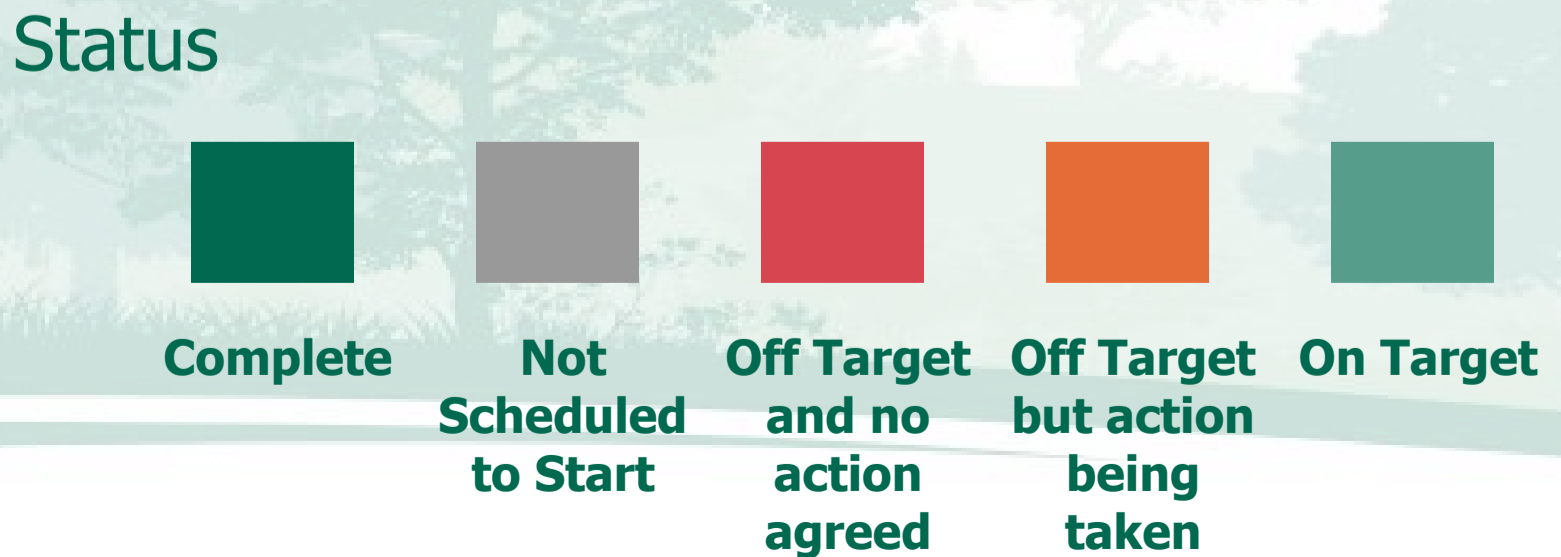
Select a Strategic Focus to filter

Select an Action to enable the 'Further Information' button

- Energy Efficiency
- Food Resilience
- Nature Recovery
- Renewable Energy Transition
- Transportation Transformation



Action	Status
Develop an Active Travel Strategy for the Forest of Dean	Off Target but action being taken
Establish an Active Travel Grant Scheme	On Target
Explore how community and public transport provision and connectivity can be improved and promote The Robin on-demand bus service	Not Scheduled to Start
Facilitate improved EV minibus provision	Off Target but action being taken



Description

Please Select an Action to see description

Click 'Further Information' for details relating to the Action

Further Information



Forest of Dean
— DISTRICT COUNCIL —

Thriving Communities

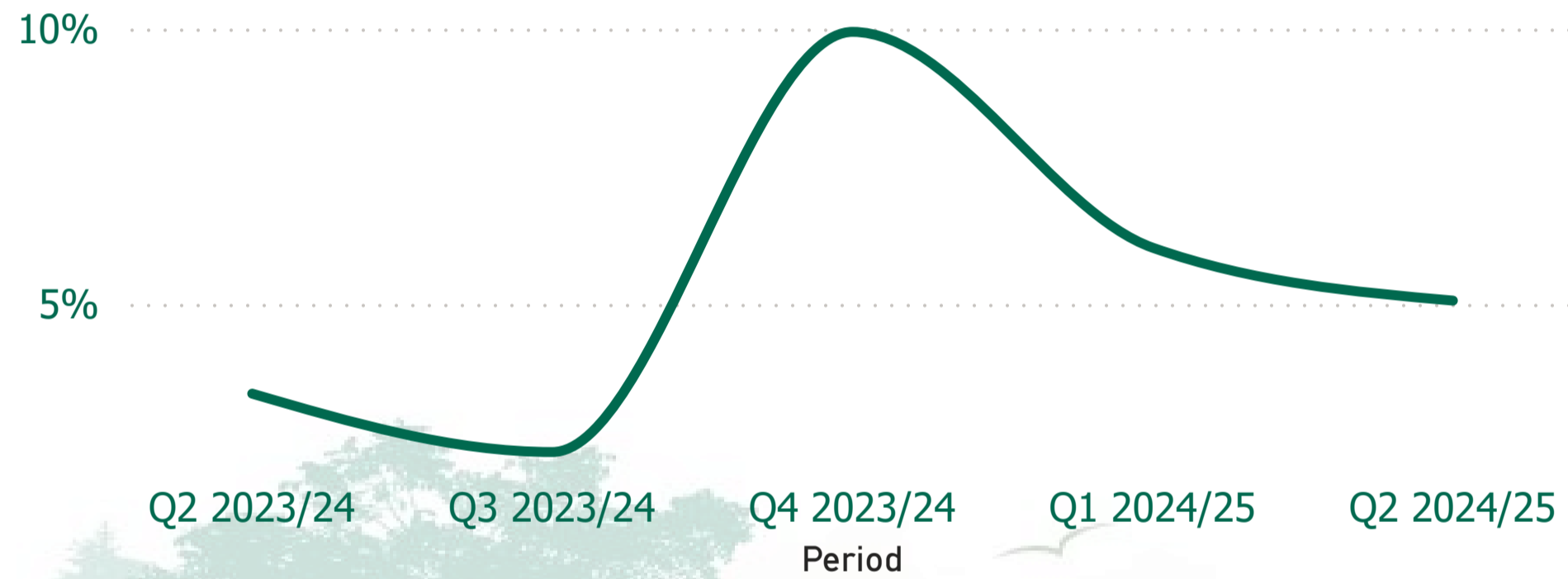
Decarbonisation and Nature Recovery

Sustainable Economy

Enterprising and Effective Council

Decarbonisation and Nature Recovery Service Performance 'At A Glance'

% Fly Tips Collected Resulting in Enforcement Action



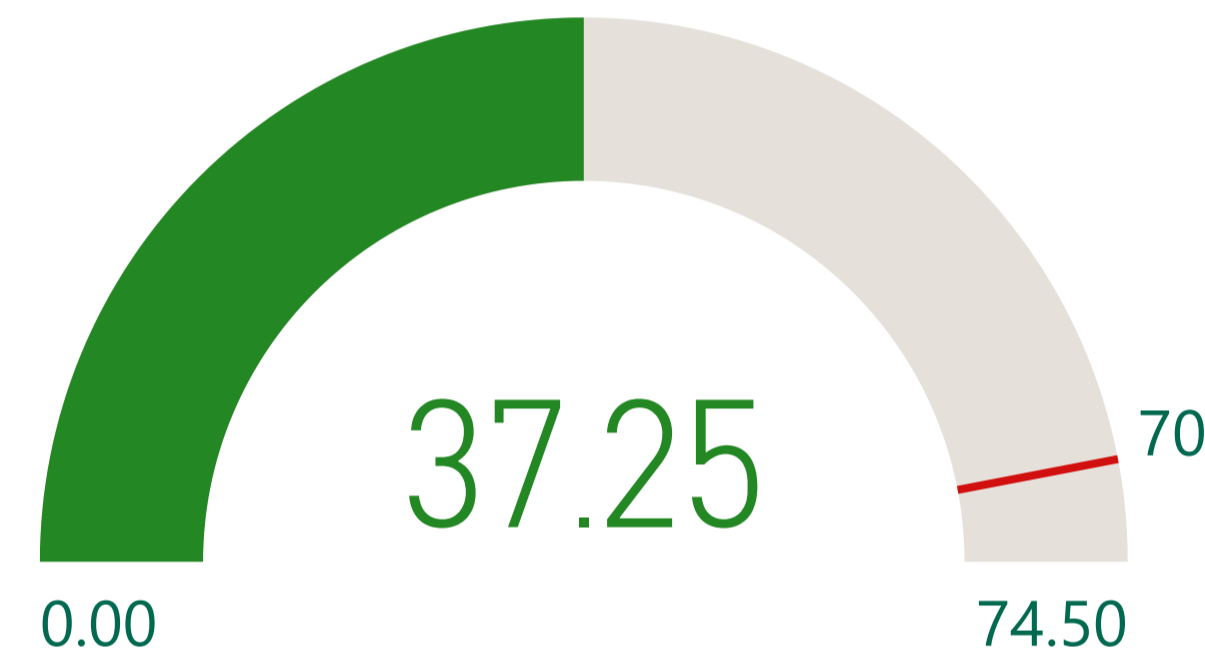
Fly Tips Collected

355

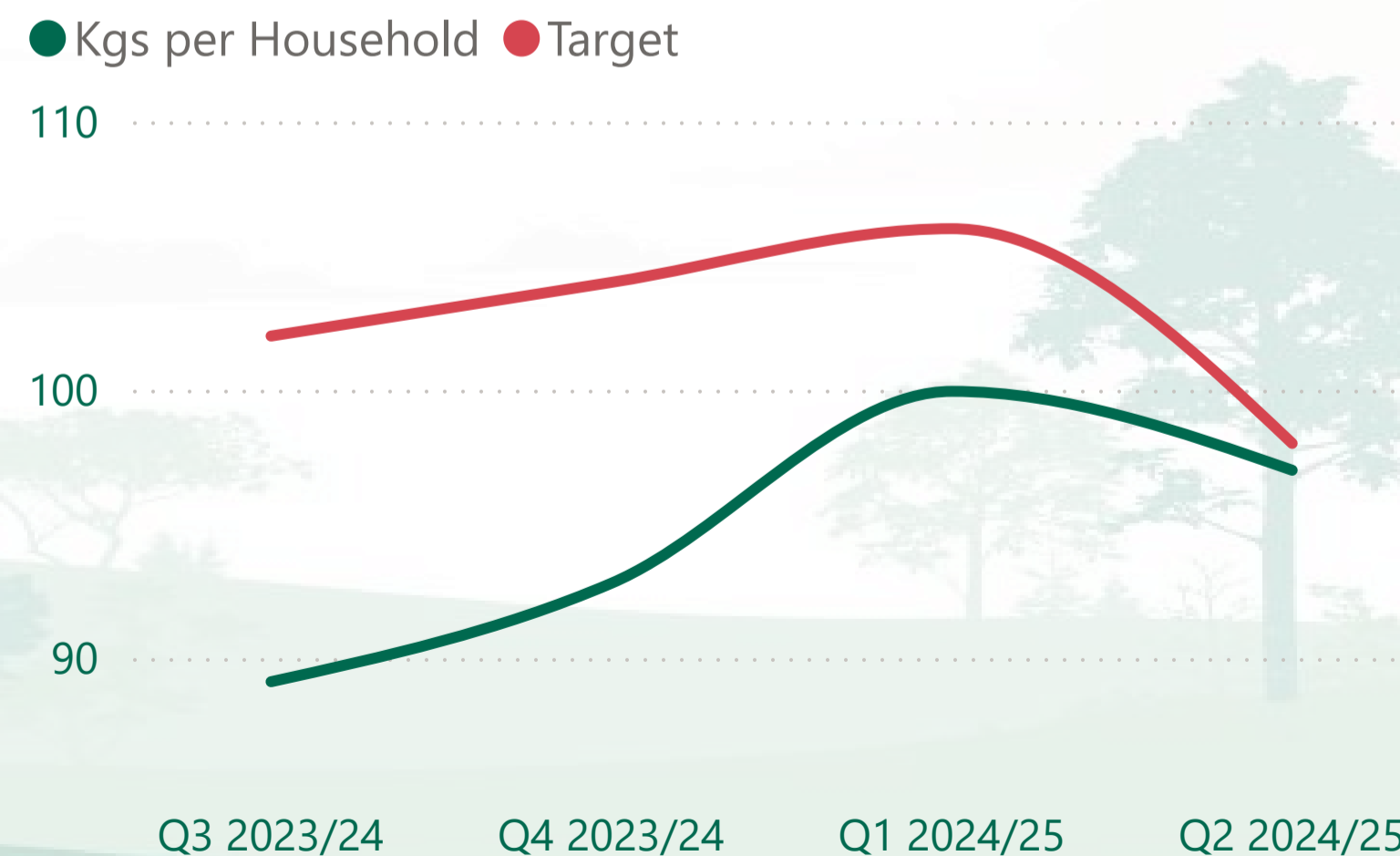
Enforcement Actions

17

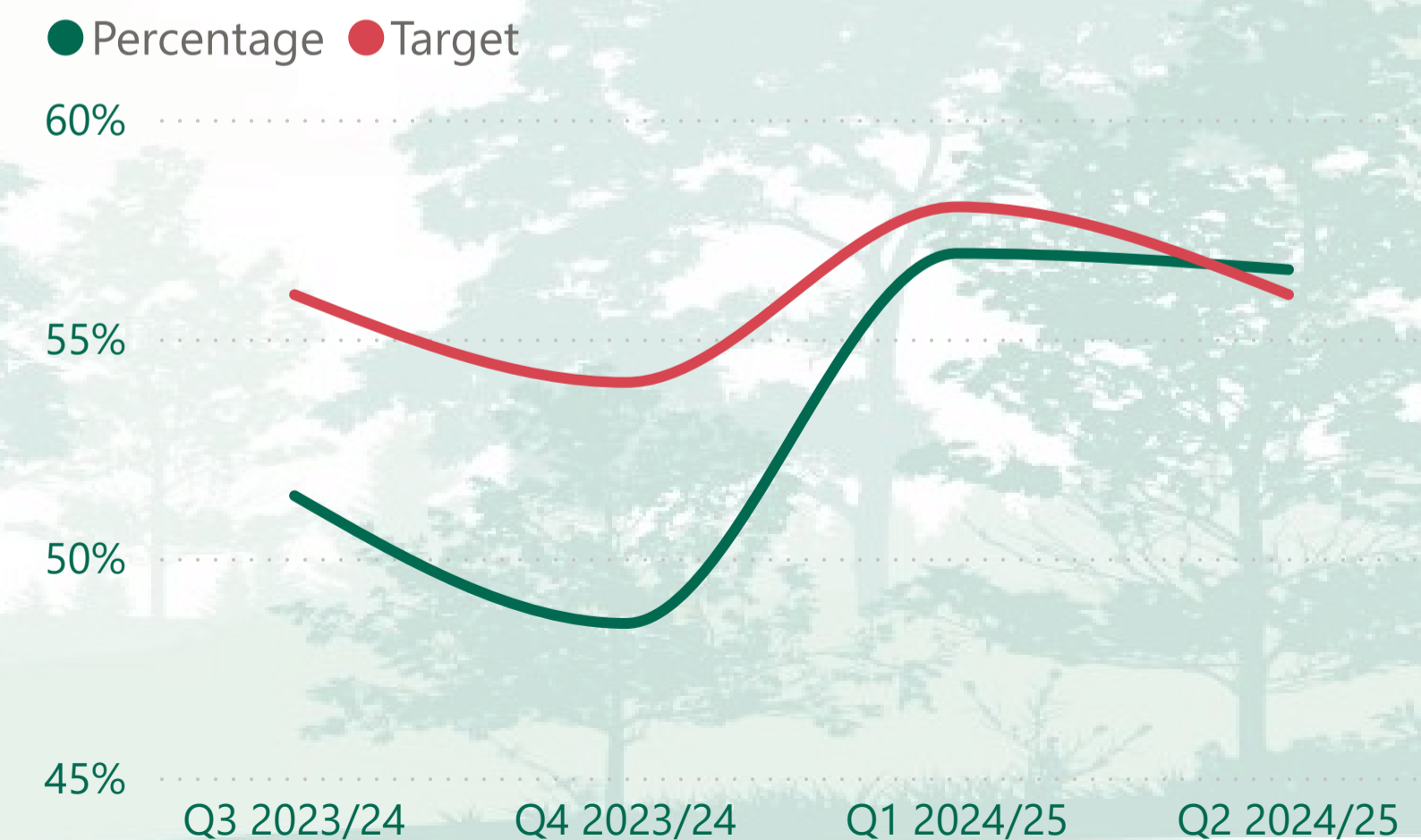
Missed Bins per 100,000 Collections



Residual Household Waste per Household (kg)



% of Household Waste Recycled

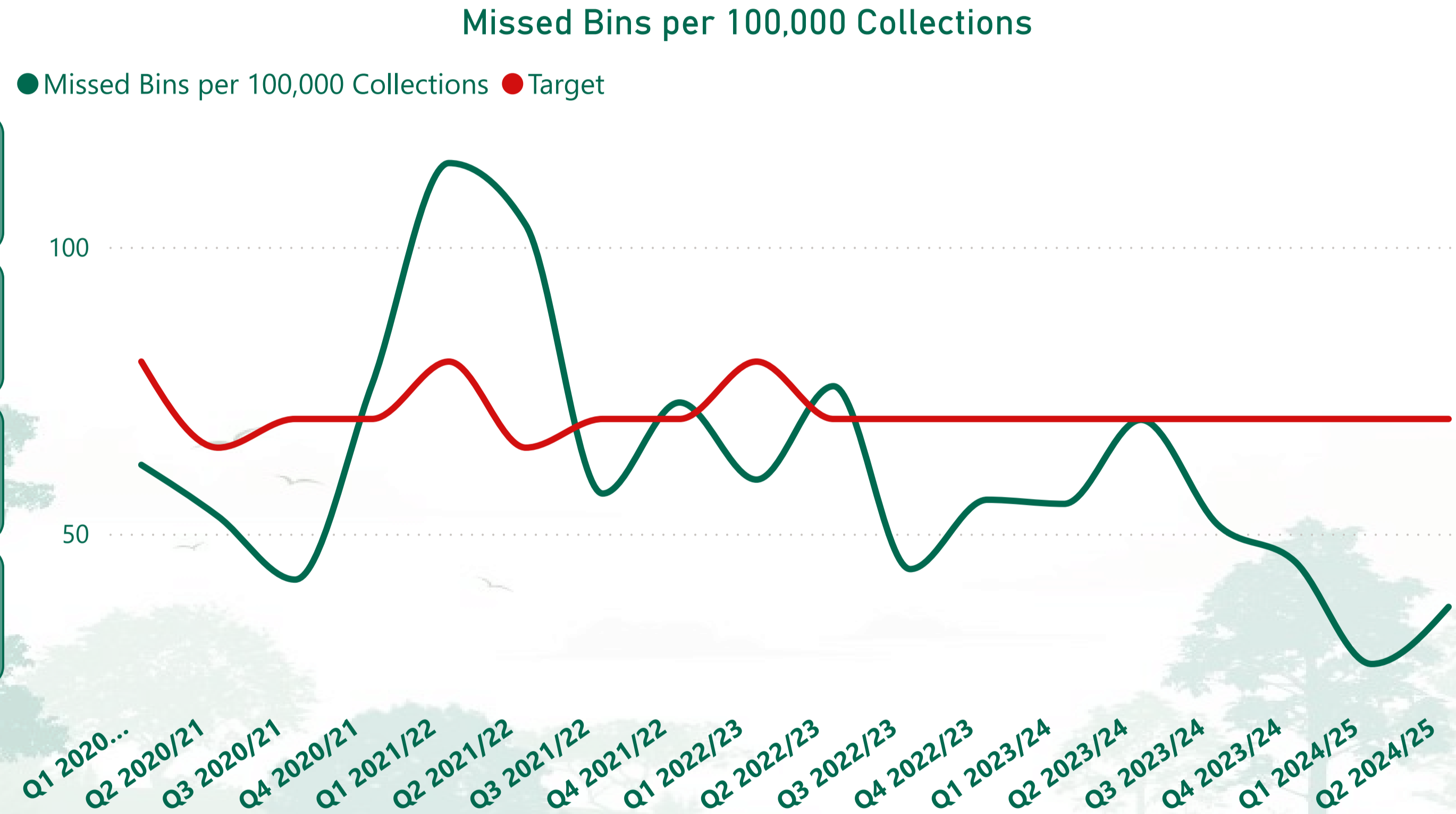


[Click for Detailed Service Performance](#)

[Click for How do we Compare?](#)

Service Performance - Missed Bins per 100,000 Collections

- Missed Bins
- Household Waste (kg)
- Household Waste Recycled
- Fly Tips




Direction of Travel

Against last Quarter



Against Last Year



Q2 2024/25

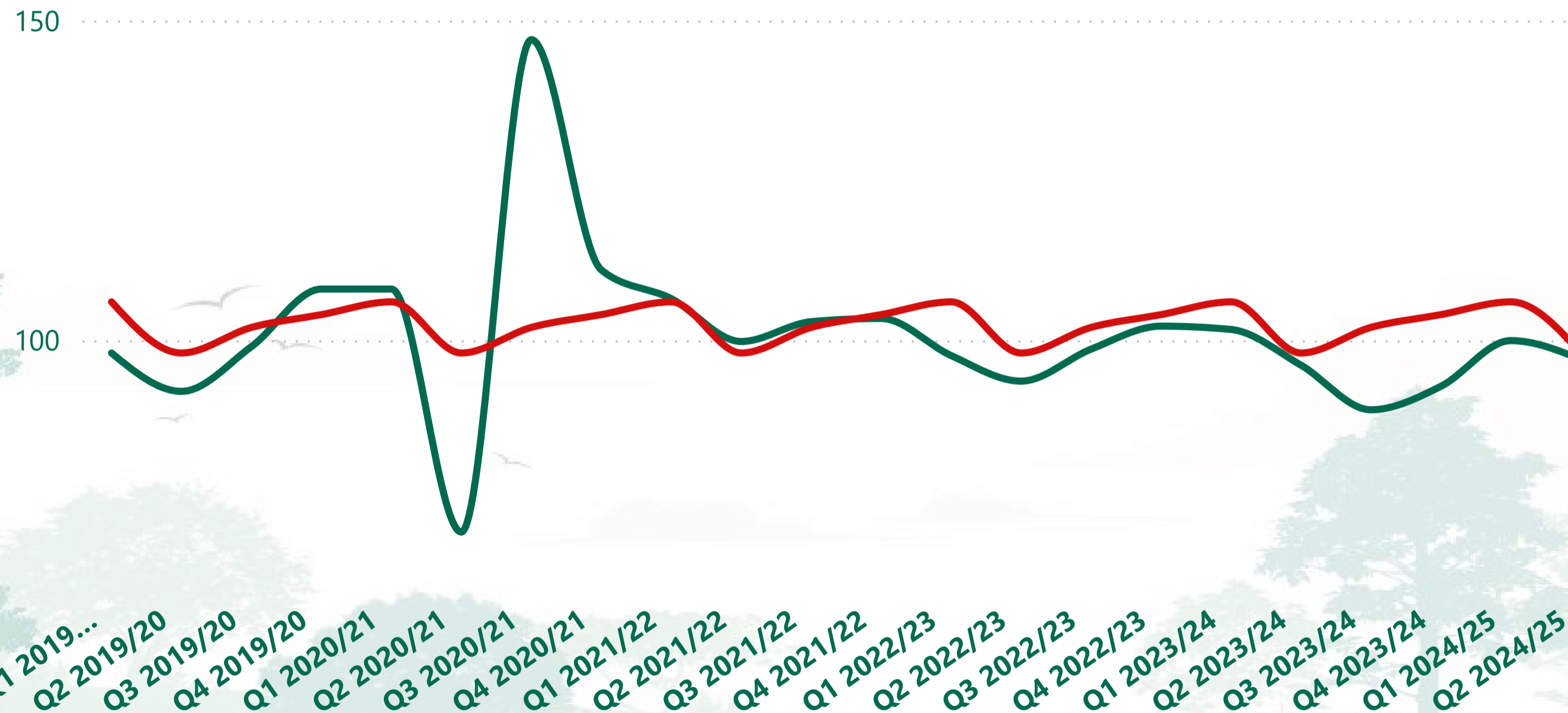
37.25
Missed Bins

70
Target

Service Performance - Household Waste per Household

Residual Household Waste per Household (kg)

● Residual Household Waste per Household (kg) ● Target



Direction of Travel

Against last Quarter



Against Last Year



Q2 2024/25

97.00
Waste (kg)

98
Target

Missed Bins

Household Waste (kg)

Household Waste Recycled

Fly Tips



Forest of Dean
— DISTRICT COUNCIL —



Back to Priority Home



Back to Service Performance

Thriving Communities

Decarbonisation and Nature Recovery

Sustainable Economy

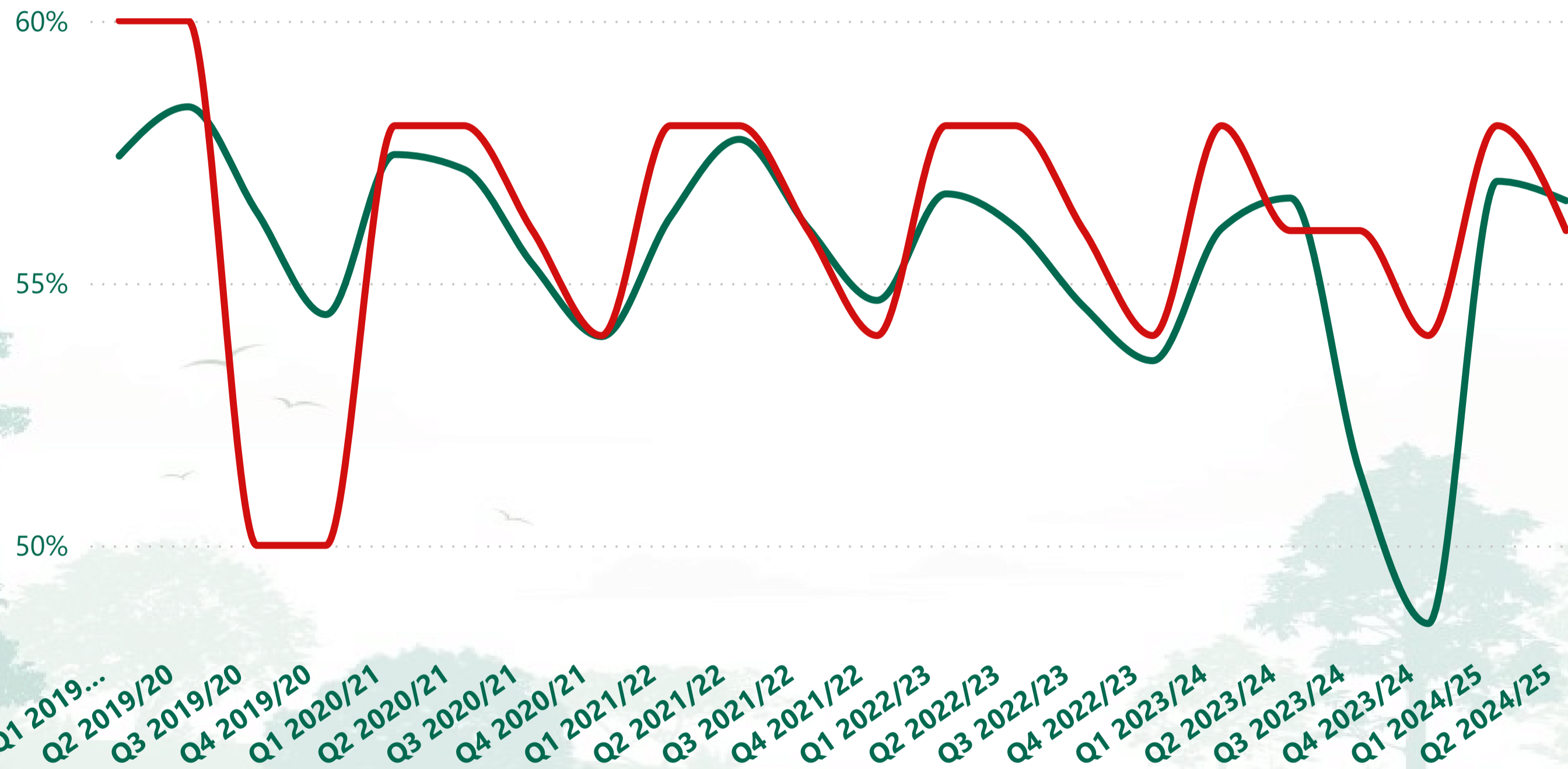
Enterprising and Effective Council

Service Performance - % of Household Waste Recycled

Residual Household Waste per Household (kg)

Direction of Travel

● % Household Waste Recycled ● Target



Against last Quarter



Against Last Year



Q2 2024/25

56.57%
% Recycled

56.00%
Target

Missed Bins

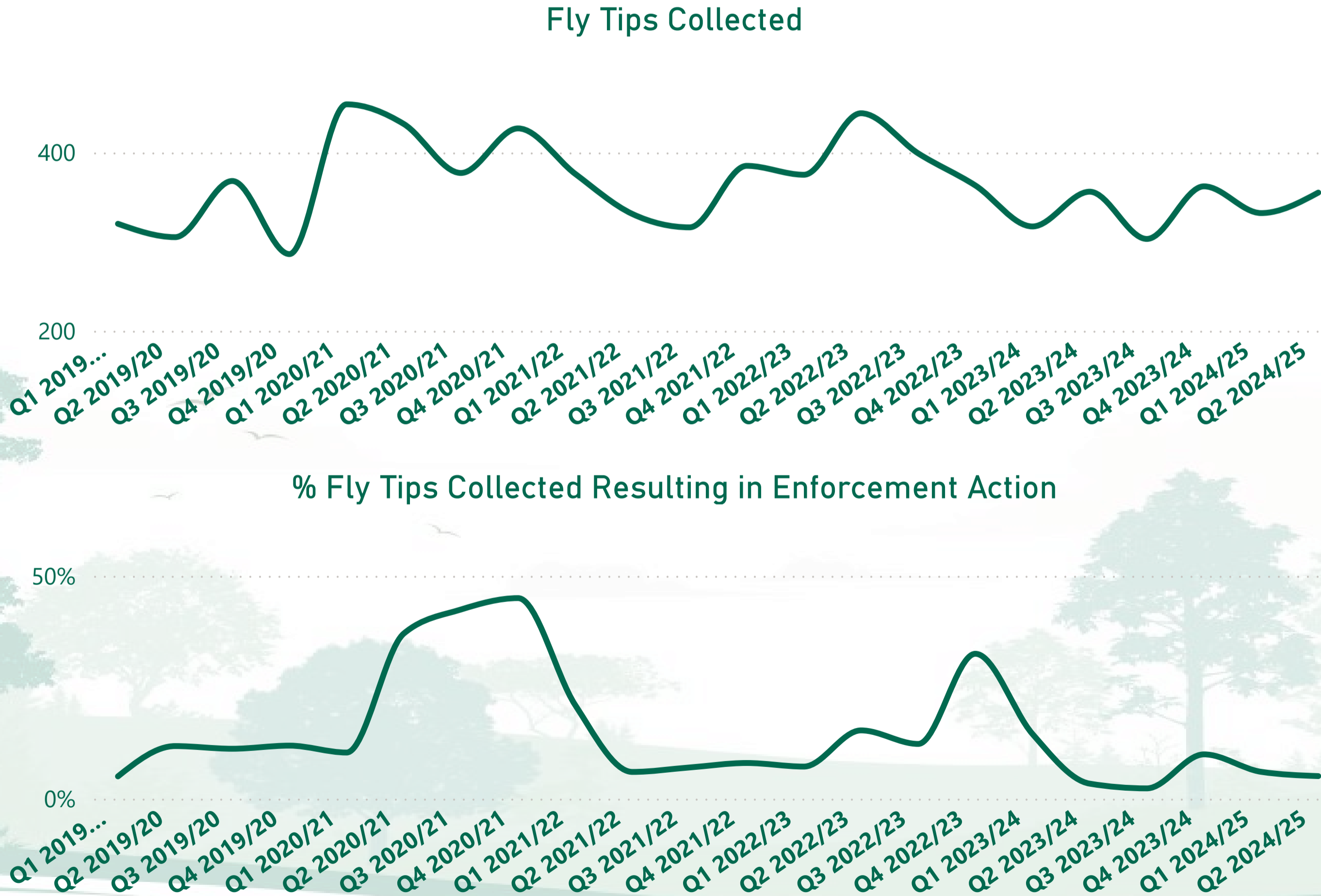
Household Waste (kg)

Household Waste Recycled

Fly Tips

Service Performance - Fly Tips

- Missed Bins
- Household Waste (kg)
- Household Waste Recycled
- Fly Tips




Direction of Travel

Against last Quarter



Against Last Year



Q2 2024/25

355
Fly Tips

5.06%
Enforced



Forest of Dean
— DISTRICT COUNCIL —



Back to Priority Home



Back to Service Performance

Thriving Communities

Decarbonisation and Nature Recovery

Sustainable Economy

Enterprising and Effective Council

Benchmarking - Household Waste (kg)

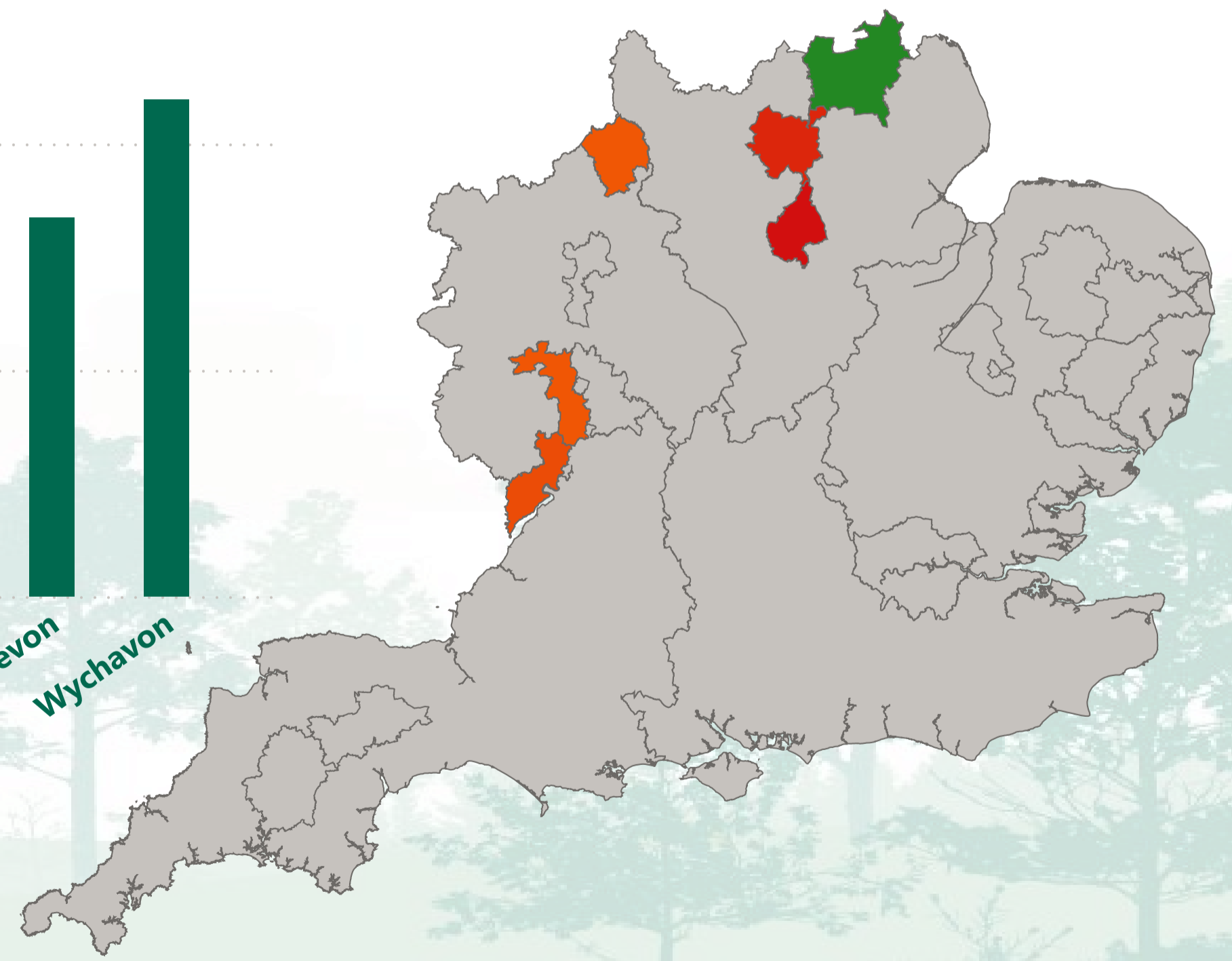
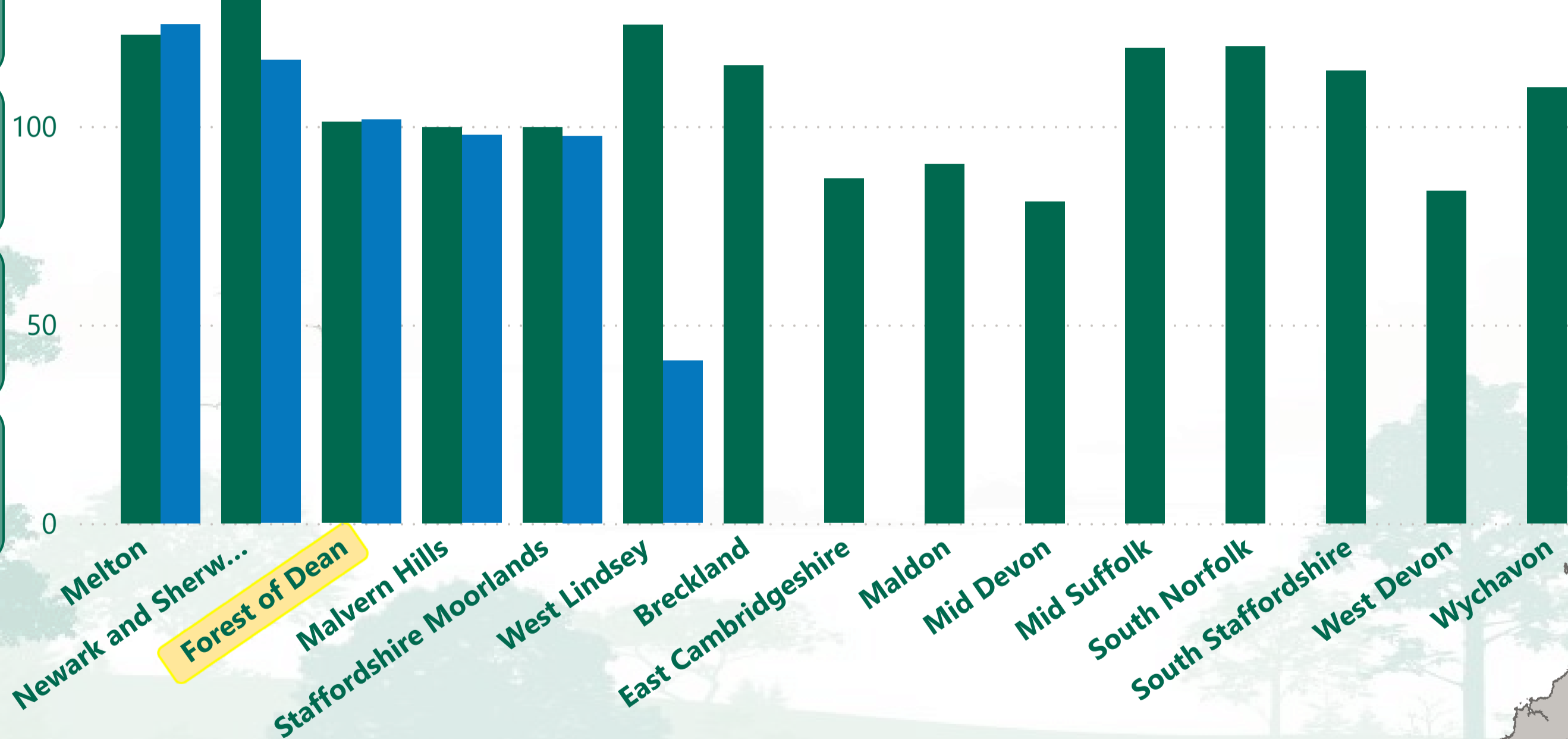
Residual household waste per household (kg/household) – LG Inform. The latest dataset available is April – June '23 (Q1 2023-24)

● Q4 22/23 ● Q1 23/24

Q4 22/23

Q1 23/24

- Household Waste (kg)
- Household Waste Recycled
- Fly Tips
- Fly Tipping Enforcement





Forest of Dean
— DISTRICT COUNCIL —



Back to Priority Home



Back to Service Performance

Thriving Communities

Decarbonisation and Nature Recovery

Sustainable Economy

Enterprising and Effective Council

Benchmarking - % of household waste recycled

Percentage of household waste sent for reuse, recycling or composting – LG Inform. The latest dataset available is April – June '23 (Q1 2023-24)

Q4 22/23

Q1 23/24

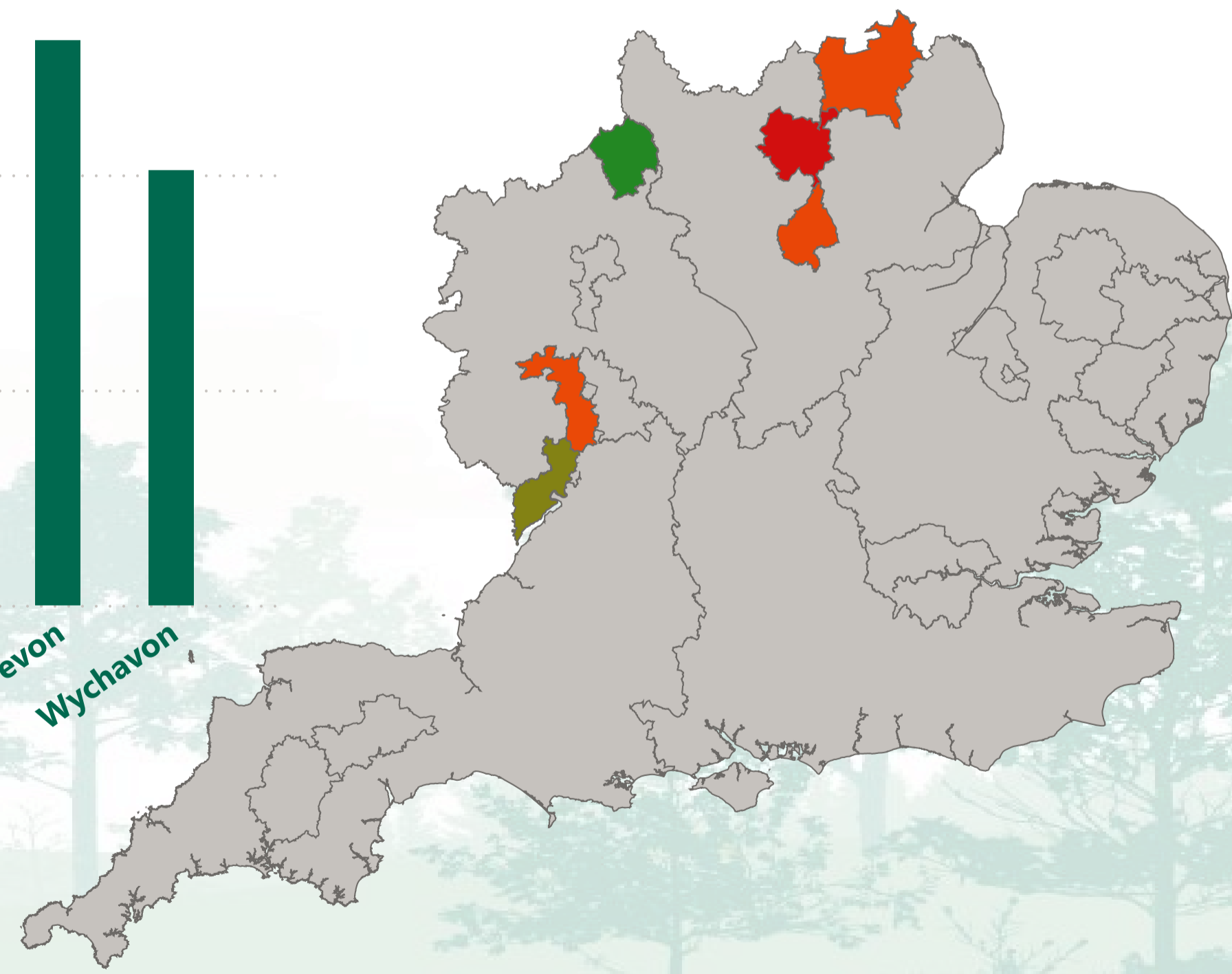
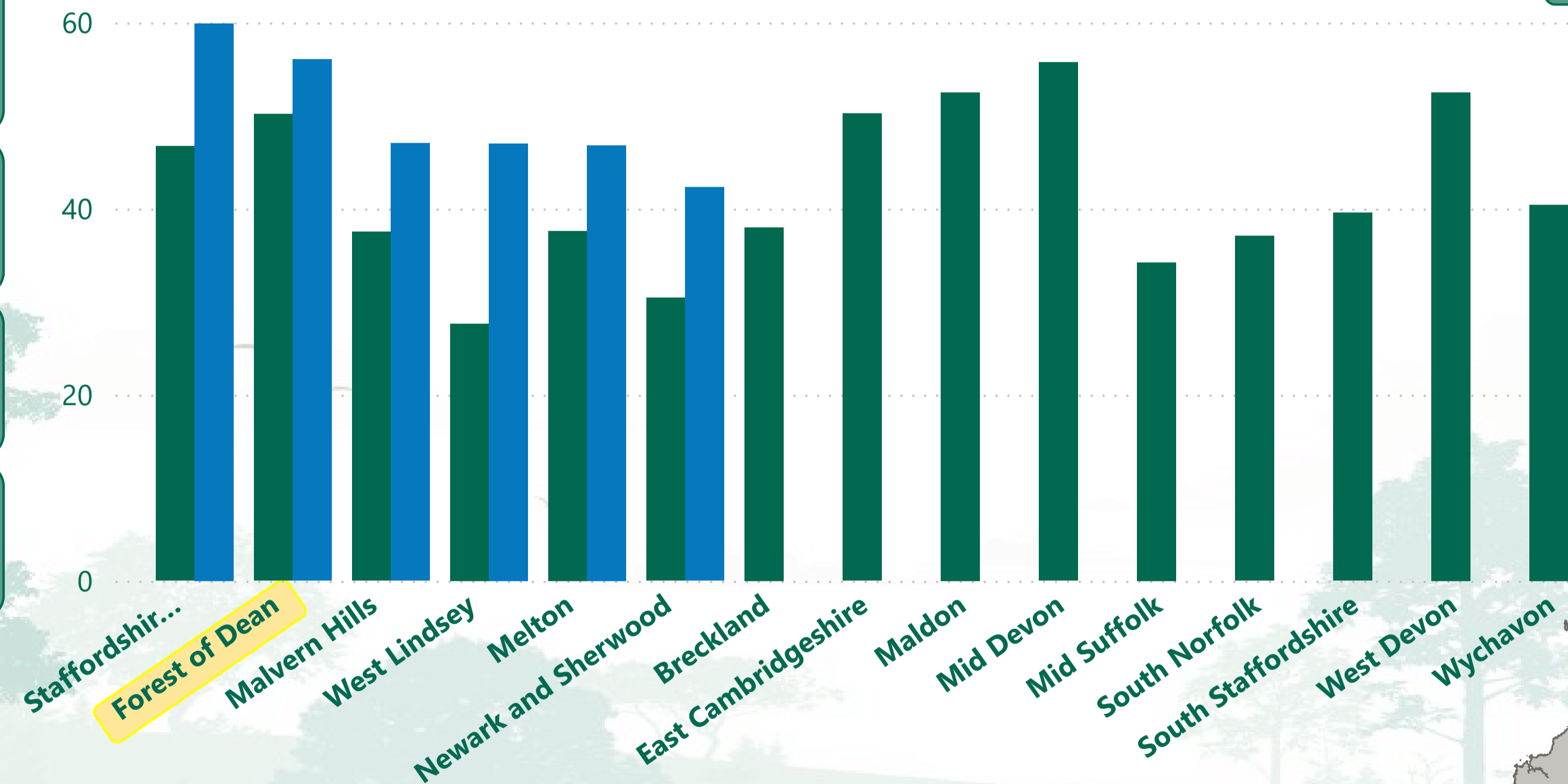
● Q4 22/23 ● Q1 23/24

Household Waste (kg)

Household Waste Recycled

Fly Tips

Fly Tipping Enforcement





Forest of Dean
— DISTRICT COUNCIL —



Back to Priority Home



Back to Service Performance

Thriving Communities

Decarbonisation and Nature Recovery

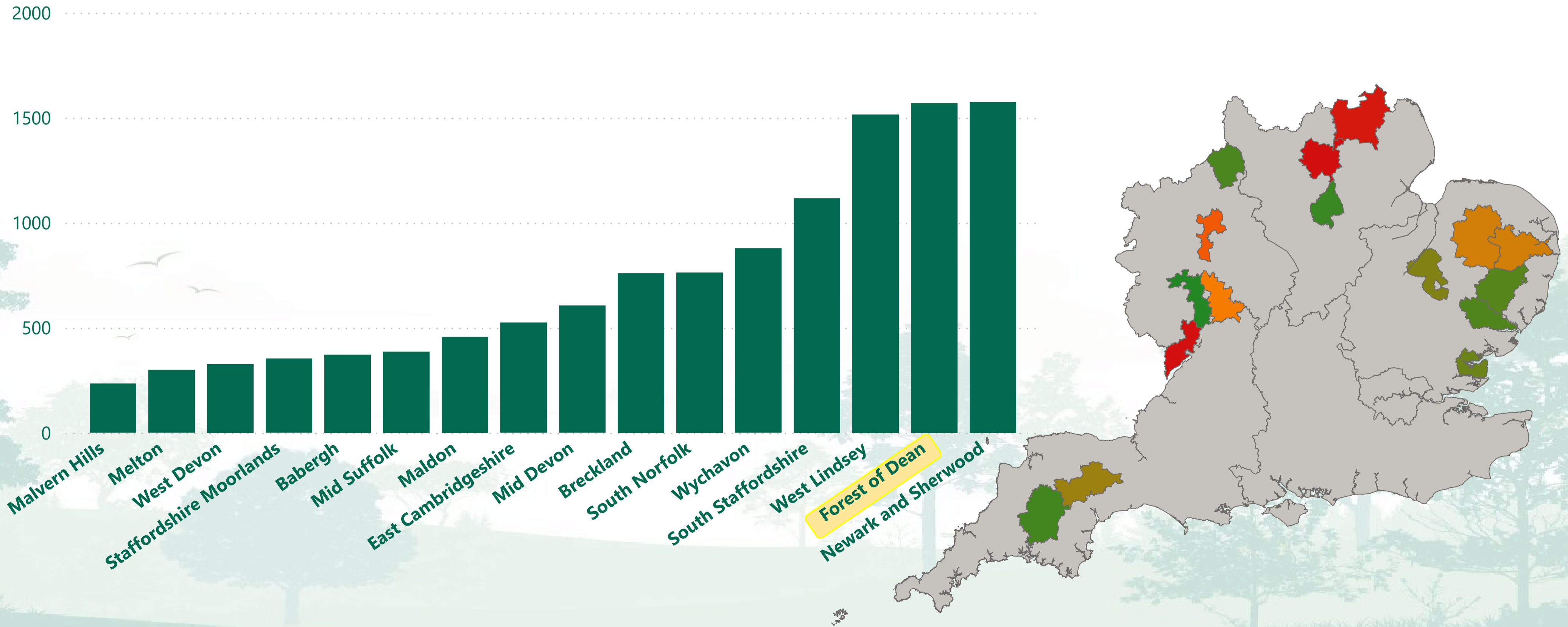
Sustainable Economy

Enterprising and Effective Council

Benchmarking - Fly Tips Reported

Number of Fly Tips reported for year 2022-23 for Local Authorities in England – Gov.uk. The latest dataset available is 2022-23

- Household Waste (kg)
- Household Waste Recycled
- Fly Tips
- Fly Tipping Enforcement





Forest of Dean
— DISTRICT COUNCIL —



Back to Priority Home



Back to Service Performance

Thriving Communities

Decarbonisation and Nature Recovery

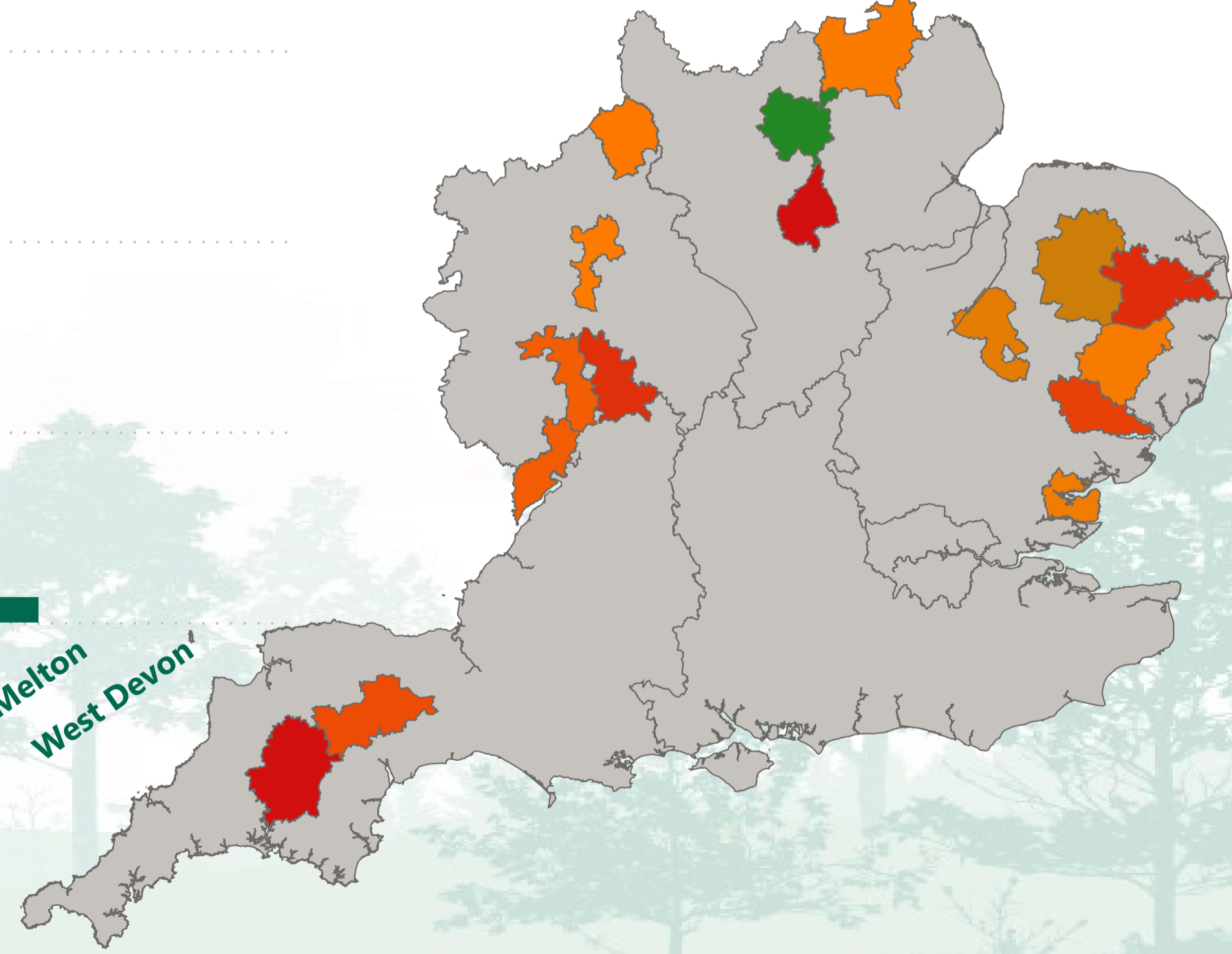
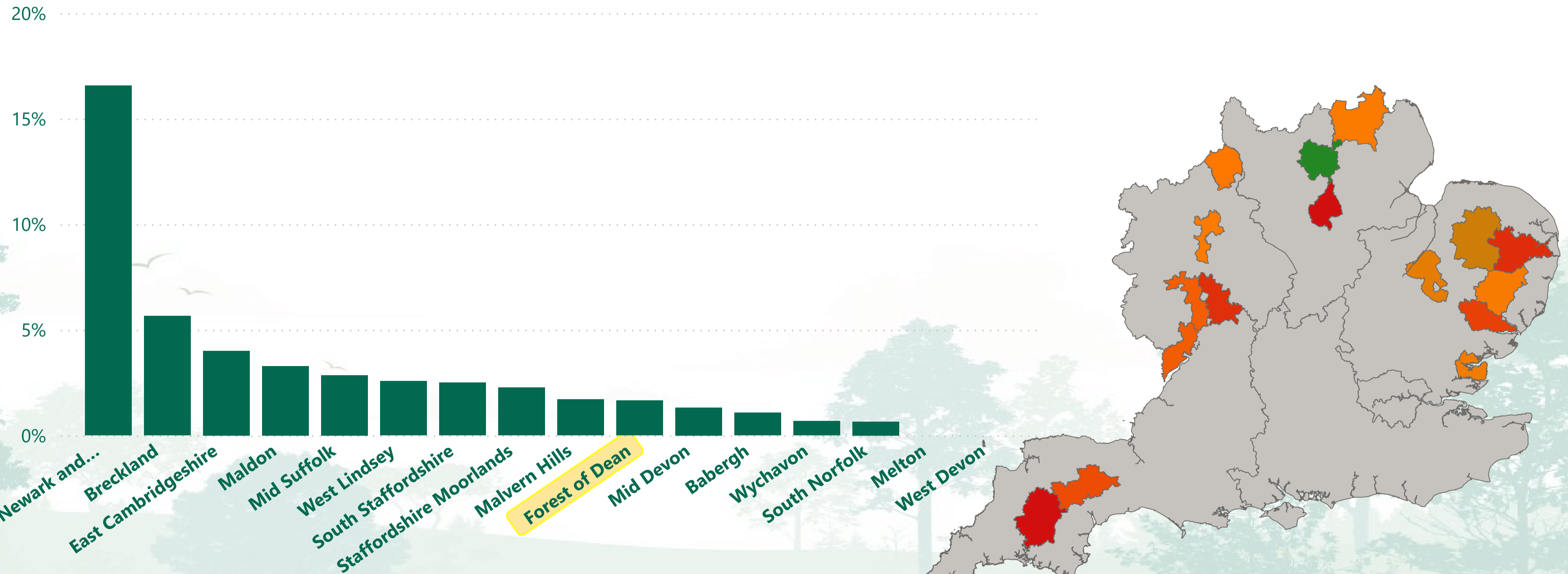
Sustainable Economy

Enterprising and Effective Council

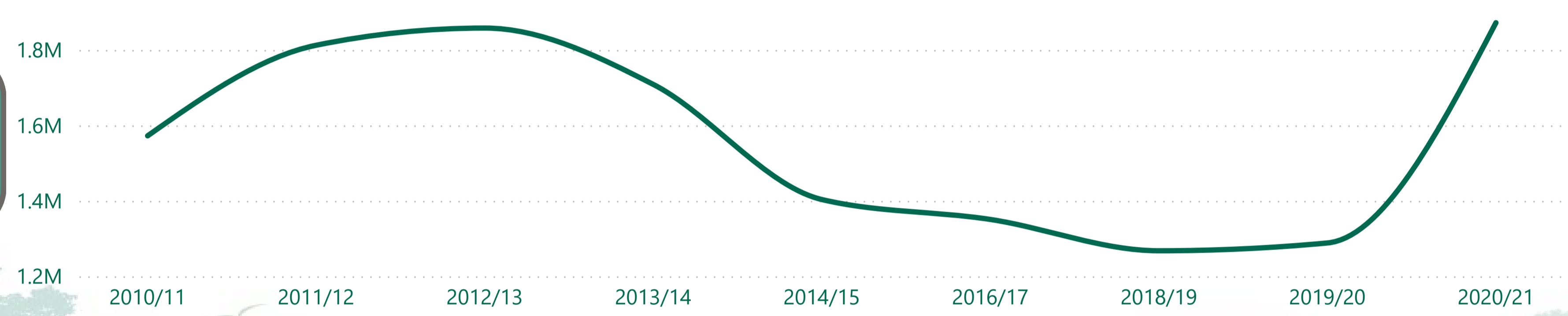
Benchmarking - Fly Tipping Enforcement

Number of Fixed Penalty Notices (FPN) per Fly Tip reported for year 2022-23 for Local Authorities in England – Gov.uk. The latest dataset available is 2022-23

- Household Waste (kg)
- Household Waste Recycled
- Fly Tips
- Fly Tipping Enforcement



Total Greenhouse Gas (GHG) Emissions produced by the Councils Estate and Activities by Year (Kgs CO2e)

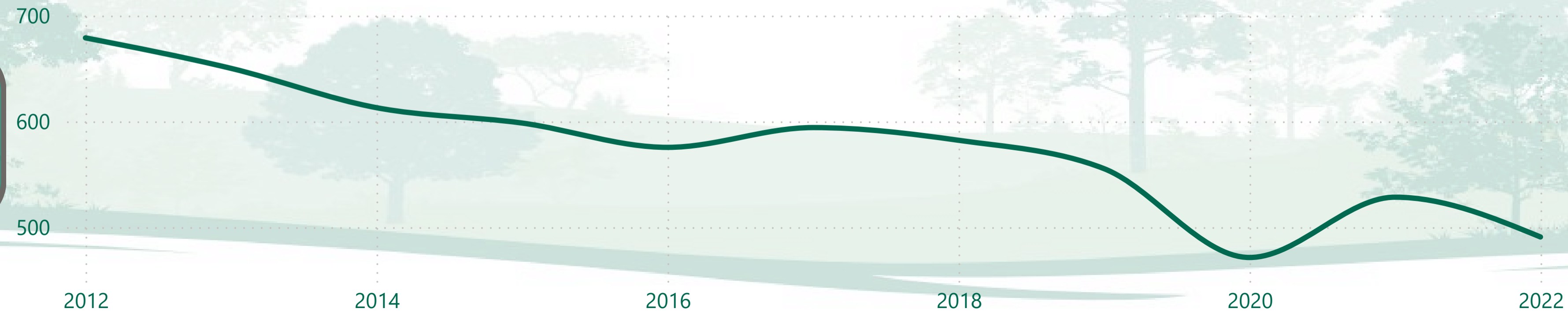


2020/21 Total Council Emissions (Kg)

1.87M

[Click for Detailed Council Climate Data](#)

Total Greenhouse Gas (GHG) Emissions produced by the District by Year (Kt CO2e)



2022 Total District Emissions (Kt)

490.70

[Click for Detailed District Climate Data](#)



Forest of Dean
— DISTRICT COUNCIL —



Back to Priority Home



Back to Climate Overview

Thriving Communities

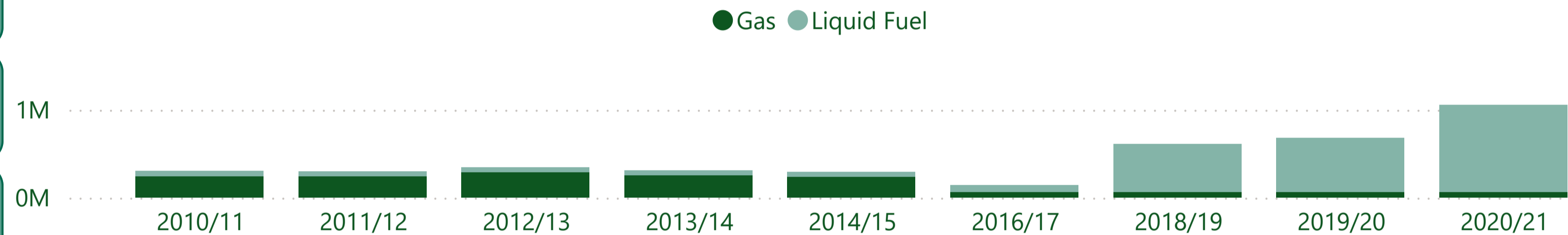
Decarbonisation and Nature Recovery

Sustainable Economy

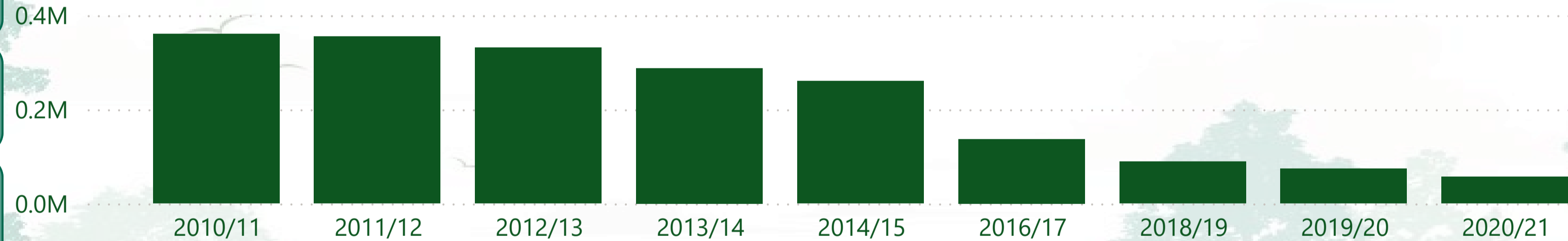
Enterprising and Effective Council

Greenhouse Gas Emissions by Scope

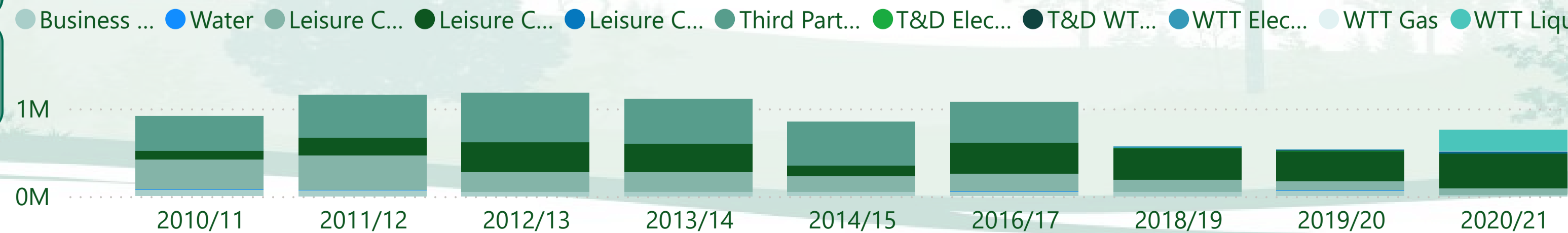
Scope 1 greenhouse (GHG) Emissions by Year (Kgs) - direct GHG emissions that occur from sources that are controlled or owned by the Council



Scope 2 GHG Emissions by Year - Purchased Electricity (Kgs) - indirect GHG emissions associated with the purchase of electricity, steam, heat, or cooling



Scope 3 GHG Emissions by Year (Kgs) - the result of activities from assets not owned or controlled by the reporting Council, but that the Council indirectly affects in its value chain



Definitions:

Well-to-tank (WTT) - Production of fuel used to generate electricity, heat, cooling or steam.

Transportation and distribution (T&D) - Losses from the point of generation to the point of consumption.

Total Emissions

1,057,787.97
 Scope 1
 56,720.63
 Scope 2
 757,448.86
 Scope 3

- Council Emissions
- Council Office Emissions
- Public Convenience Emissions
- Leisure Centre Emissions
- Other Owned Buildings Emissions
- Business Travel Emissions
- Fleet Vehicle Emissions
- Biffa Fleet Vehicle Emissions



Forest of Dean
— DISTRICT COUNCIL —



[Back to Priority Home](#)



[Back to Climate Overview](#)

Thriving Communities

Decarbonisation and Nature Recovery

Sustainable Economy

Enterprising and Effective Council

Council Office CO2 Emissions

Council Emissions

Council Office Emissions

Public Convenience Emissions

Leisure Centre Emissions

Other Owned Buildings Emissions

Business Travel Emissions

Fleet Vehicle Emissions

Biffa Fleet Vehicle Emissions

Council Office CO2 Emissions (kg CO2e) for 2020/21

Type ● Electricity ● Electricity T&D & WTT ● Gas ● Water ● WTT gas



Coleford Offices

Definitions:

Well-to-tank (WTT) - Production of fuel used to generate electricity, heat, cooling or steam.

Transportation and distribution (T&D) - Losses from the point of generation to the point of consumption.

Emissions (kg CO2e)

Electricity
43,138.59

Electricity T&D & WTT
10,174.96

Gas
68,120.53

Water
713.42

WTT gas
8,858.22



Forest of Dean
— DISTRICT COUNCIL —



Back to Priority Home



Back to Climate Overview

Thriving Communities

Decarbonisation and Nature Recovery

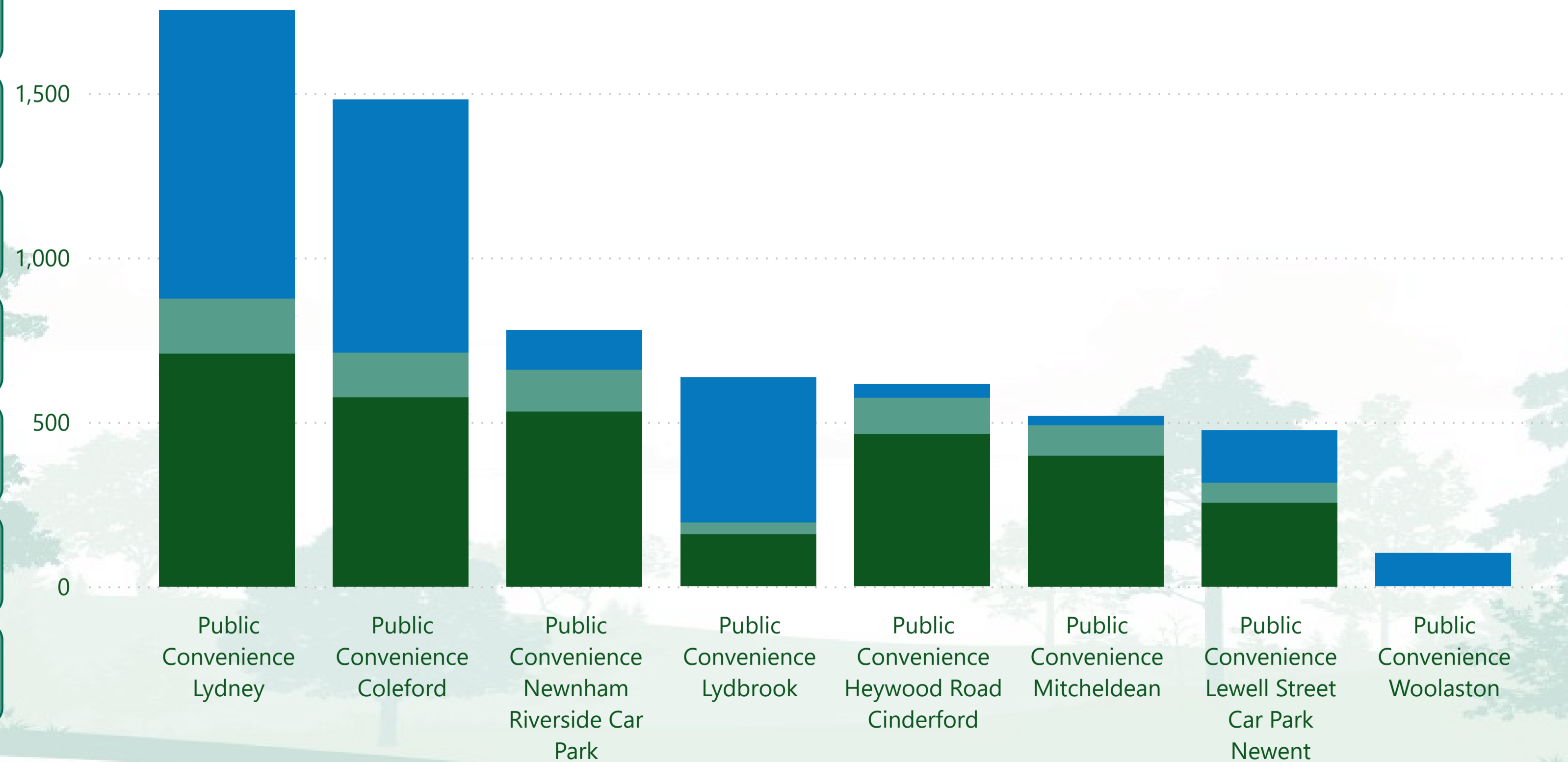
Sustainable Economy

Enterprising and Effective Council

Public Convenience CO2 Emissions

Public Convenience CO2 Emissions (kg CO2e) for 2020/21

Type ● Electricity ● Electricity T&D & WTT ● Water



Definitions:

Well-to-tank (WTT) - Production of fuel used to generate electricity, heat, cooling or steam.

Transportation and distribution (T&D) - Losses from the point of generation to the point of consumption.

Emissions (kg CO2e)

Electricity

3,090.04

Electricity T&D & WTT

728.84

Water

2,536.99

Council Emissions

Council Office Emissions

Public Convenience Emissions

Leisure Centre Emissions

Other Owned Buildings Emissions

Business Travel Emissions

Fleet Vehicle Emissions

Biffa Fleet Vehicle Emissions



Forest of Dean
— DISTRICT COUNCIL —



[Back to Priority Home](#)



[Back to Climate Overview](#)

Thriving Communities

Decarbonisation and Nature Recovery

Sustainable Economy

Enterprising and Effective Council

Leisure Centre CO2 Emissions

Council Emissions

Council Office Emissions

Public Convenience Emissions

Leisure Centre Emissions

Other Owned Buildings Emissions

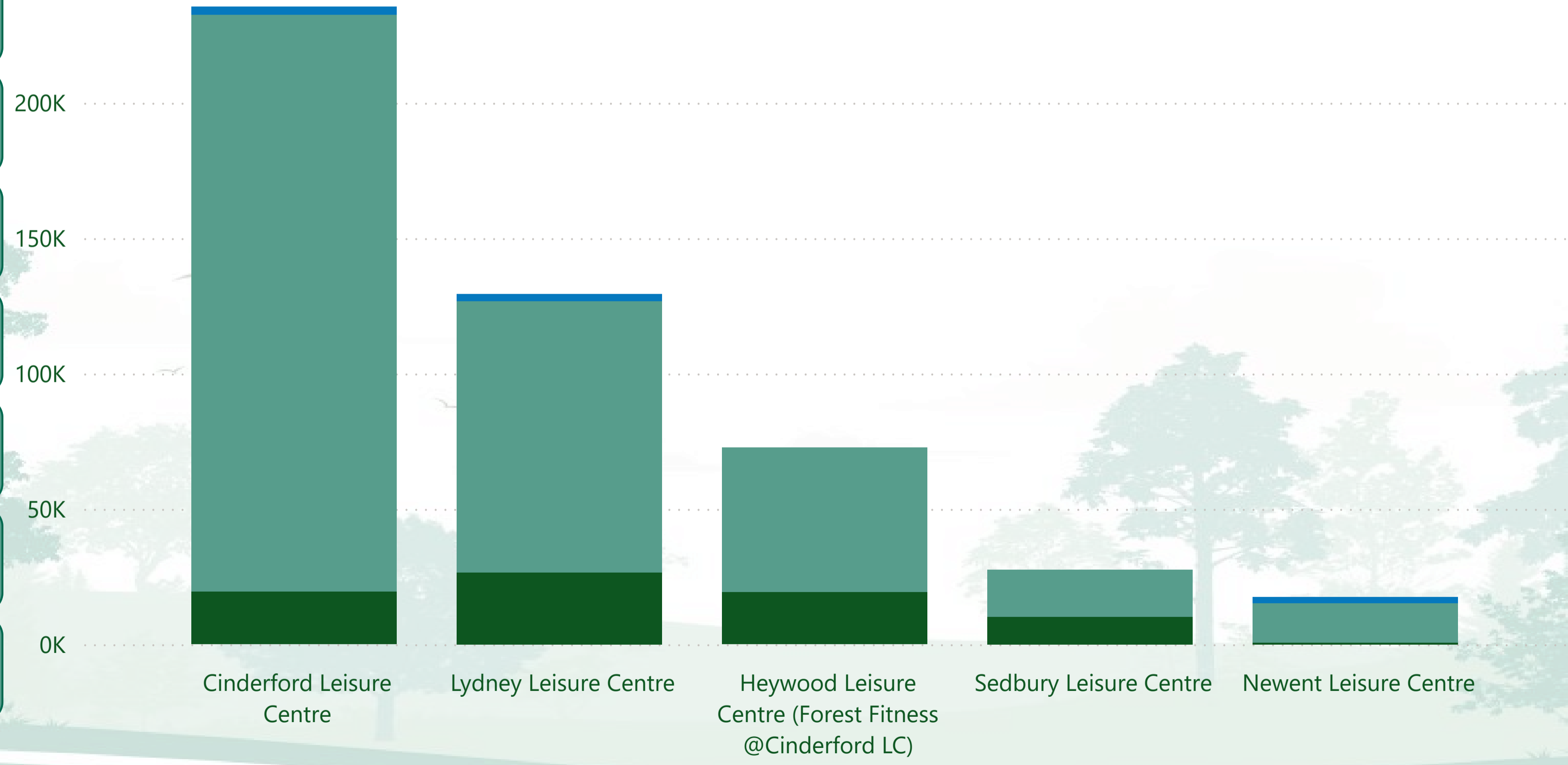
Business Travel Emissions

Fleet Vehicle Emissions

Biffa Fleet Vehicle Emissions

Council Office CO2 Emissions (kg CO2e) for 2020/21

Type ● Electricity ● Gas ● Water



Emissions (kg CO2e)

Electricity
76,027.54

Gas
398,658.91

Water
7,897.20



Forest of Dean
— DISTRICT COUNCIL —



Back to Priority Home



Back to Climate Overview

Thriving Communities

Decarbonisation and Nature Recovery

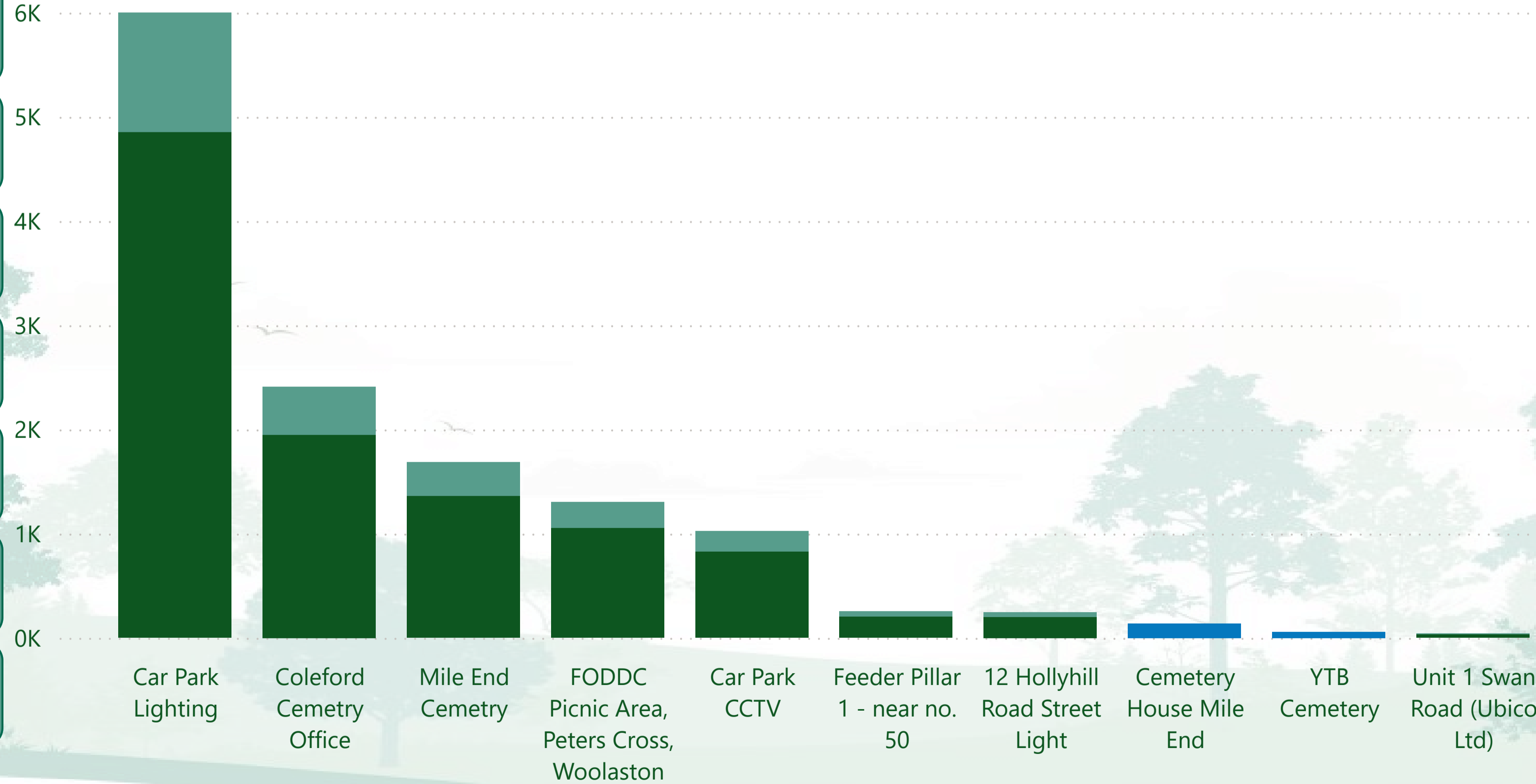
Sustainable Economy

Enterprising and Effective Council

Other Council Owned Buildings CO2 Emissions

Other Council Owned Buildings CO2 Emissions (kg CO2e) for 2020/21

Type ● Electricity ● Electricity T&D & WTT ● Water



Definitions:

Well-to-tank (WTT) - Production of fuel used to generate electricity, heat, cooling or steam.

Transportation and distribution (T&D) - Losses from the point of generation to the point of consumption.

Emissions (kg CO2e)

Electricity
10,492.00

Electricity T&D & WTT
2,474.71

Water
196.19

Council Emissions

Council Office Emissions

Public Convenience Emissions

Leisure Centre Emissions

Other Owned Buildings Emissions

Business Travel Emissions

Fleet Vehicle Emissions

Biffa Fleet Vehicle Emissions



Forest of Dean
— DISTRICT COUNCIL —



[Back to Priority Home](#)



[Back to Climate Overview](#)

Thriving Communities

Decarbonisation and Nature Recovery

Sustainable Economy

Enterprising and Effective Council

Business Travel CO2 Emissions

Council Emissions

Council Office Emissions

Public Convenience Emissions

Leisure Centre Emissions

Other Owned Buildings Emissions


Business Travel Emissions

Fleet Vehicle Emissions

Biffa Fleet Vehicle Emissions

Business Travel CO2 Emissions (kg CO2e) for 2020/21

Type ● Bus ● Diesel ● Petrol ● Rail ● Taxi ● Unknown



Emissions (kg CO2e)
Councillor business travel
377.19
Staff business travel
11,611.08



Forest of Dean
— DISTRICT COUNCIL —



[Back to Priority Home](#)



[Back to Climate Overview](#)

Thriving Communities

Decarbonisation and Nature Recovery

Sustainable Economy

Enterprising and Effective Council


Fleet Vehicle CO2 Emissions

Fleet Vehicle CO2 Emissions (kg CO2e) for 2020/21

- Council Emissions
- Council Office Emissions
- Public Convenience Emissions
- Leisure Centre Emissions
- Other Owned Buildings Emissions
- Business Travel Emissions
- Fleet Vehicle Emissions
- Biffa Fleet Vehicle Emissions

Type ● Diesel ● Petrol

50K
40K
30K
20K
10K
0K



Emissions (kg CO2e)

Diesel
47,518.63

Petrol
354.46



Forest of Dean
— DISTRICT COUNCIL —



[Back to Priority Home](#)



[Back to Climate Overview](#)

Thriving
Communities

Decarbonisation and
Nature Recovery

Sustainable
Economy

Enterprising and
Effective Council

Biffa Fleet Vehicle CO2 Emissions

Biffa Fleet Vehicle CO2 Emissions (kg CO2e) for 2020/21

- Council Emissions
- Council Office Emissions
- Public Convenience Emissions
- Leisure Centre Emissions
- Other Owned Buildings Emissions
- Business Travel Emissions
- Fleet Vehicle Emissions
- Biffa Fleet Vehicle Emissions

Type ● Diesel

1.2M

1.0M


0.8M

0.6M

0.4M

0.2M

0.0M



Emissions (kg CO2e)
Diesel
1,178,517.61

Waste Fleet



Forest of Dean
— DISTRICT COUNCIL —



[Back to Priority Home](#)



[Back to Climate Overview](#)

Thriving Communities

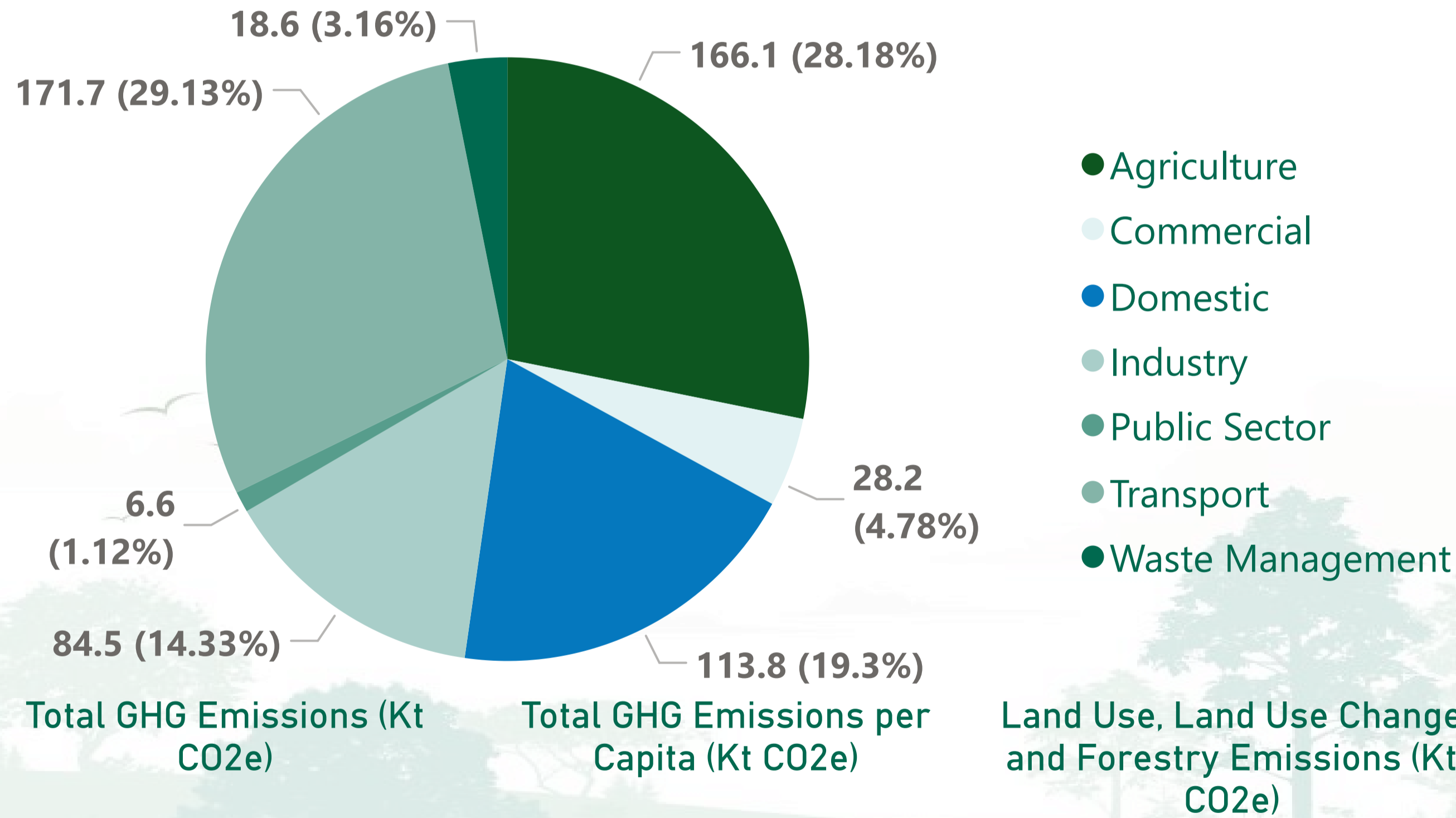
Decarbonisation and Nature Recovery

Sustainable Economy

Enterprising and Effective Council

Total Greenhouse Gas Emissions

Total Greenhouse Emissions (Kt CO2e) by Sector



490.70

5.60

-98.70

2012

2013

2014

2015

2016

2017

2018

2019

2020

2021

2022

Total Greenhouse gas emissions estimates for the District - This is the greenhouse gas emissions estimate in kilotonnes of carbon dioxide equivalent (kt CO2e) emissions for all sectors in the District. This is the grand total of **industry, commercial, public sector, domestic, transport, land use, land use change and forestry (LULUCF), agriculture, and waste management.** For LULUCF it captures the greenhouse gas emissions estimate in kilotonnes of carbon dioxide equivalent (KtCO2e) emissions for land use, land use change and forestry (including removals of CO2 from the atmosphere, so that net emissions from this sector can sometimes be negative). This includes net emissions from forest land, cropland, grassland, wetlands, settlements, and harvested wood products.

[Click for How do we Compare?](#)

- Total Emissions
- Total Emissions per Capita
- Agricultural Emissions
- Commercial Emissions
- Domestic Emissions
- Industrial Emissions
- Land use, land use change and forestry Emissions
- Public Sector Emissions
- Transport Emissions
- Waste Management Emissions
- Home Charging Scheme
- Workplace Charging Scheme



Forest of Dean
— DISTRICT COUNCIL —



[Back to Priority Home](#)



[Back to Climate Overview](#)

[Thriving Communities](#)

[Decarbonisation and Nature Recovery](#)

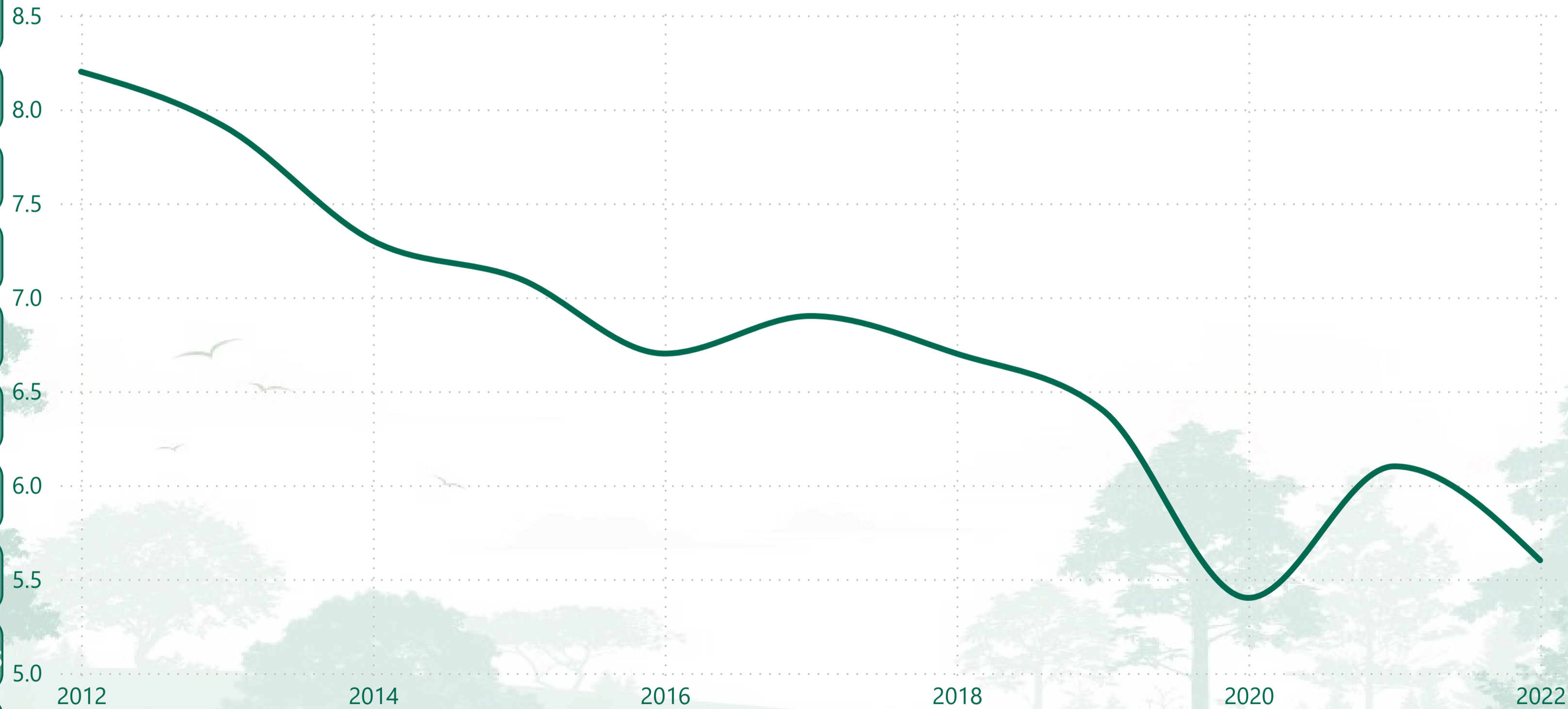
[Sustainable Economy](#)

[Enterprising and Effective Council](#)

Total Greenhouse Gas Emissions per Capita

- Total Emissions
- Total Emissions per Capita
- Agricultural Emissions
- Commercial Emissions
- Domestic Emissions
- Industrial Emissions
- Land use, land use change and forestry Emissions
- Public Sector Emissions
- Transport Emissions
- Waste Management Emissions
- Home Charging Scheme
- Workplace Charging Scheme

Total Greenhouse Emissions per Capita (t CO2e) Over Time



Total Greenhouse gas emissions per Capita estimates for the District - This is the greenhouse gas emissions estimate in tonnes of carbon dioxide equivalent (tCO2e) emissions per head of population for all sectors in an area. This is the grand total of industry, commercial, public sector, domestic, transport, land use, land use change and forestry (LULUCF), agriculture, and waste management.

[Click for How do we Compare?](#)



Forest of Dean
— DISTRICT COUNCIL —



[Back to Priority Home](#)



[Back to Climate Overview](#)

Thriving Communities

Decarbonisation and Nature Recovery

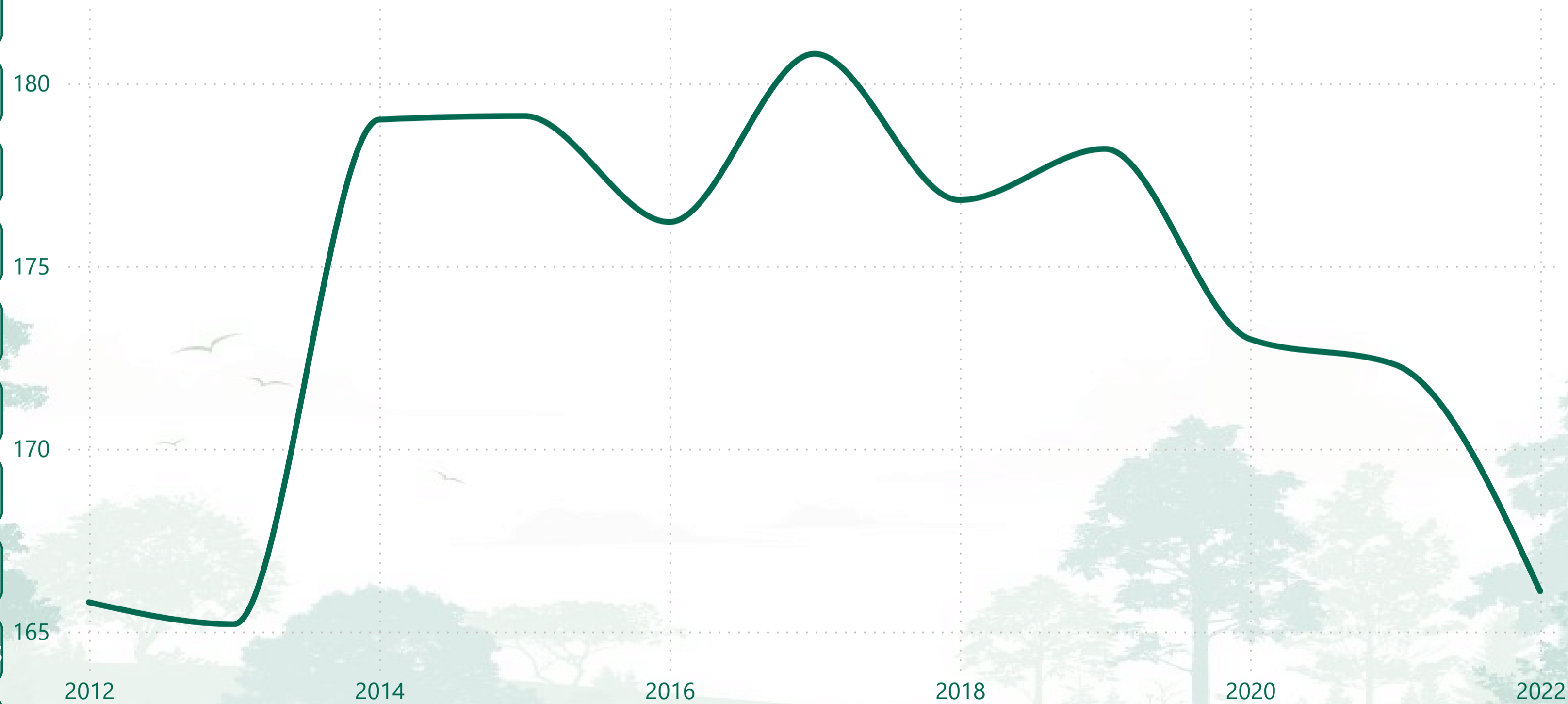
Sustainable Economy

Enterprising and Effective Council

Agricultural Greenhouse Gas Emissions

- Total Emissions
- Total Emissions per Capita
- Agricultural Emissions**
- Commercial Emissions
- Domestic Emissions
- Industrial Emissions
- Land use, land use change and forestry Emissions
- Public Sector Emissions
- Transport Emissions
- Waste Management Emissions
- Home Charging Scheme
- Workplace Charging Scheme

Agricultural Greenhouse Emissions (Kt CO2e) Over Time



Agricultural Greenhouse gas emissions estimates for the District - This is the greenhouse gas emissions estimate in kilotonnes of carbon dioxide equivalent (kt CO2e) emissions for the agriculture sector. Includes emissions of greenhouse gases from livestock, agricultural soils (excluding carbon stock changes which are included in the land use, land use change and forestry (LULUCF) sector) and agricultural machinery.

[Click for How do we Compare?](#)



Forest of Dean
— DISTRICT COUNCIL —



[Back to Priority Home](#)



[Back to Climate Overview](#)

Thriving
Communities

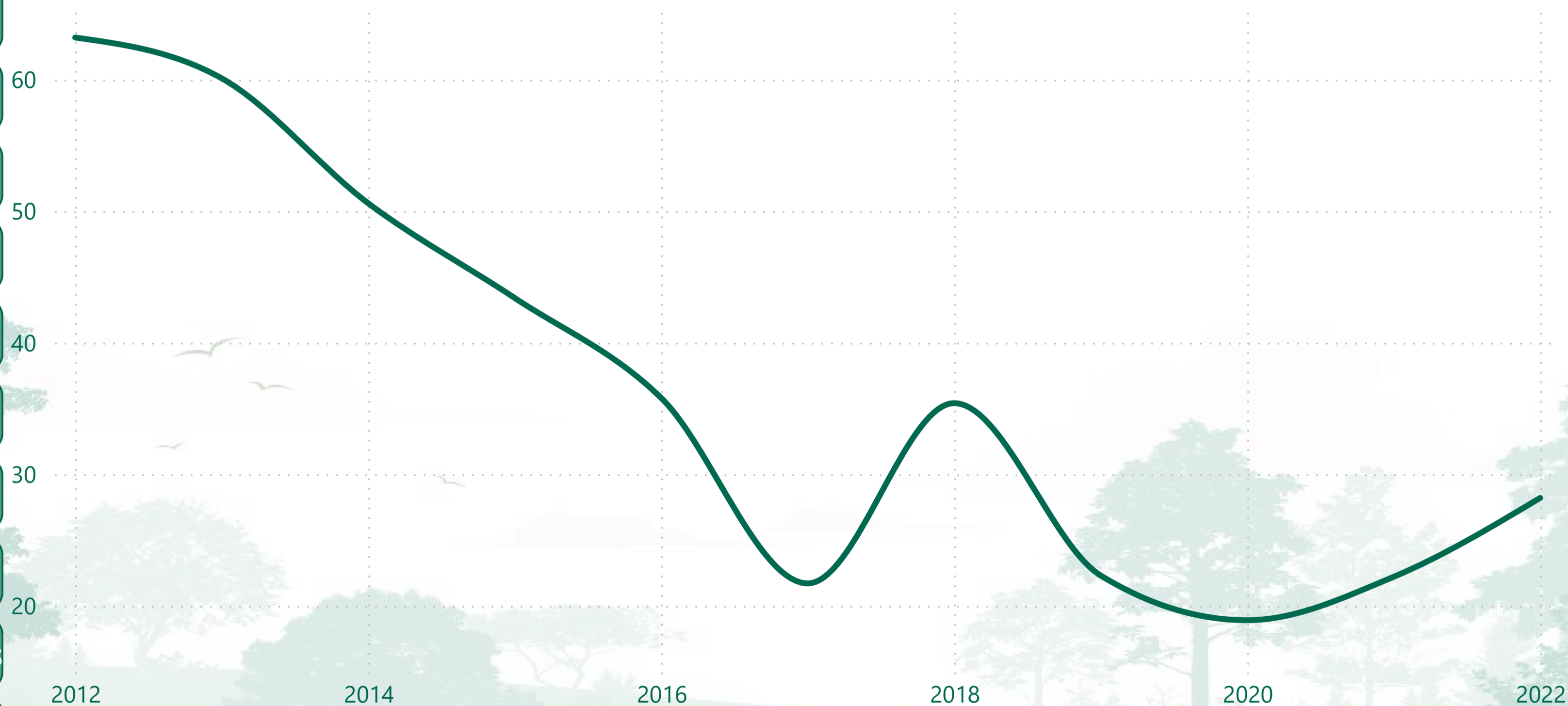
Decarbonisation and
Nature Recovery

Sustainable
Economy

Enterprising and
Effective Council

Commercial Greenhouse Gas Emissions

Commercial Greenhouse Emissions (Kt CO2e) Over Time



Commercial Greenhouse gas emissions estimates for the District - This is the greenhouse gas emissions estimate in kilotonnes of carbon dioxide equivalent (kt CO2e) emissions for the commercial sector, including from electricity generation and other energy production activities. This sector's emissions are dominated electricity consumption.

[Click for How do we Compare?](#)

Total Emissions

Total Emissions per Capita

Agricultural Emissions

Commercial Emissions

Domestic Emissions

Industrial Emissions

Land use, land use change and forestry Emissions

Public Sector Emissions

Transport Emissions

Waste Management Emissions

Home Charging Scheme

Workplace Charging Scheme



Forest of Dean
— DISTRICT COUNCIL —



[Back to Priority Home](#)



[Back to Climate Overview](#)

Thriving Communities

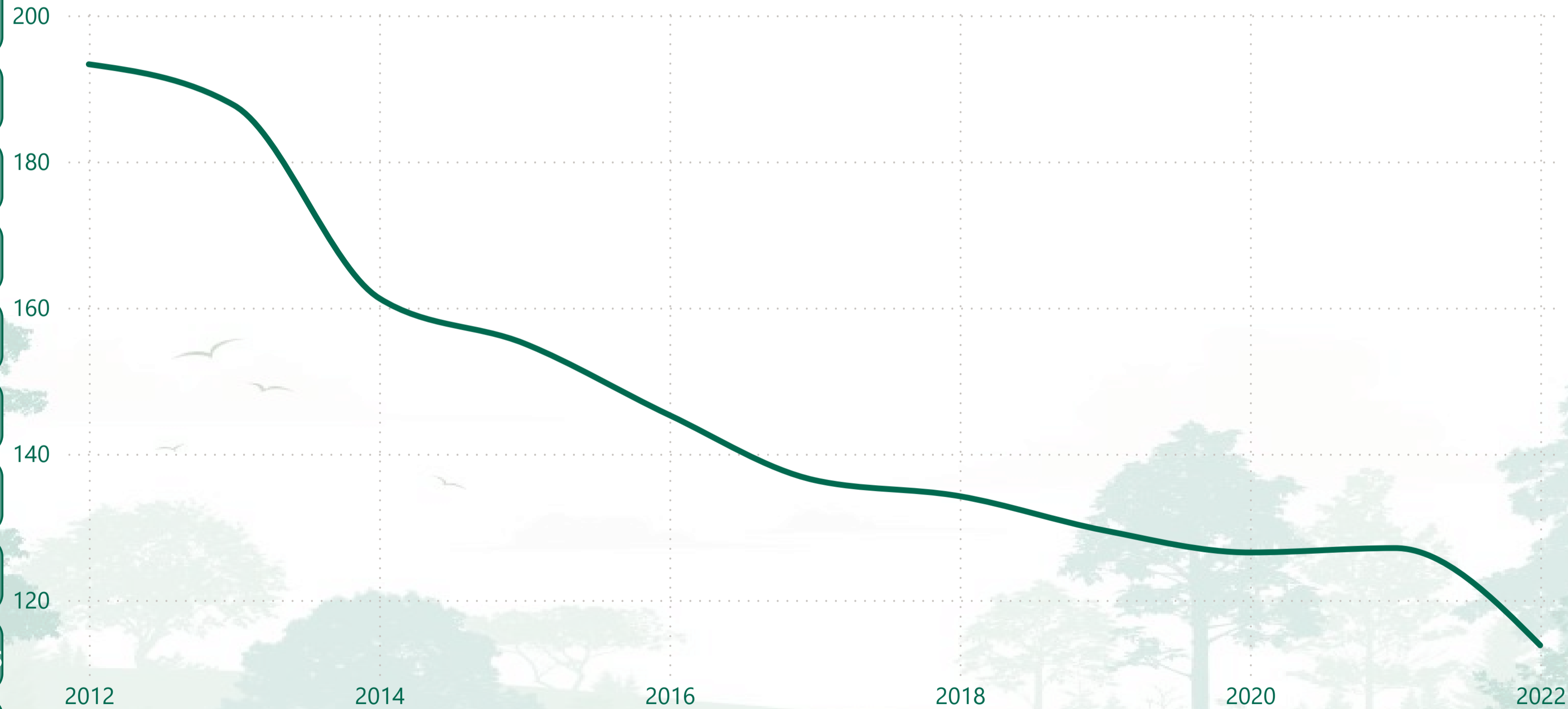
Decarbonisation and Nature Recovery

Sustainable Economy

Enterprising and Effective Council

Domestic Greenhouse Gas Emissions

Domestic Greenhouse Emissions (Kt CO2e) Over Time



Domestic Greenhouse gas emissions estimates for the District - This is the greenhouse gas emissions estimate in kilotonnes of carbon dioxide equivalent (kt CO2e) emissions for households. Domestic emissions represent emissions from energy consumption in and around the home, including emissions attributable to the use of electricity, but not activities by private individuals elsewhere, such as personal travel.

[Click for How do we Compare?](#)

Total Emissions

Total Emissions per Capita

Agricultural Emissions

Commercial Emissions

Domestic Emissions

Industrial Emissions

Land use, land use change and forestry Emissions

Public Sector Emissions

Transport Emissions

Waste Management Emissions

Home Charging Scheme

Workplace Charging Scheme



Forest of Dean
— DISTRICT COUNCIL —



[Back to Priority Home](#)



[Back to Climate Overview](#)

[Thriving Communities](#)

[Decarbonisation and Nature Recovery](#)

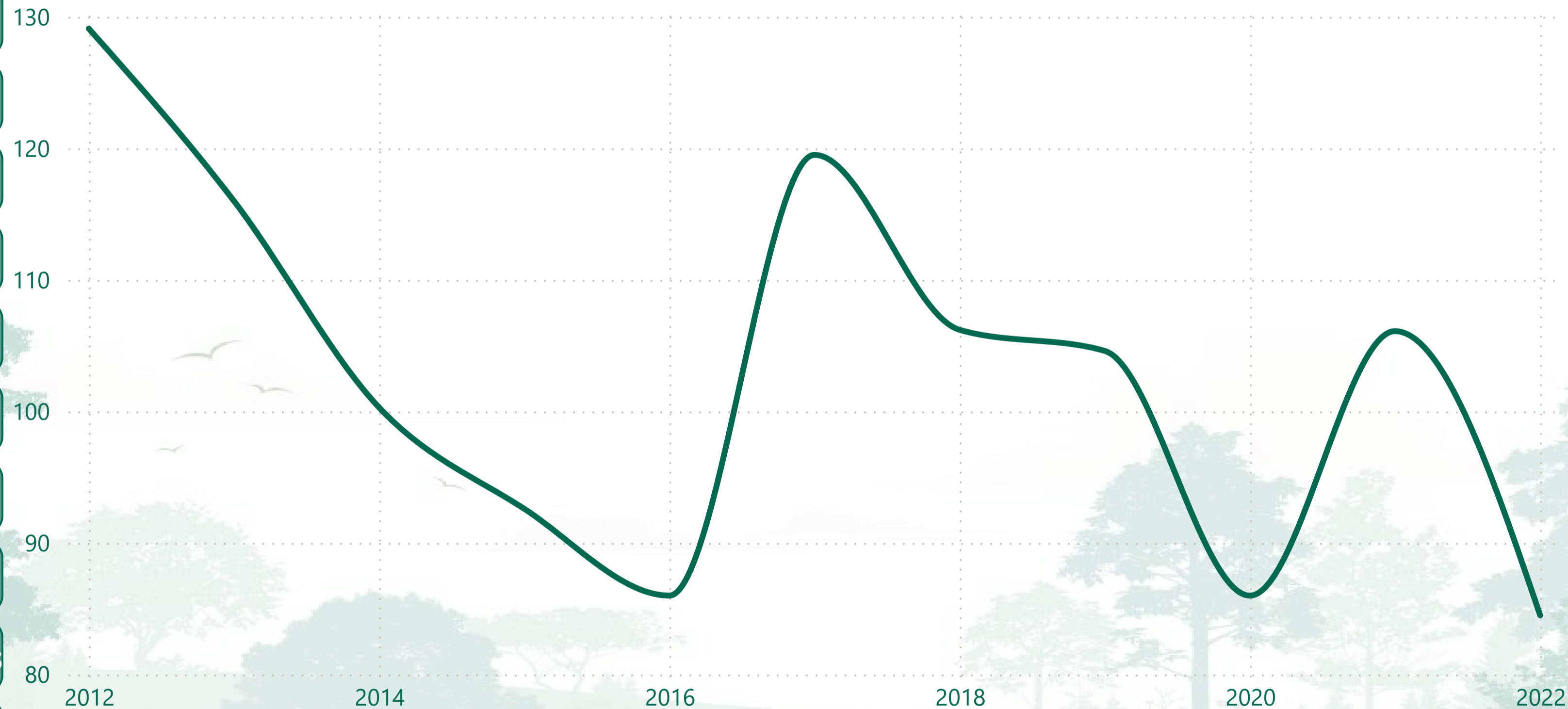
[Sustainable Economy](#)

[Enterprising and Effective Council](#)

Industrial Greenhouse Gas Emissions

- Total Emissions
- Total Emissions per Capita
- Agricultural Emissions
- Commercial Emissions
- Domestic Emissions
- Industrial Emissions**
- Land use, land use change and forestry Emissions
- Public Sector Emissions
- Transport Emissions
- Waste Management Emissions
- Home Charging Scheme
- Workplace Charging Scheme

Industrial Greenhouse Emissions (Kt CO2e) Over Time



Industrial Greenhouse gas emissions estimates for the District - This is the greenhouse gas emissions estimate in kilotonnes of carbon dioxide equivalent (kt CO2e) emissions for the industrial sector, including from electricity generation and other energy production activities. This sector's emissions are dominated electricity consumption.

[Click for How do we Compare?](#)



Forest of Dean
— DISTRICT COUNCIL —



[Back to Priority Home](#)



[Back to Climate Overview](#)

Thriving Communities

Decarbonisation and Nature Recovery

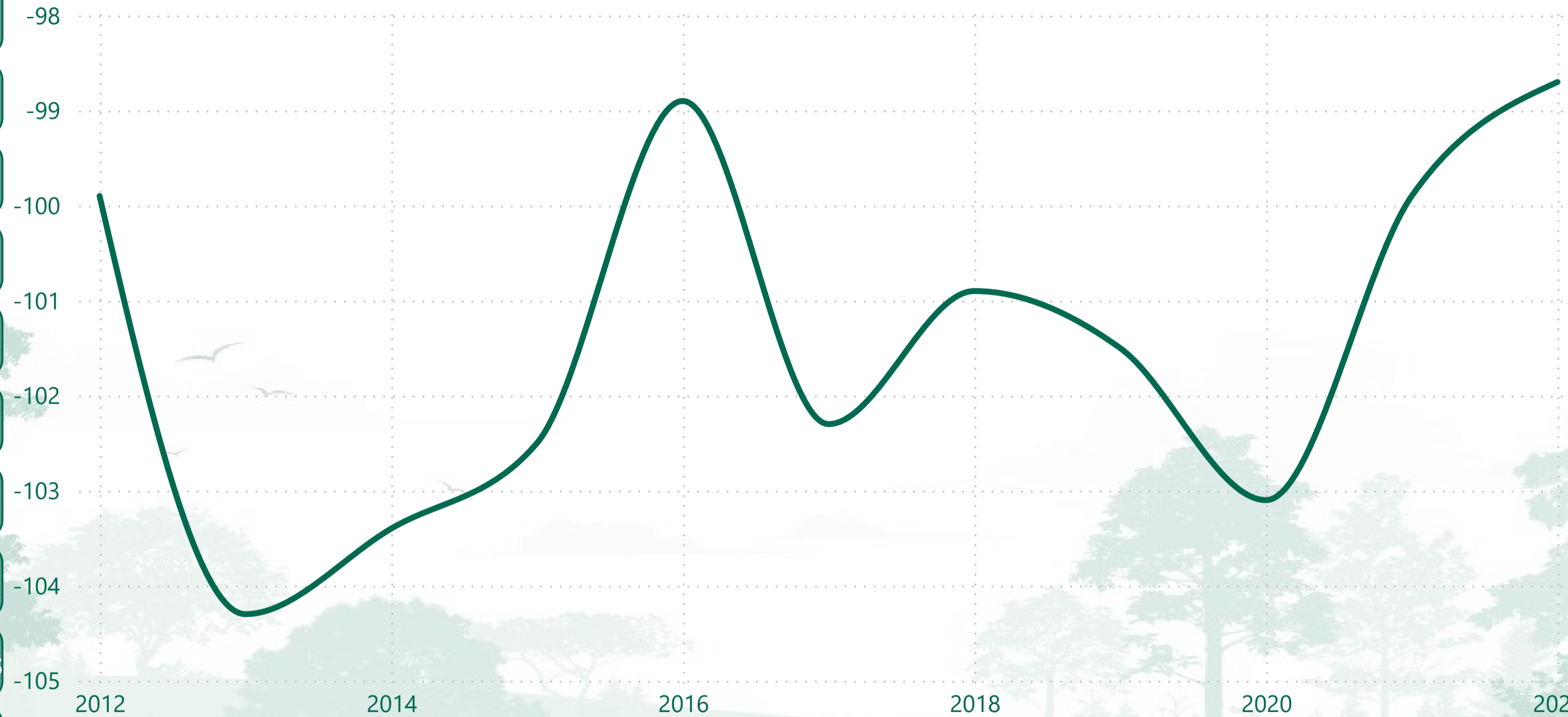
Sustainable Economy

Enterprising and Effective Council

Land Use, Land Use Change and Forestry Greenhouse Gas Emissions

- Total Emissions
- Total Emissions per Capita
- Agricultural Emissions
- Commercial Emissions
- Domestic Emissions
- Industrial Emissions
- Land use, land use change and forestry Emissions
- Public Sector Emissions
- Transport Emissions
- Waste Management Emissions
- Home Charging Scheme
- Workplace Charging Scheme

Land use, land use change and forestry (LULUCF) Greenhouse Emissions (Kt CO2e) Over Time



Land use, land use change and forestry (LULUCF) Greenhouse gas emissions estimates for the District - This is the greenhouse gas emissions estimate in kilotonnes of carbon dioxide equivalent (KtCO2e) emissions for land use, land use change and forestry (including removals of CO2 from the atmosphere, so that net emissions from this sector can sometimes be negative). This includes net emissions from forest land, cropland, grassland, wetlands, settlements, and harvested wood products.

[Click for How do we Compare?](#)



Forest of Dean
— DISTRICT COUNCIL —



[Back to Priority Home](#)



[Back to Climate Overview](#)

Thriving Communities

Decarbonisation and Nature Recovery

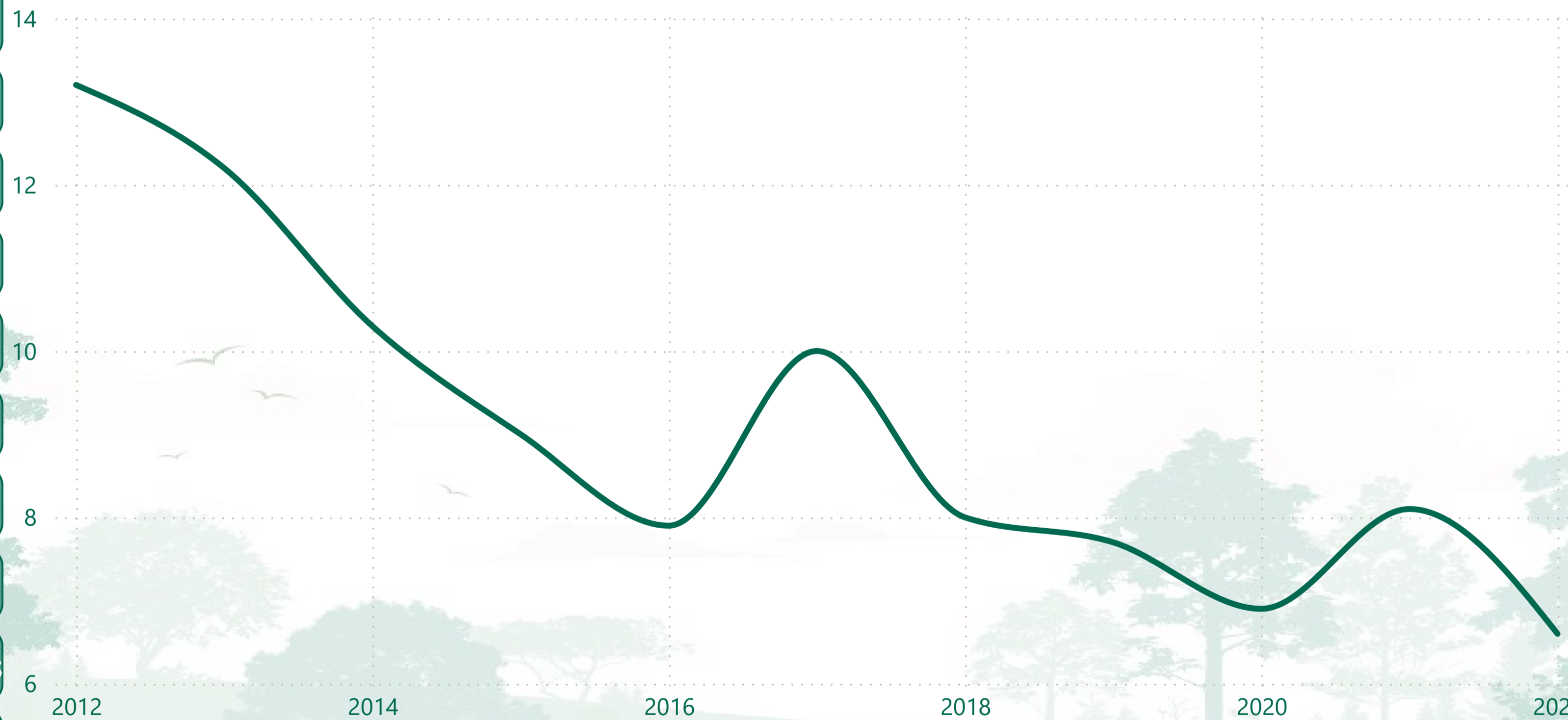
Sustainable Economy

Enterprising and Effective Council

Public Sector Greenhouse Gas Emissions

- Total Emissions
- Total Emissions per Capita
- Agricultural Emissions
- Commercial Emissions
- Domestic Emissions
- Industrial Emissions
- Land use, land use change and forestry Emissions
- Public Sector Emissions
- Transport Emissions
- Waste Management Emissions
- Home Charging Scheme
- Workplace Charging Scheme

Public Sector Greenhouse Emissions (Kt CO2e) Over Time



Public Sector Greenhouse gas emissions estimates for the District - This is the greenhouse gas emissions estimate in kilotonnes of carbon dioxide equivalent (kt CO2e) emissions for the public sector. Includes emissions from the combustion of fuel in public sector buildings, e.g., hospitals and schools. Emissions from public transport are included in the Transport sector.

[Click for How do we Compare?](#)



Forest of Dean
— DISTRICT COUNCIL —



[Back to Priority Home](#)



[Back to Climate Overview](#)

[Thriving Communities](#)

[Decarbonisation and Nature Recovery](#)

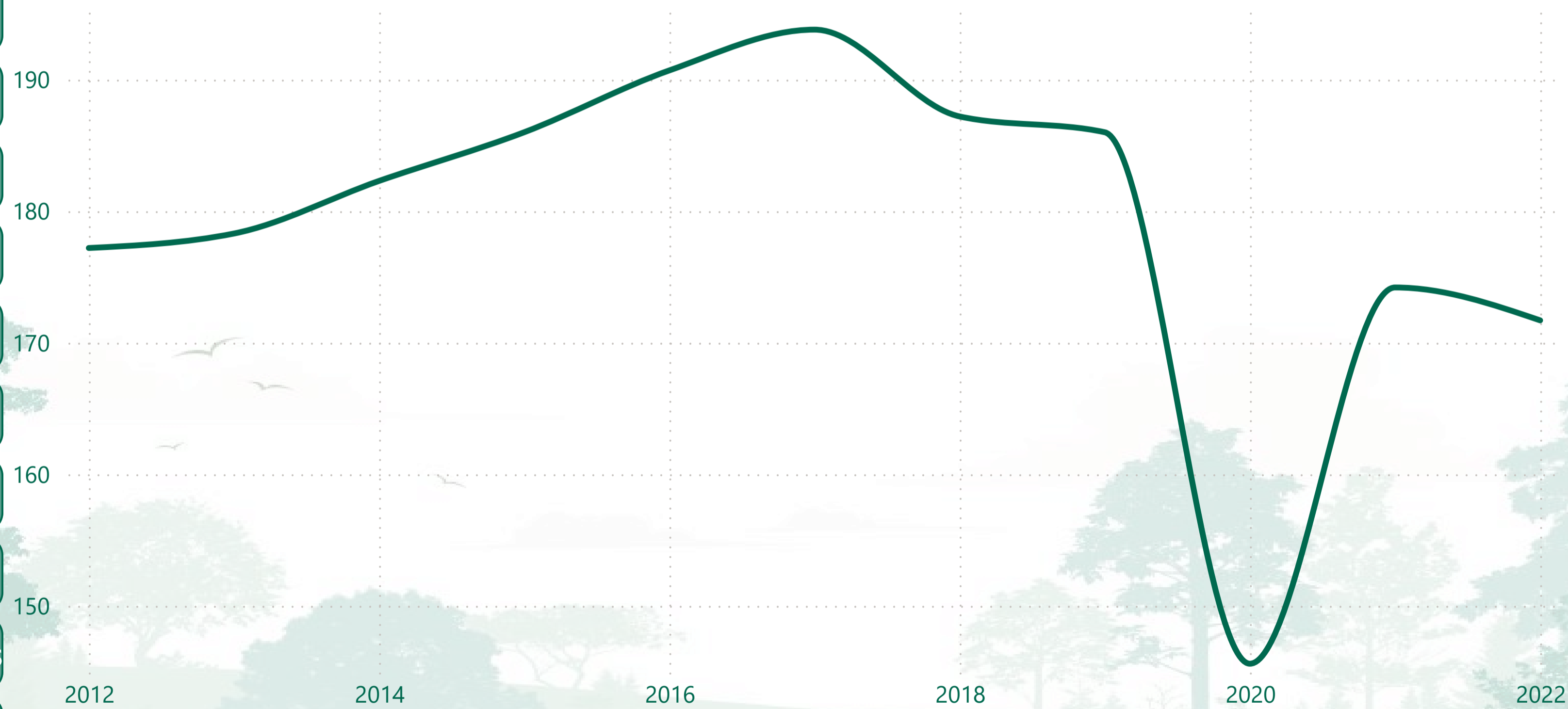
[Sustainable Economy](#)

[Enterprising and Effective Council](#)

Transport Greenhouse Gas Emissions

- Total Emissions
- Total Emissions per Capita
- Agricultural Emissions
- Commercial Emissions
- Domestic Emissions
- Industrial Emissions
- Land use, land use change and forestry Emissions
- Public Sector Emissions
- Transport Emissions
- Waste Management Emissions
- Home Charging Scheme
- Workplace Charging Scheme

Transport Greenhouse Emissions (Kt CO2e) Over Time



Transport Greenhouse gas emissions estimates for the District - This is the greenhouse gas emissions estimate in kilotonnes of carbon dioxide equivalent (kt CO2e) emissions for the transport sector. Includes freight and passenger transport, both for private and business purposes. The estimates are made on the distribution of traffic, therefore some of the emissions within an authority represent through traffic, or part of trips into or out of the area, whether by residents or non-residents. As they are on an end-user basis, the transport emissions include a share of emissions from oil refineries.

[Click for How do we Compare?](#)



Forest of Dean
— DISTRICT COUNCIL —



[Back to Priority Home](#)



[Back to Climate Overview](#)

Thriving Communities

Decarbonisation and Nature Recovery

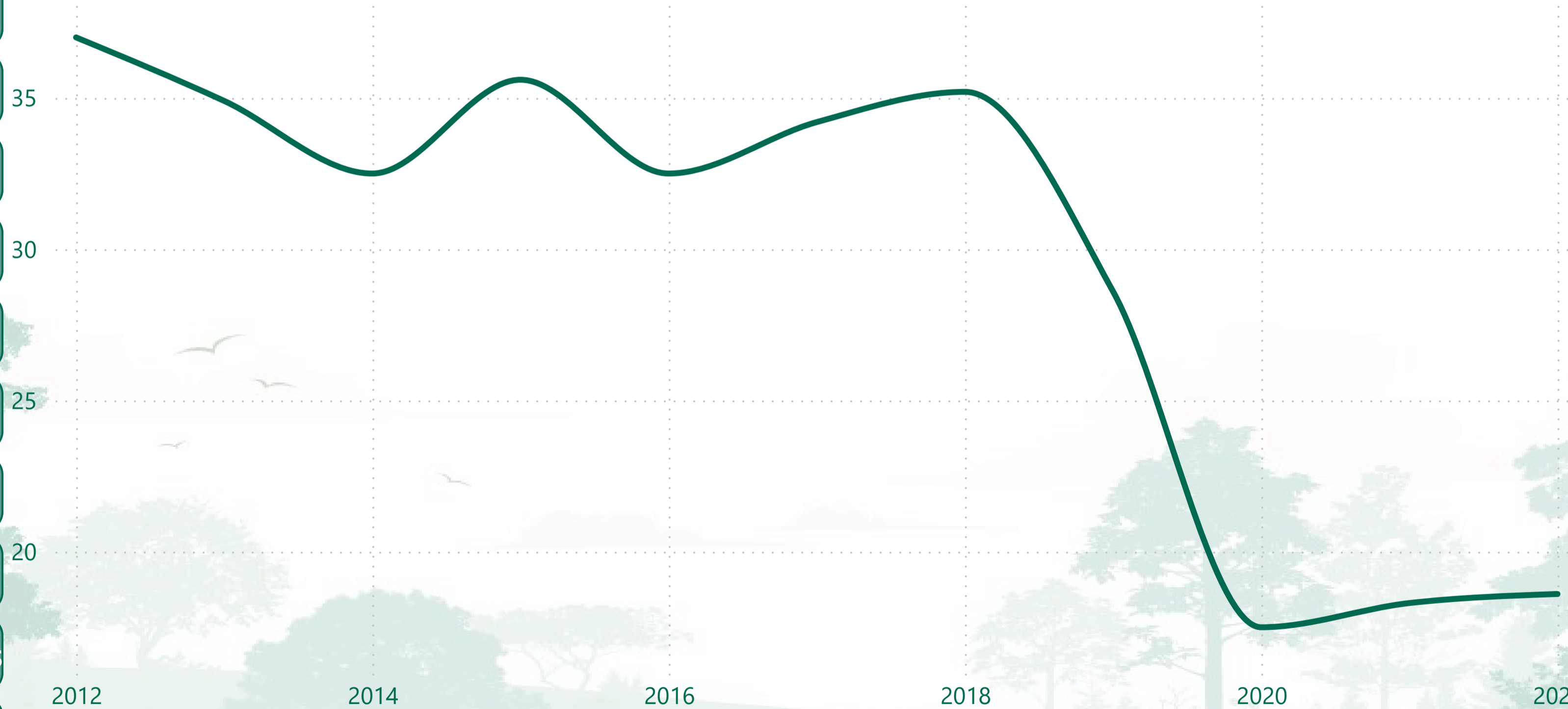
Sustainable Economy

Enterprising and Effective Council

Waste Management Greenhouse Gas Emissions

- Total Emissions
- Total Emissions per Capita
- Agricultural Emissions
- Commercial Emissions
- Domestic Emissions
- Industrial Emissions
- Land use, land use change and forestry Emissions
- Public Sector Emissions
- Transport Emissions
- Waste Management Emissions
- Home Charging Scheme
- Workplace Charging Scheme

Waste Management Greenhouse Emissions (Kt CO2e) Over Time



Waste Management Greenhouse gas emissions estimates for the District - This is the greenhouse gas emissions estimate in kilotonnes of carbon dioxide equivalent (kt CO2e) emissions for the waste management sector. Includes emissions resulting from the treatment and disposal of solid and liquid waste, for example from landfill, incineration and composting.

[Click for How do we Compare?](#)



Forest of Dean
— DISTRICT COUNCIL —



[Back to Priority Home](#)



[Back to Climate Overview](#)

Thriving Communities

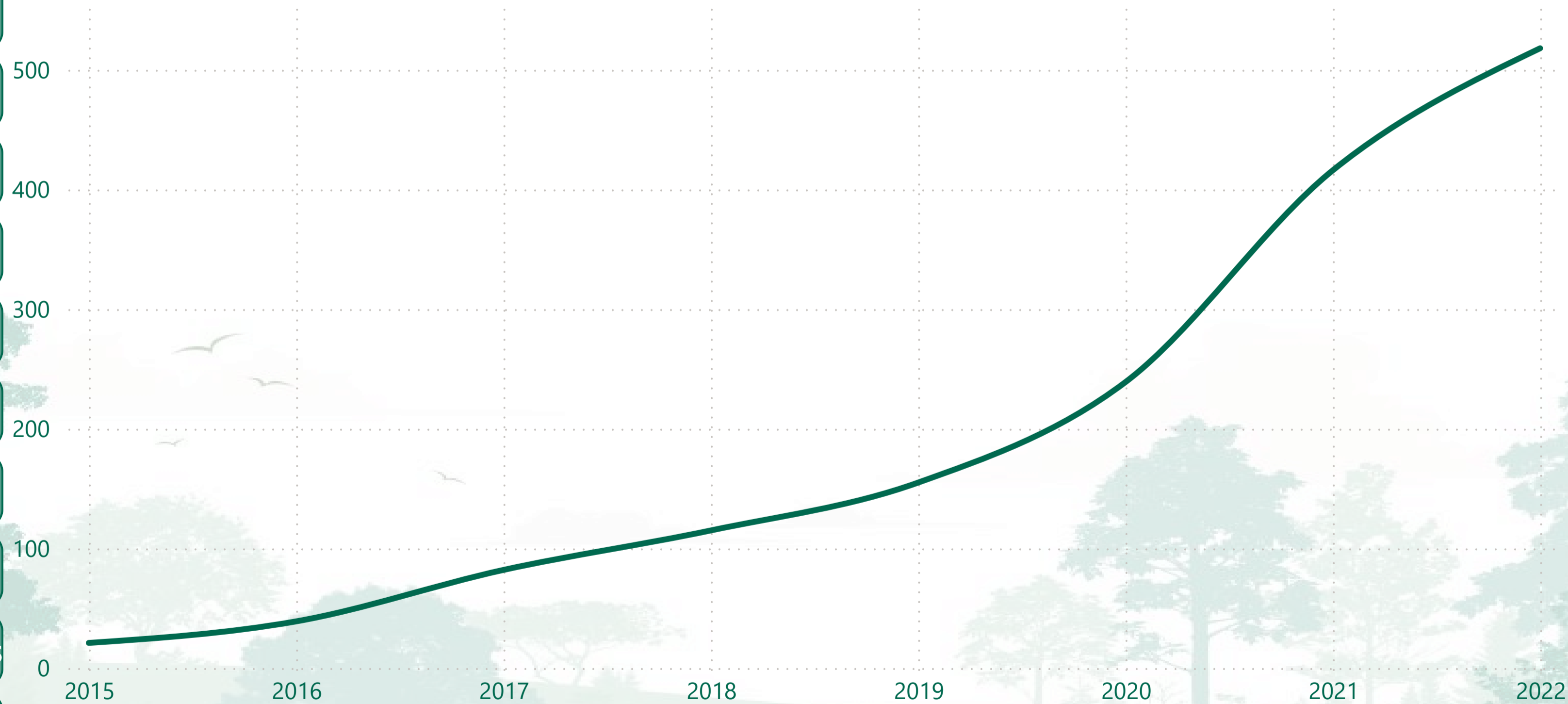
Decarbonisation and Nature Recovery

Sustainable Economy

Enterprising and Effective Council

Number of Sockets Installed under the Electric Vehicle Homecharge Scheme (EVHS)

Number of Sockets Installed Over Time



Number of Sockets Installed under the Electric Vehicle Homecharge Scheme (EVHS). The main requirement is that a person owns, leases, or has ordered a qualifying vehicle and has dedicated off-street parking at their property. A person may apply for 2 chargepoints at the same property if they have 2 qualifying vehicles.

[Click for How do we Compare?](#)

Total Emissions

Total Emissions per Capita

Agricultural Emissions

Commercial Emissions

Domestic Emissions

Industrial Emissions

Land use, land use change and forestry Emissions

Public Sector Emissions

Transport Emissions

Waste Management Emissions

Home Charging Scheme

Workplace Charging Scheme



Forest of Dean
— DISTRICT COUNCIL —



[Back to Priority Home](#)



[Back to Climate Overview](#)

Thriving Communities

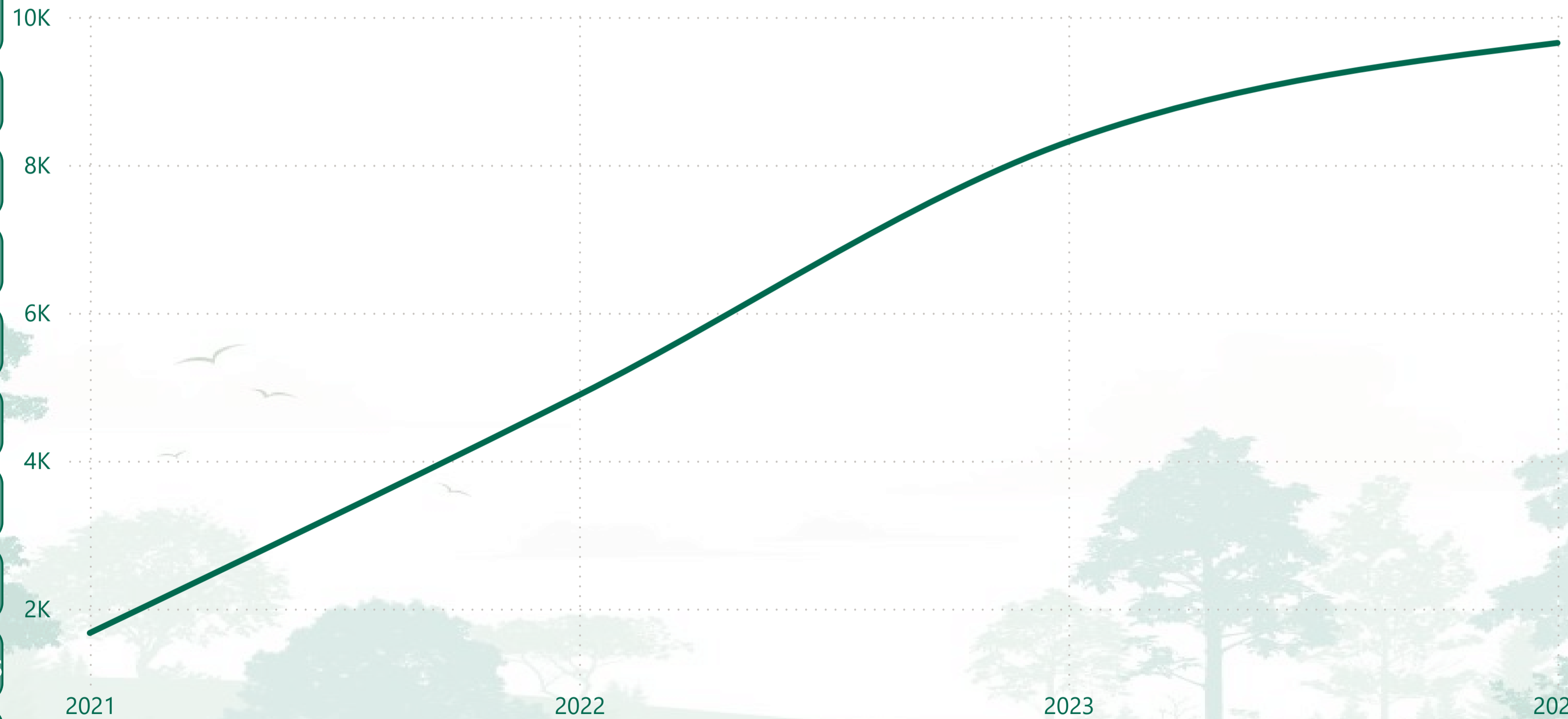
Decarbonisation and Nature Recovery

Sustainable Economy

Enterprising and Effective Council

Number of Sockets Installed under the Workplace Charging Scheme (WCS)

Number of Sockets Installed Over Time



Number of Sockets Installed under the Workplace Charging Scheme (WCS), which is a voucher-based scheme that provides support towards the up-front costs of the purchase and installation of electric vehicle chargepoints. Any business, charity or public authority is eligible to claim the grant towards the cost of installing electric vehicle chargepoints, providing they have dedicated off-street parking for staff or fleet use only.

- Total Emissions
- Total Emissions per Capita
- Agricultural Emissions
- Commercial Emissions
- Domestic Emissions
- Industrial Emissions
- Land use, land use change and forestry Emissions
- Public Sector Emissions
- Transport Emissions
- Waste Management Emissions
- Home Charging Scheme
- Workplace Charging Scheme

[Click for How do we Compare?](#)



Forest of Dean
— DISTRICT COUNCIL —



[Back to Priority Home](#)



[Back to Climate Overview](#)

Thriving Communities

Decarbonisation and Nature Recovery

Sustainable Economy

Enterprising and Effective Council

Benchmarking - Total Greenhouse Emissions

Total Emissions

Total Greenhouse Gas Emissions – LG Inform. Latest dataset is 2022

Total per Capita Emissions

● 2018 ● 2019 ● 2020 ● 2021 ● 2022

Agricultural Emissions

Commercial Emissions

Domestic Emissions

Industrial Emissions

Land use, land use change and forestry Emissions

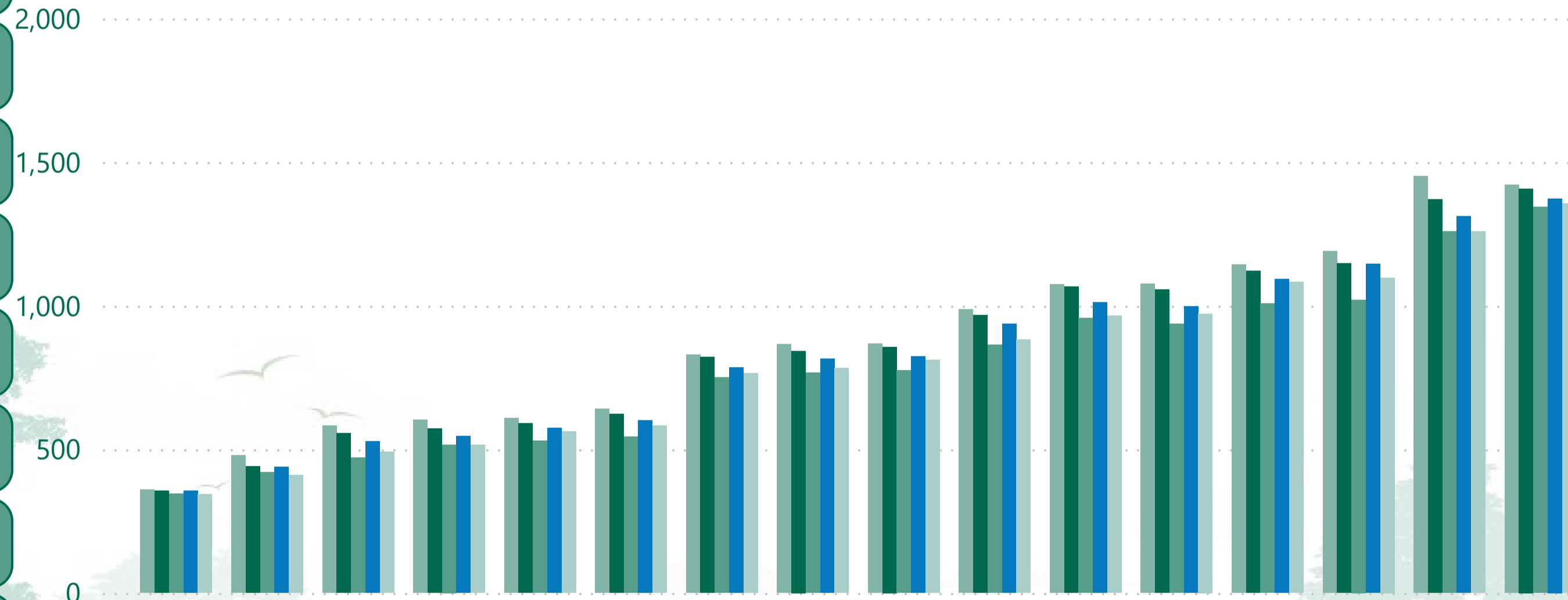
Public Sector Emissions

Transport Emissions

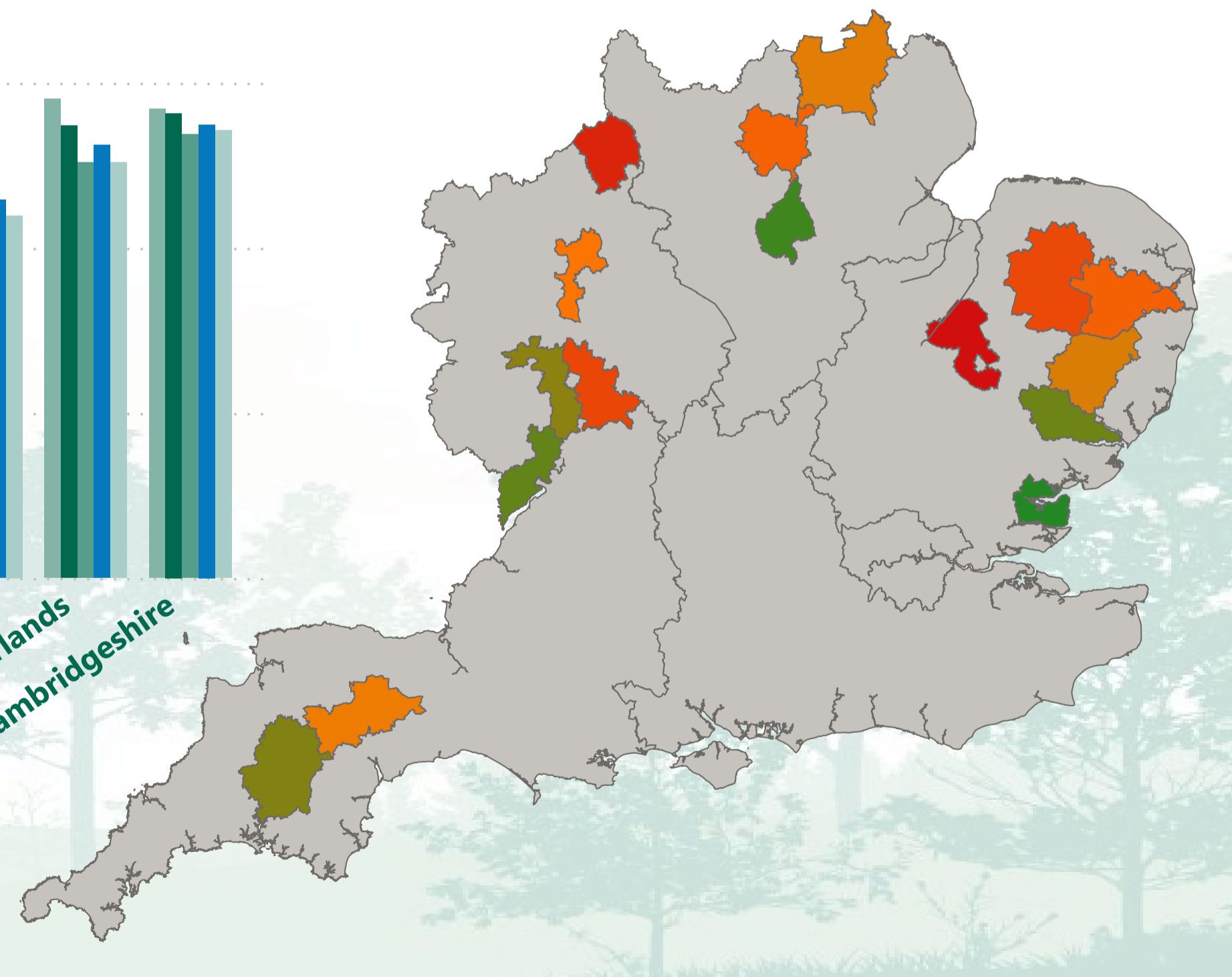
Waste Management Emissions

Home Charging Scheme

Workplace Charging Scheme



2019 2020 2021 2022





Forest of Dean
— DISTRICT COUNCIL —



Back to Priority Home



Back to Climate Overview

Thriving Communities

Decarbonisation and Nature Recovery

Sustainable Economy

Enterprising and Effective Council

Benchmarking - Total Greenhouse Emissions per Capita

Total Emissions

Total Greenhouse Gas Emissions per Capita – LG Inform. Latest dataset is 2022

Total per Capita Emissions

● 2018 ● 2019 ● 2020 ● 2021 ● 2022

2019

2020

2021

2022

Agricultural Emissions

Commercial Emissions

Domestic Emissions

Industrial Emissions

Land use, land use change and forestry Emissions

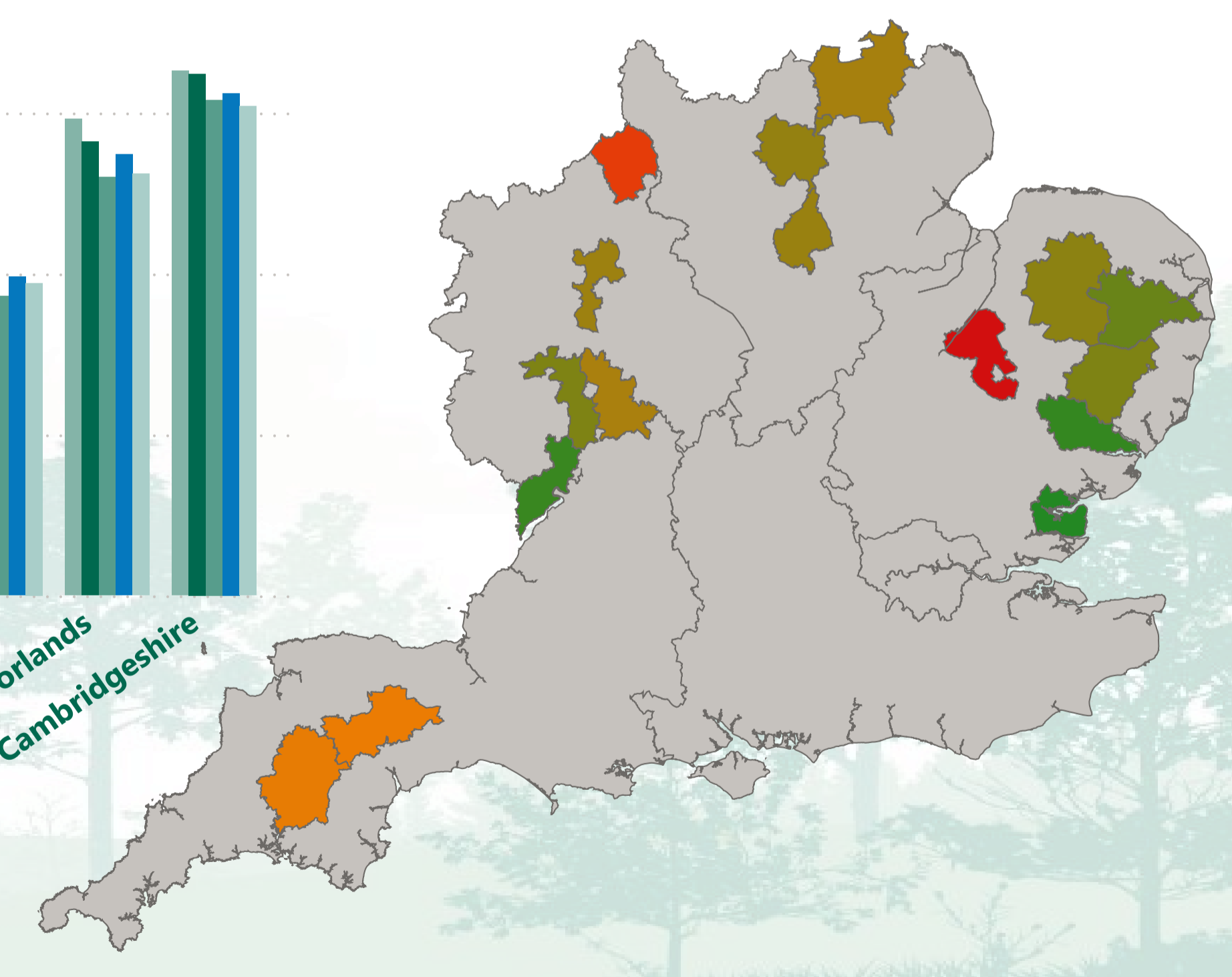
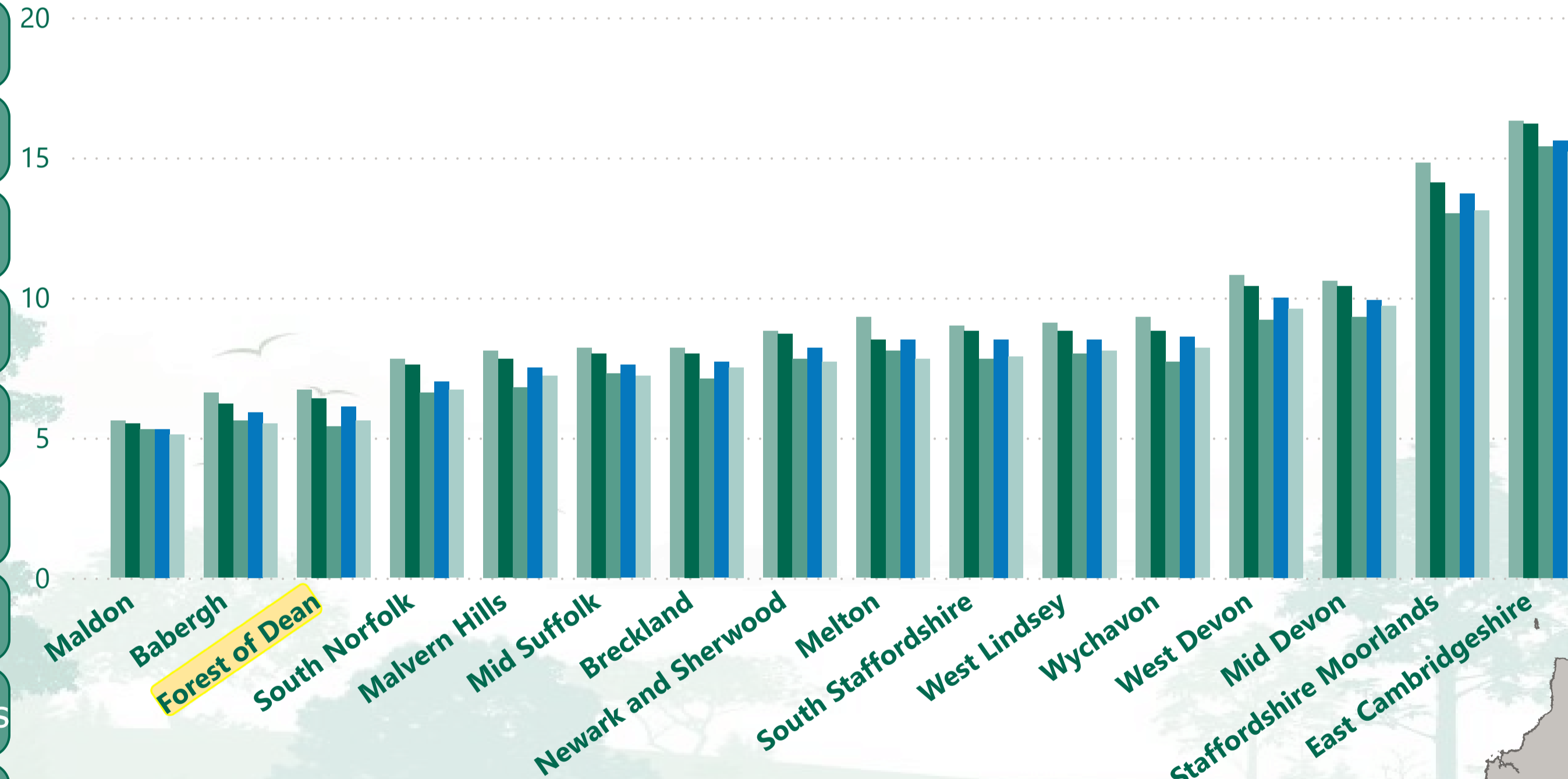
Public Sector Emissions

Transport Emissions

Waste Management Emissions

Home Charging Scheme

Workplace Charging Scheme





Forest of Dean
— DISTRICT COUNCIL —



Back to Priority Home



Back to Climate Overview

Thriving Communities

Decarbonisation and Nature Recovery

Sustainable Economy

Enterprising and Effective Council

Benchmarking - Agricultural Greenhouse Emissions

Total Emissions

Agricultural Greenhouse Gas Emissions – LG Inform. Latest dataset is 2022

Total per Capita Emissions

● 2018 ● 2019 ● 2020 ● 2021 ● 2022

Agricultural Emissions

Commercial Emissions

Domestic Emissions

Industrial Emissions

Land use, land use change and forestry Emissions

Public Sector Emissions

Transport Emissions

Waste Management Emissions

Home Charging Scheme

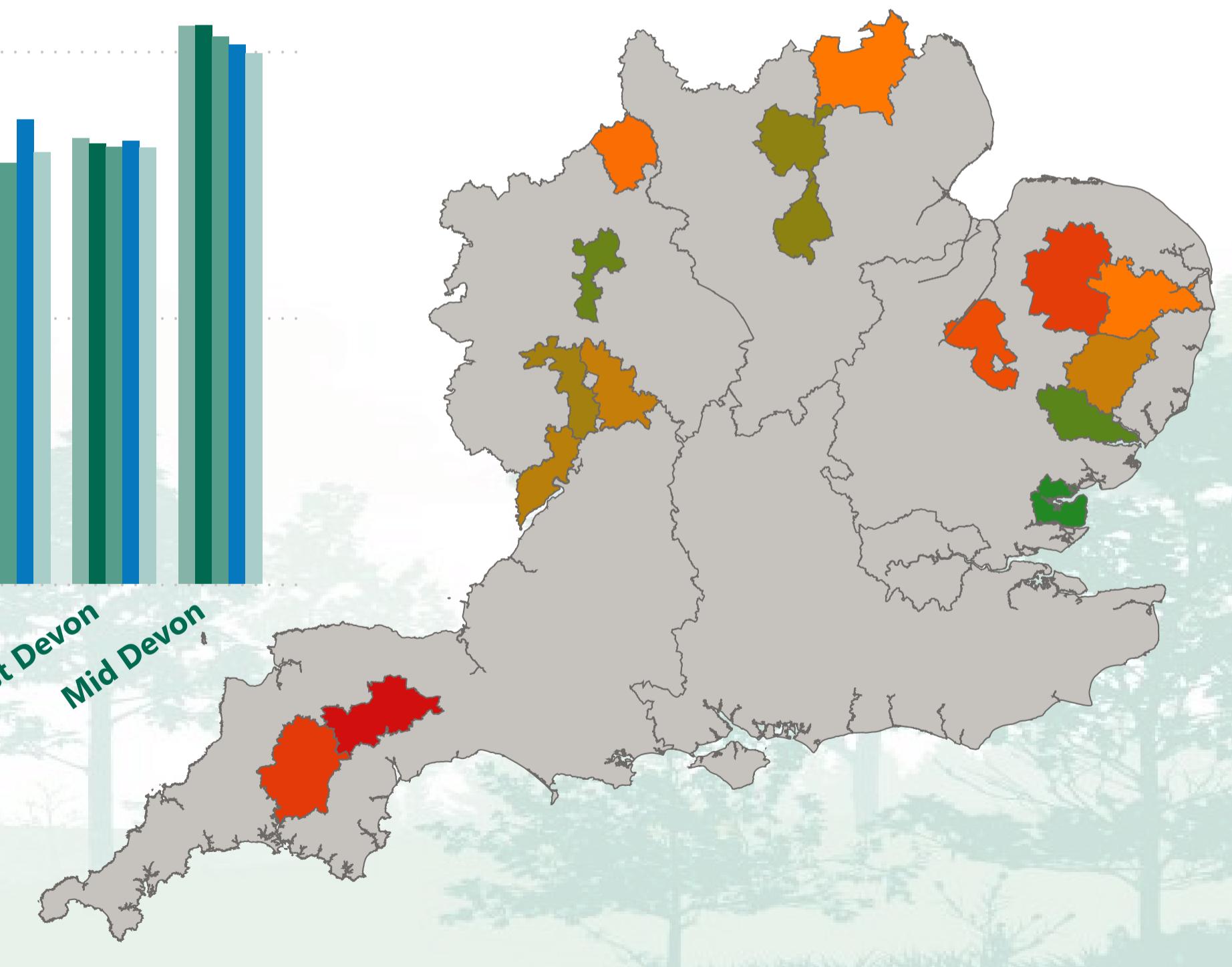
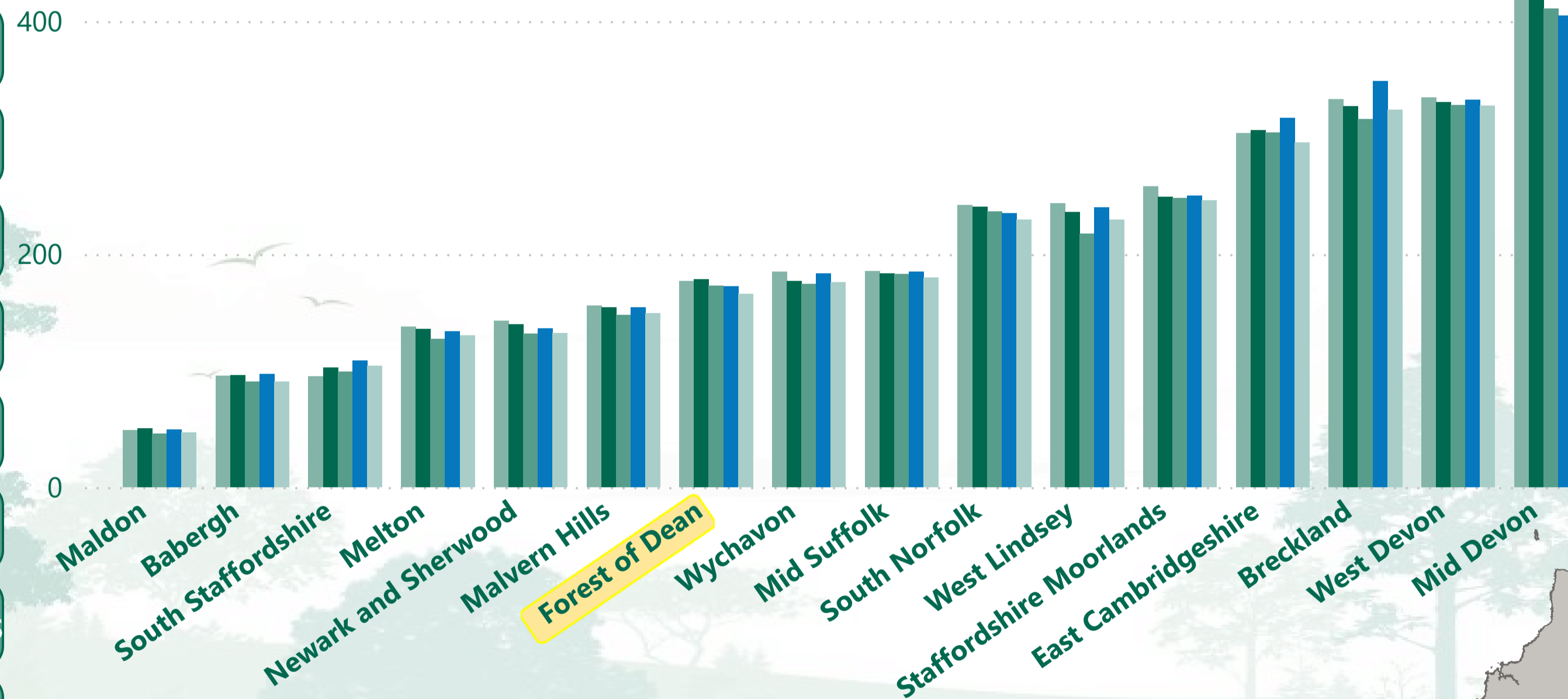
Workplace Charging Scheme

2019

2020

2021

2022





Forest of Dean
— DISTRICT COUNCIL —



Back to Priority Home



Back to Climate Overview

Thriving Communities

Decarbonisation and Nature Recovery

Sustainable Economy

Enterprising and Effective Council

Benchmarking - Commercial Greenhouse Emissions

Total Emissions

Commercial Greenhouse Gas Emissions – LG Inform. Latest dataset is 2022

Total per Capita Emissions

● 2018 ● 2019 ● 2020 ● 2021 ● 2022

Agricultural Emissions

Commercial Emissions

Domestic Emissions

Industrial Emissions

Land use, land use change and forestry Emissions

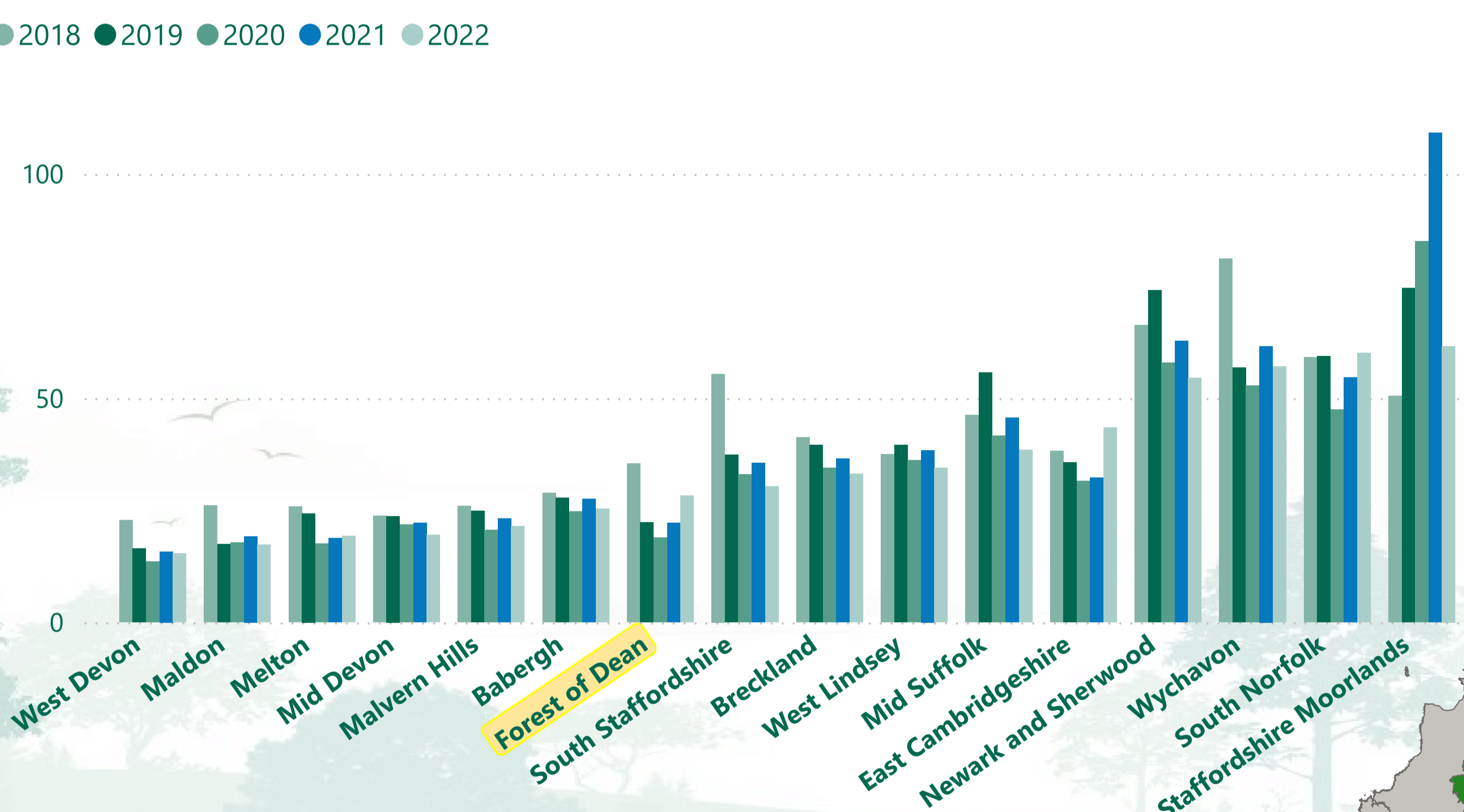
Public Sector Emissions

Transport Emissions

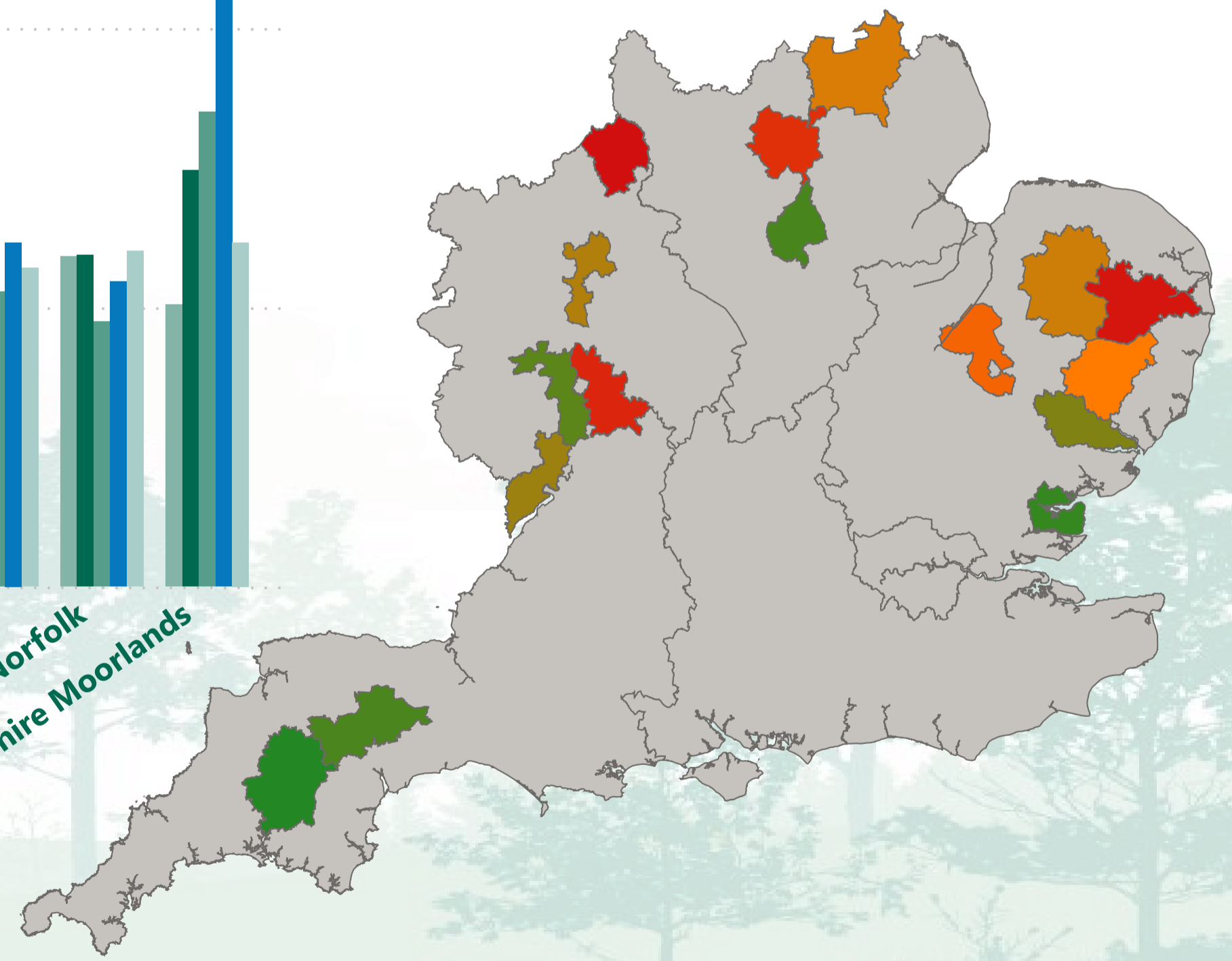
Waste Management Emissions

Home Charging Scheme

Workplace Charging Scheme





2019 2020 2021 2022





Forest of Dean
— DISTRICT COUNCIL —

 Back to Priority Home
 Back to Climate Overview

Thriving Communities

Decarbonisation and Nature Recovery

Sustainable Economy

Enterprising and Effective Council

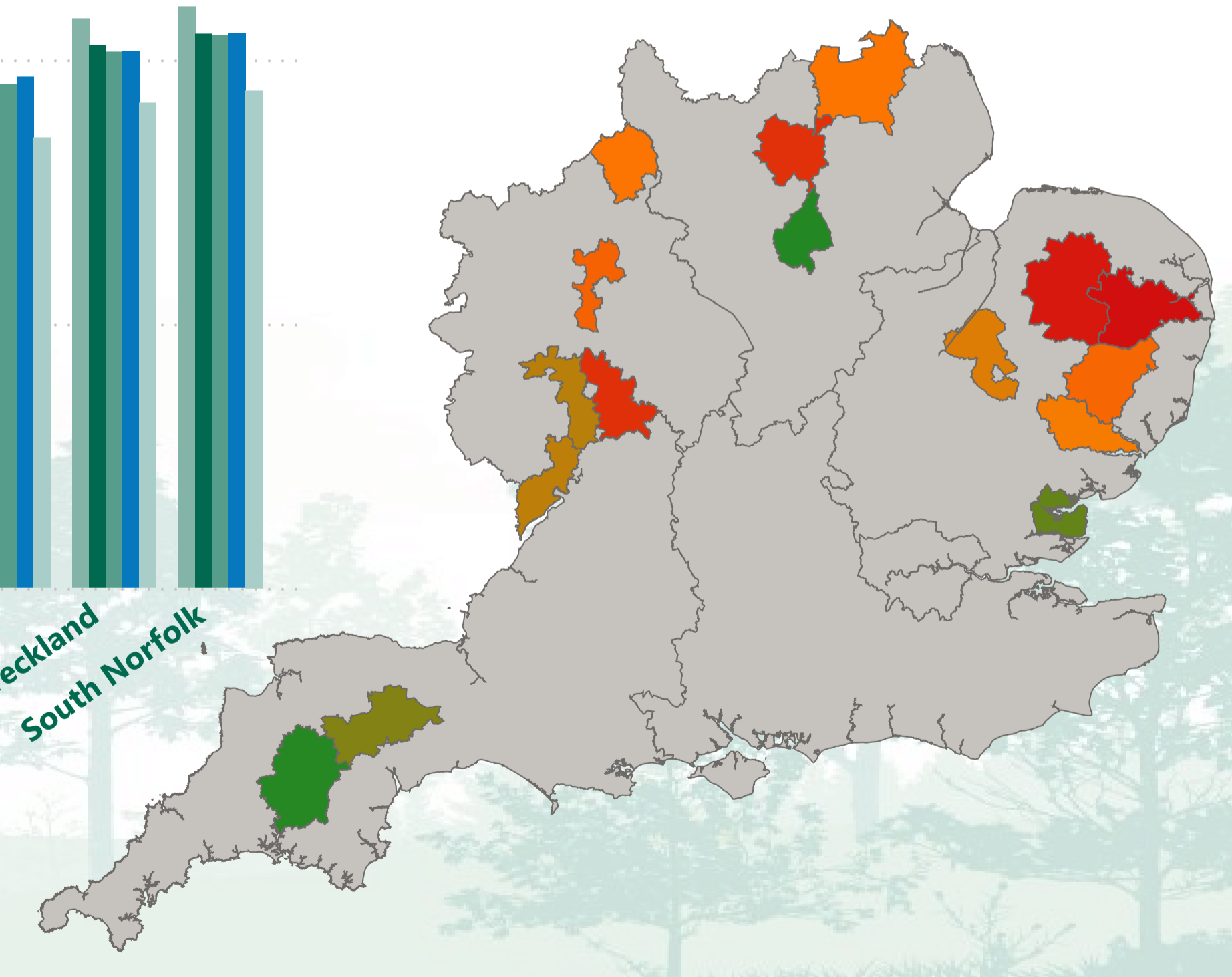
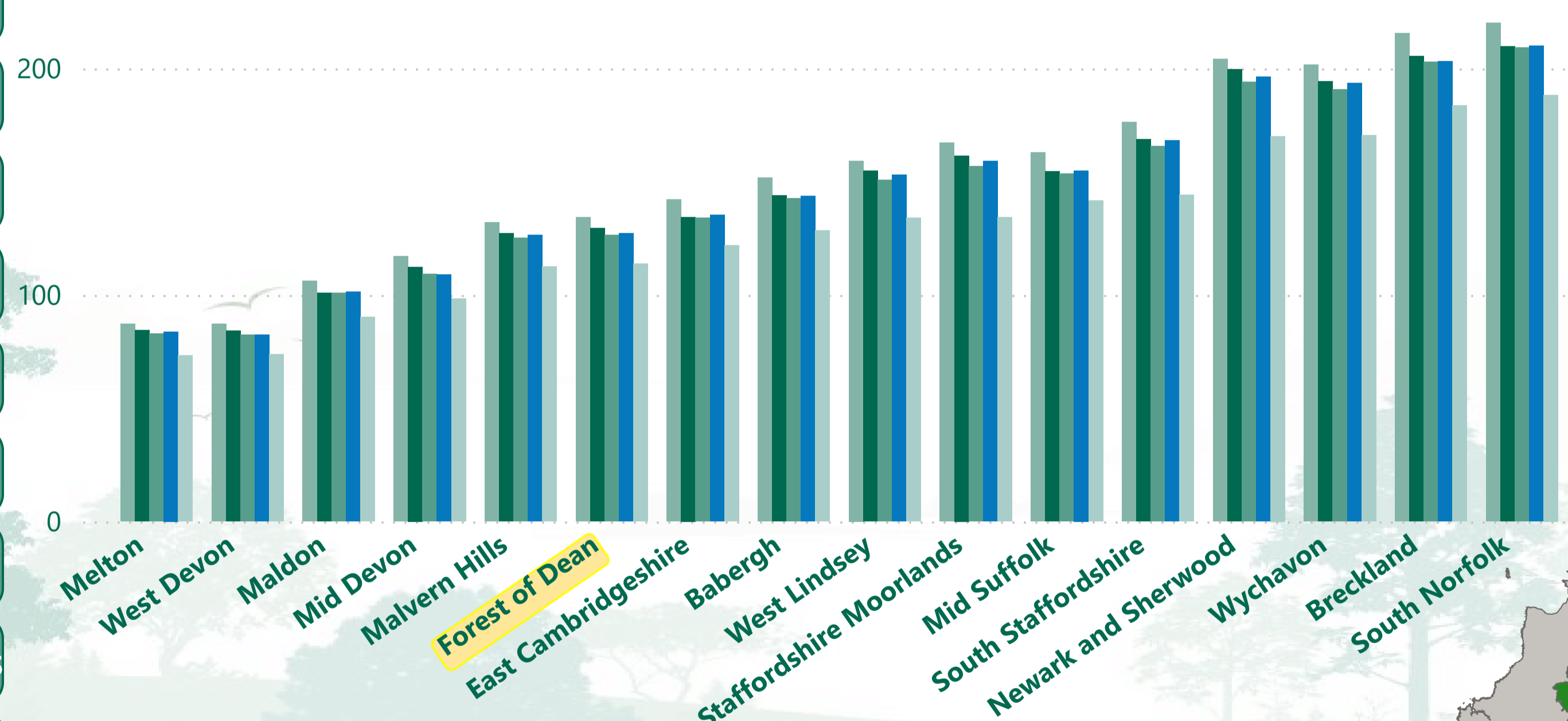
Benchmarking - Domestic Greenhouse Emissions

- Total Emissions
- Total per Capita Emissions
- Agricultural Emissions
- Commercial Emissions
- Domestic Emissions
- Industrial Emissions
- Land use, land use change and forestry Emissions
- Public Sector Emissions
- Transport Emissions
- Waste Management Emissions
- Home Charging Scheme
- Workplace Charging Scheme

Domestic Greenhouse Gas Emissions – LG Inform. Latest dataset is 2022

● 2018 ● 2019 ● 2020 ● 2021 ● 2022

2019 2020 2021 2022





Forest of Dean
— DISTRICT COUNCIL —



[Back to Priority Home](#)



[Back to Climate Overview](#)

Thriving Communities

Decarbonisation and Nature Recovery

Sustainable Economy

Enterprising and Effective Council

Benchmarking - Industrial Greenhouse Emissions

Total Emissions

Industrial Greenhouse Gas Emissions – LG Inform. Latest dataset is 2022

Total per Capita Emissions

● 2018 ● 2019 ● 2020 ● 2021 ● 2022

Agricultural Emissions

Commercial Emissions

Domestic Emissions

Industrial Emissions

Land use, land use change and forestry Emissions

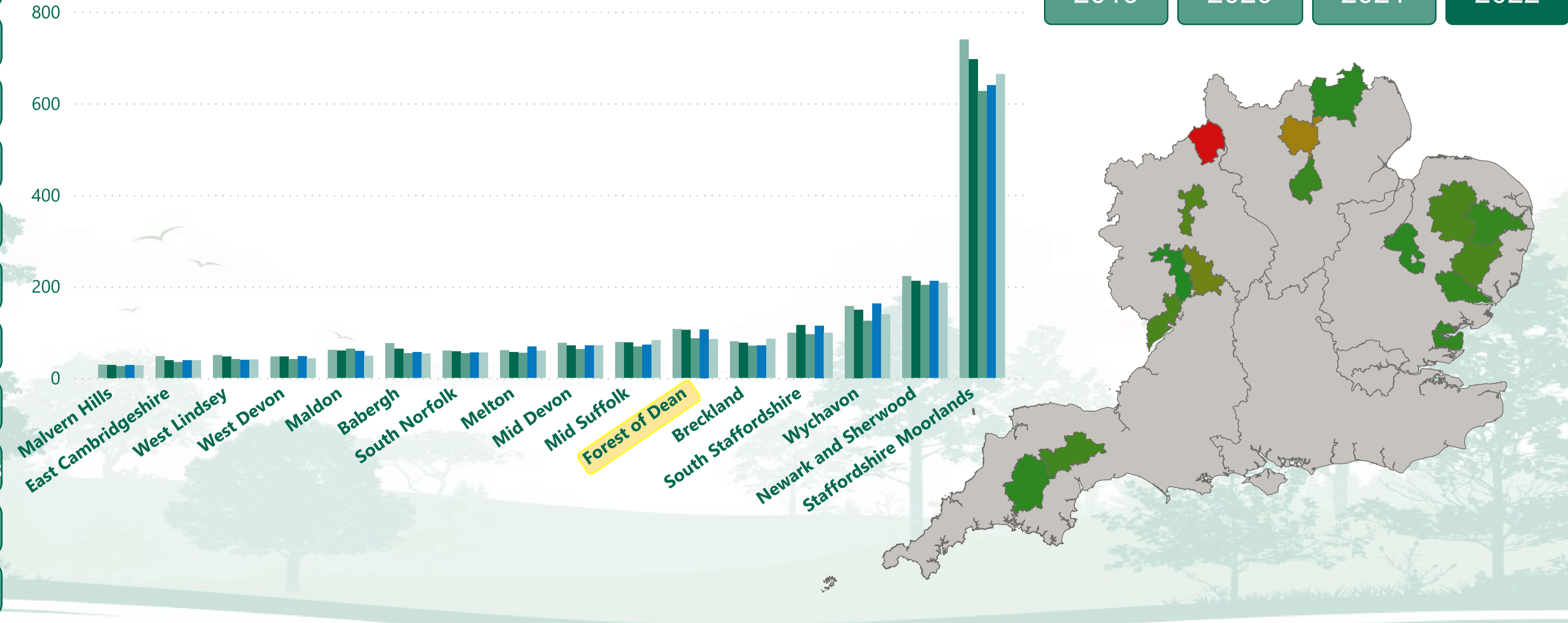
Public Sector Emissions

Transport Emissions



Waste Management Emissions

Home Charging Scheme

Workplace Charging Scheme





 [Back to Priority Home](#)
 [Back to Climate Overview](#)

Thriving Communities

Decarbonisation and Nature Recovery

Sustainable Economy

Enterprising and Effective Council

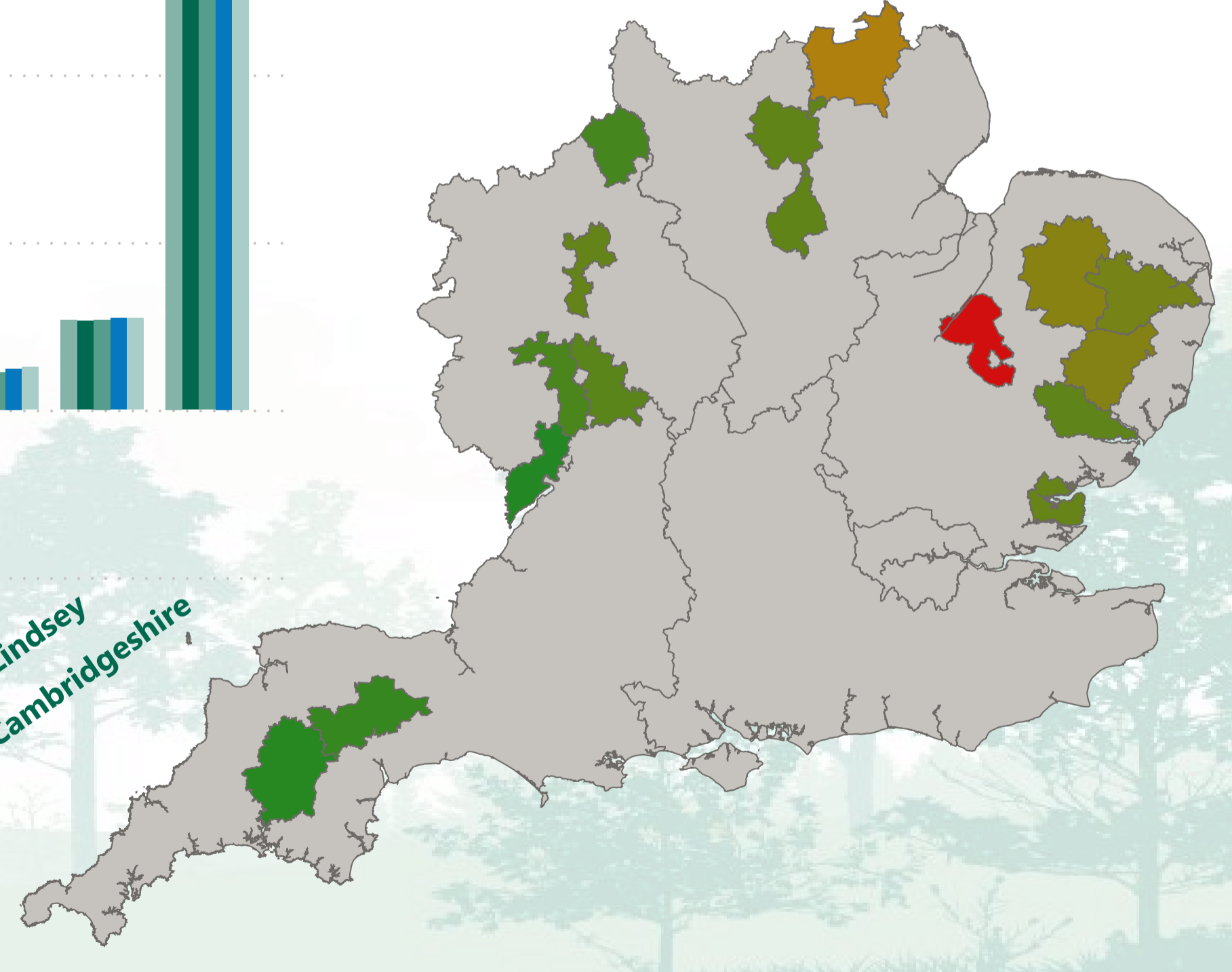
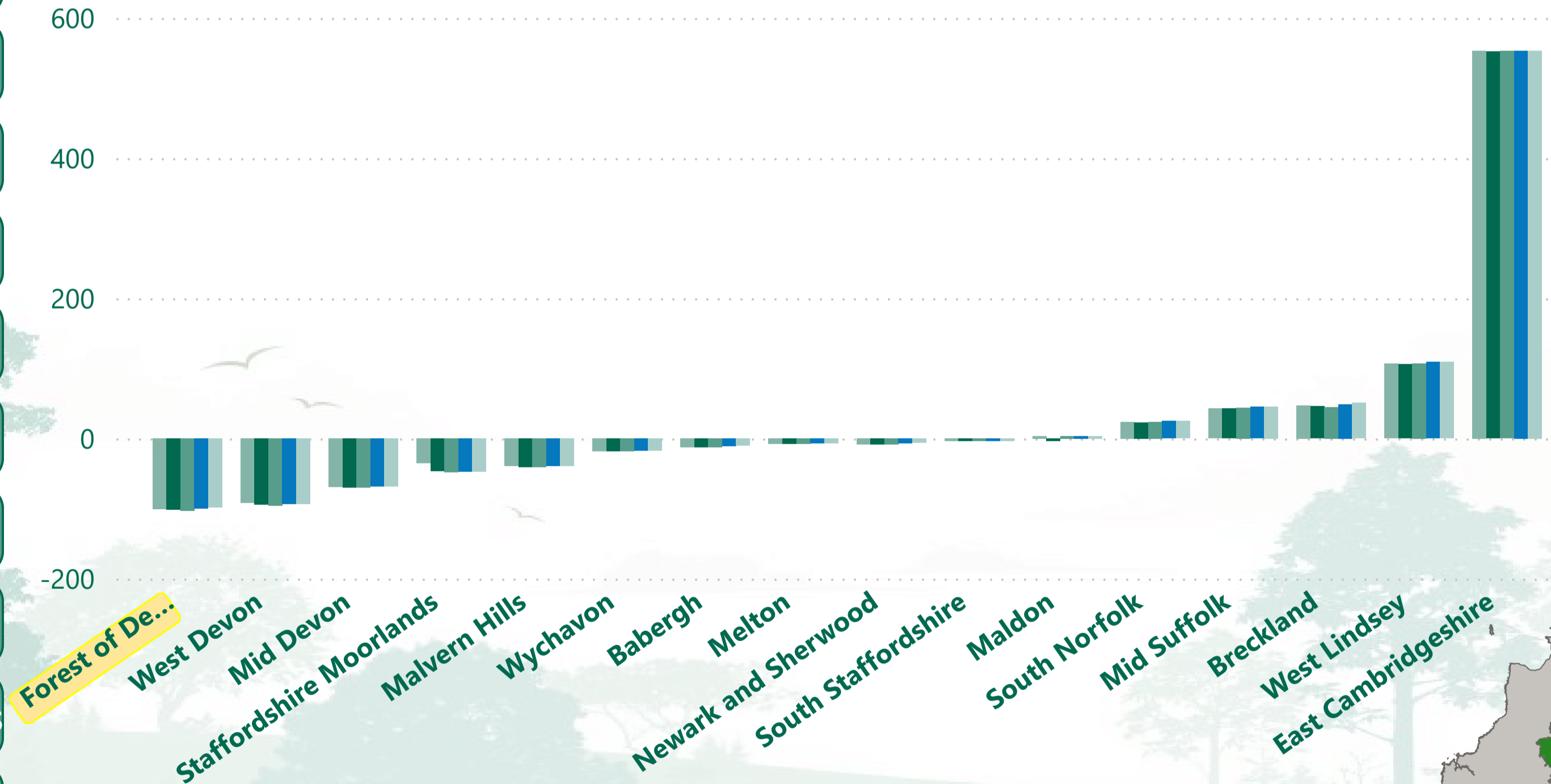
Benchmarking - Land Use, Land Use Change and Forestry Emissions Greenhouse Emissions

- Total Emissions
- Total per Capita Emissions
- Agricultural Emissions
- Commercial Emissions
- Domestic Emissions
- Industrial Emissions
- Land use, land use change and forestry Emissions
- Public Sector Emissions
- Transport Emissions
- Waste Management Emissions
- Home Charging Scheme
- Workplace Charging Scheme

Land use, land use change and forestry Emissions (LULUCF) Greenhouse Gas Emissions – LG Inform. Latest dataset is 2022

● 2018
 ● 2019
 ● 2020
 ● 2021
 ● 2022

2019
2020
2021
2022





Forest of Dean
— DISTRICT COUNCIL —



Back to Priority Home



Back to Climate Overview

Thriving Communities

Decarbonisation and Nature Recovery

Sustainable Economy

Enterprising and Effective Council

Benchmarking - Public Sector Greenhouse Emissions

Total Emissions

Public Sector Greenhouse Gas Emissions – LG Inform. Latest dataset is 2022

Total per Capita Emissions

● 2018 ● 2019 ● 2020 ● 2021 ● 2022

2019

2020

2021

2022

Agricultural Emissions

Commercial Emissions

Domestic Emissions

Industrial Emissions

Land use, land use change and forestry Emissions

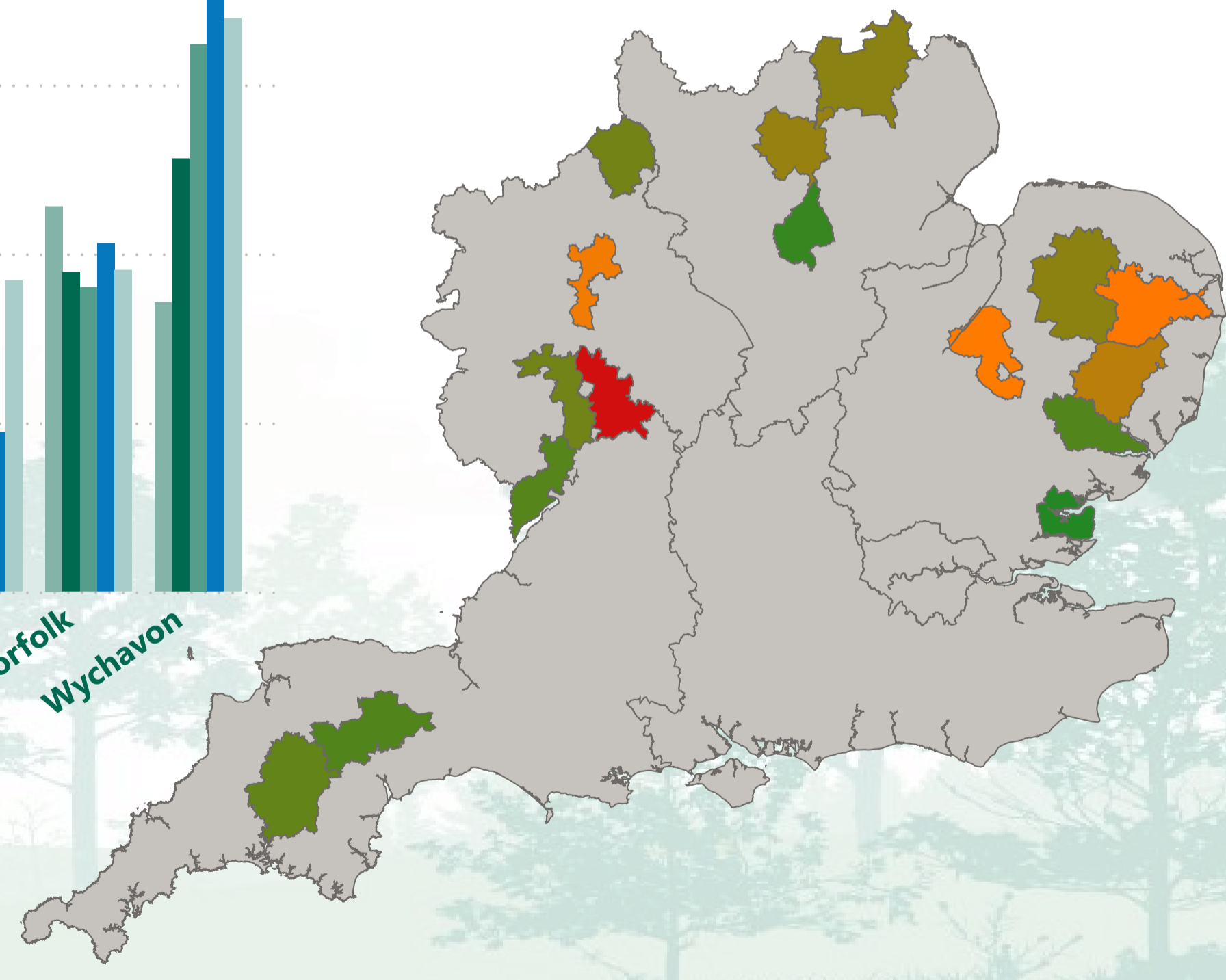
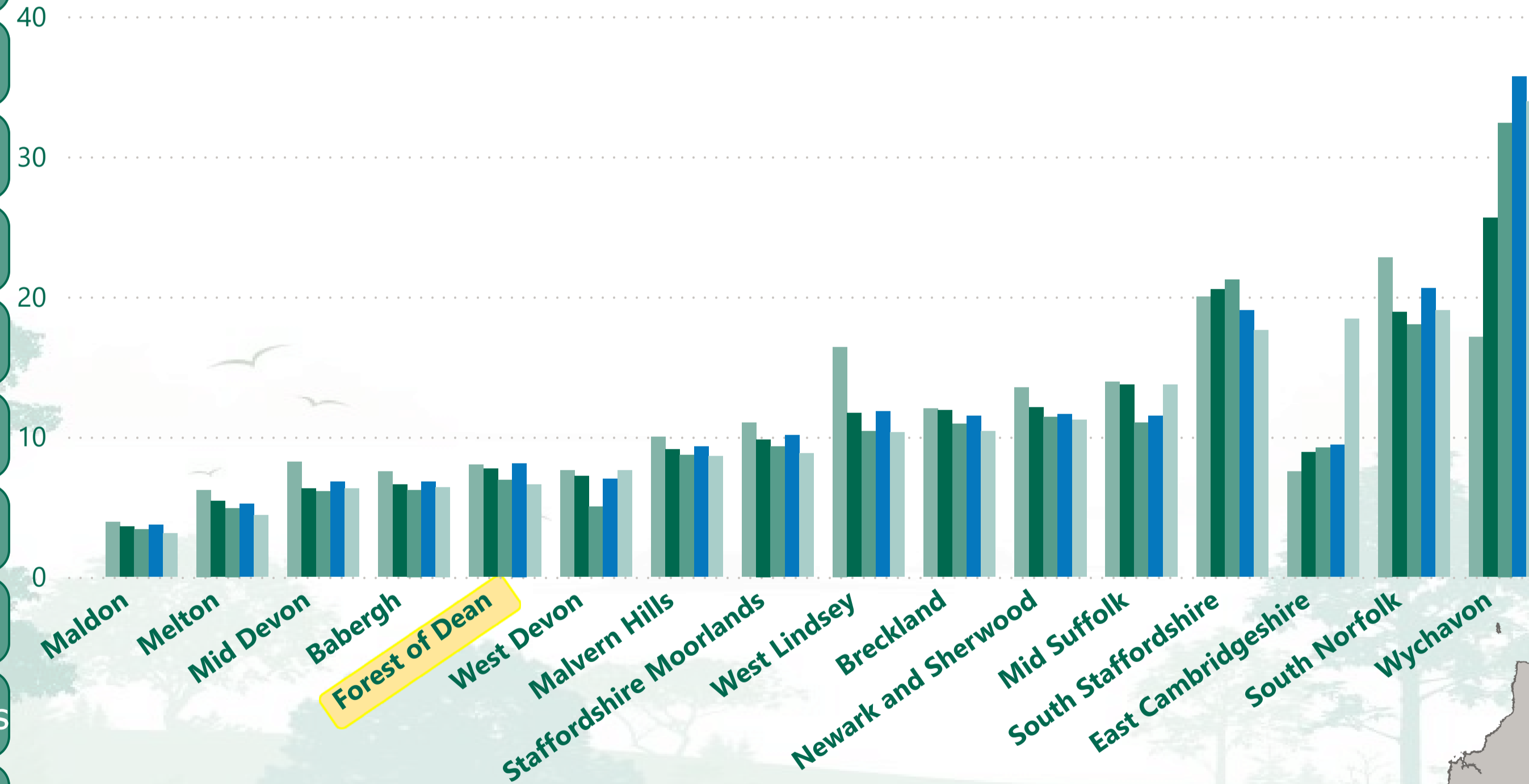
Public Sector Emissions

Transport Emissions

Waste Management Emissions



Home Charging Scheme

Workplace Charging Scheme





Forest of Dean
— DISTRICT COUNCIL —

 [Back to Priority Home](#)
 [Back to Climate Overview](#)

Thriving Communities

Decarbonisation and Nature Recovery

Sustainable Economy

Enterprising and Effective Council

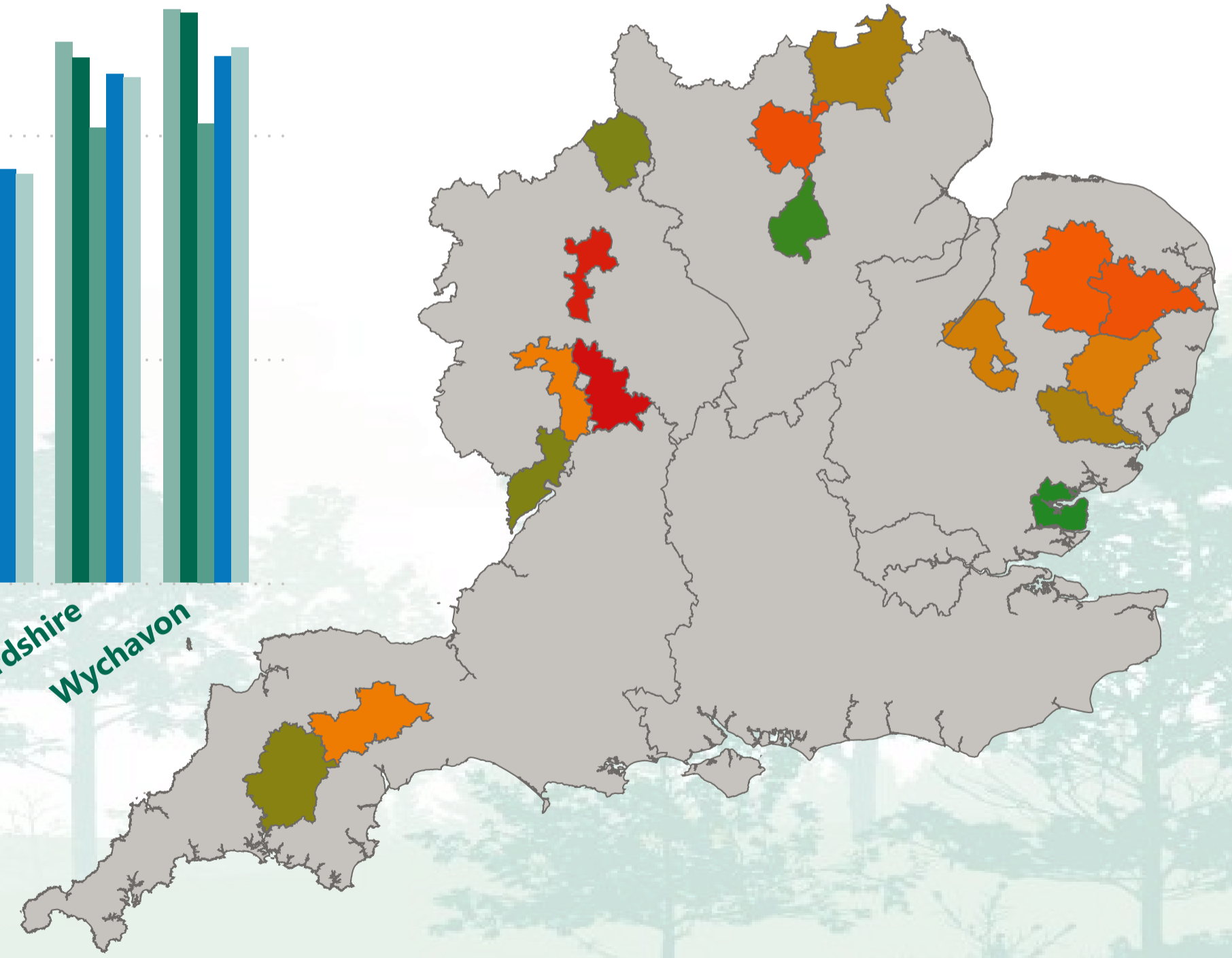
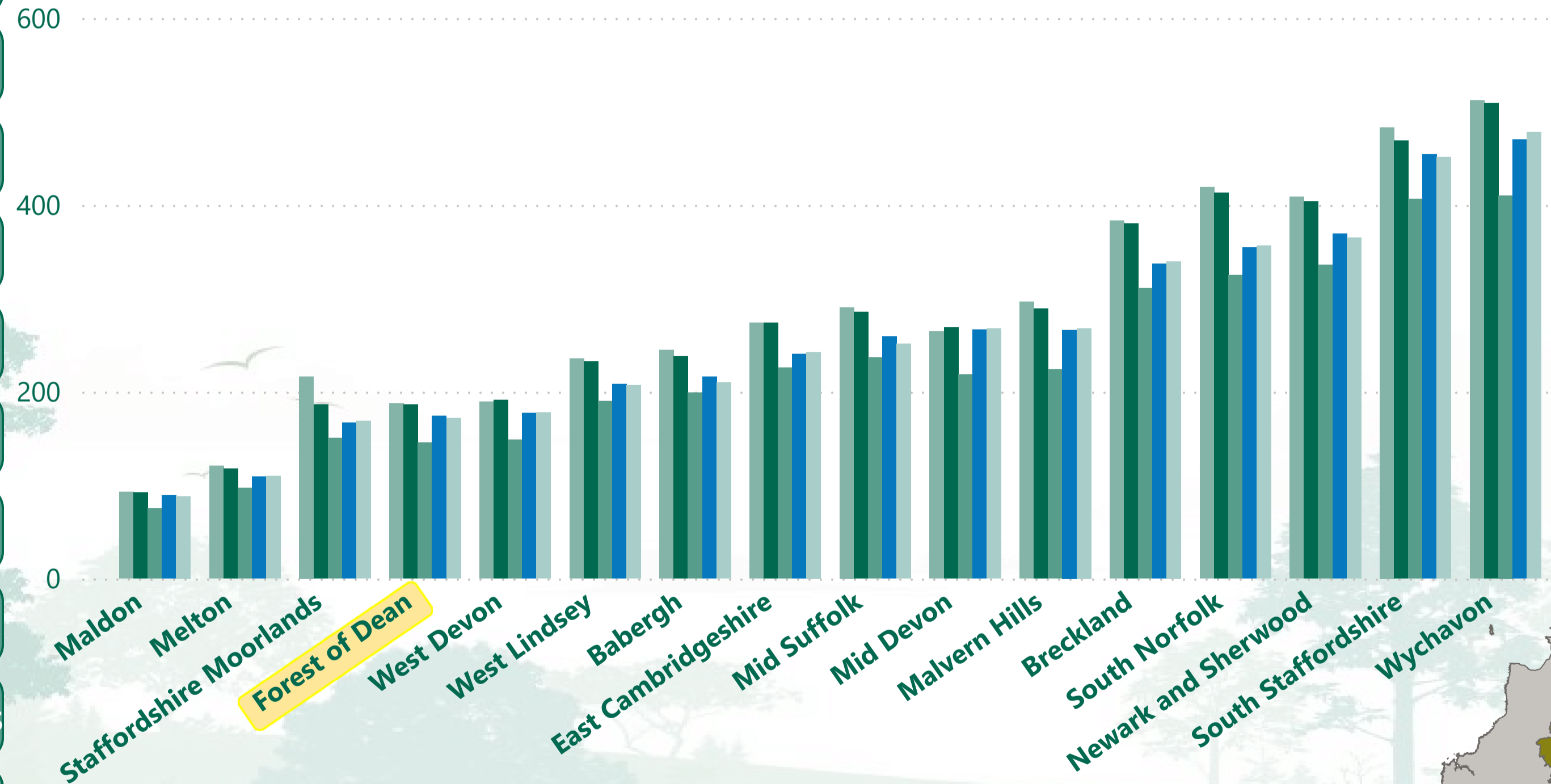
Benchmarking - Transport Greenhouse Emissions

- Total Emissions
- Total per Capita Emissions
- Agricultural Emissions
- Commercial Emissions
- Domestic Emissions
- Industrial Emissions
- Land use, land use change and forestry Emissions
- Public Sector Emissions
- Transport Emissions
- Waste Management Emissions
- Home Charging Scheme
- Workplace Charging Scheme

Transport Greenhouse Gas Emissions – LG Inform. Latest dataset is 2022

● 2018 ● 2019 ● 2020 ● 2021 ● 2022

2019 2020 2021 2022





Forest of Dean
— DISTRICT COUNCIL —



Back to Priority Home



Back to Climate Overview

Thriving Communities

Decarbonisation and Nature Recovery

Sustainable Economy

Enterprising and Effective Council

Benchmarking - Waste Management Greenhouse Emissions

Total Emissions

Waste Management Greenhouse Gas Emissions – LG Inform. Latest dataset is 2022

Total per Capita Emissions

● 2018 ● 2019 ● 2020 ● 2021 ● 2022

2019

2020

2021

2022

Agricultural Emissions

Commercial Emissions

Domestic Emissions

Industrial Emissions

Land use, land use change and forestry Emissions

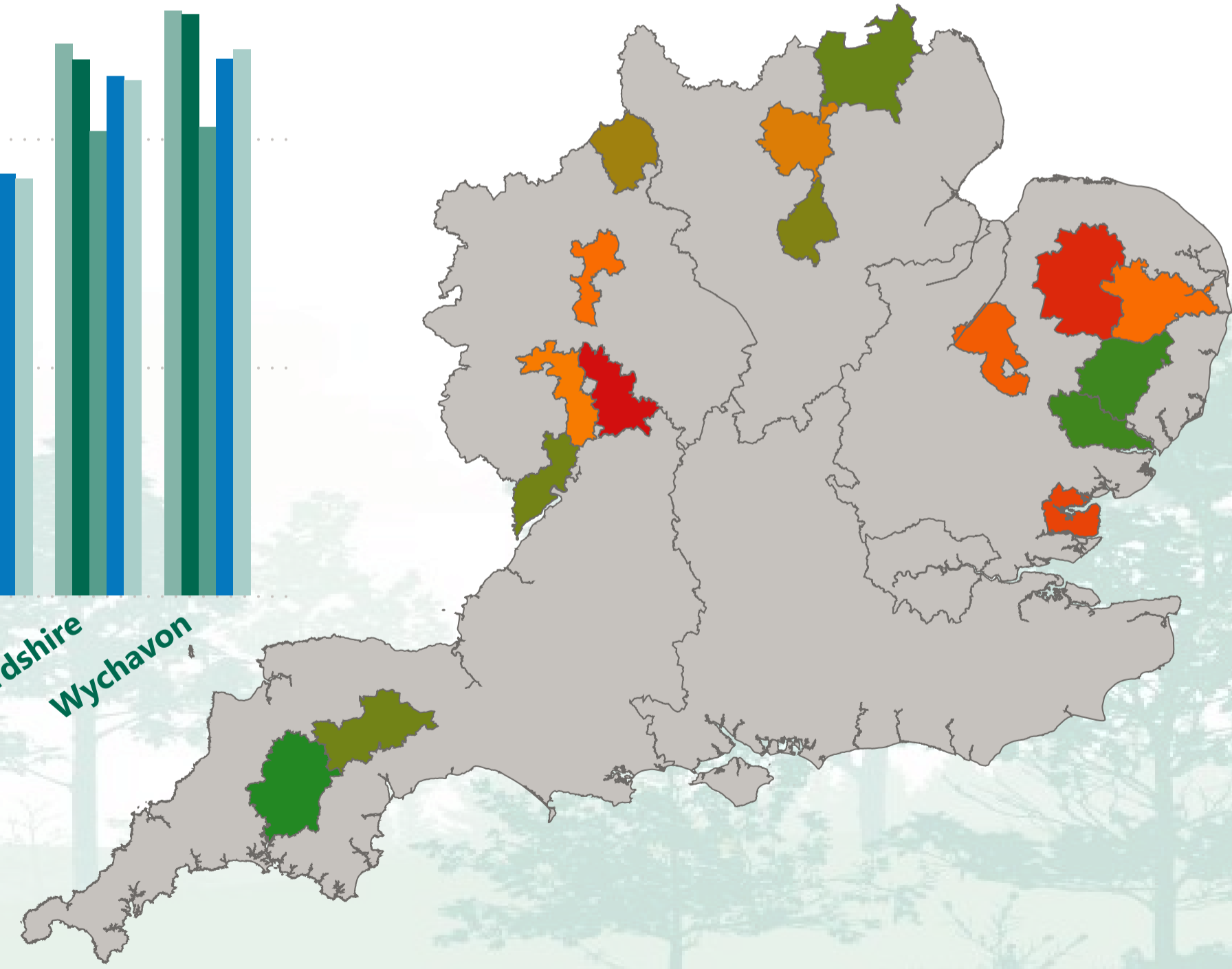
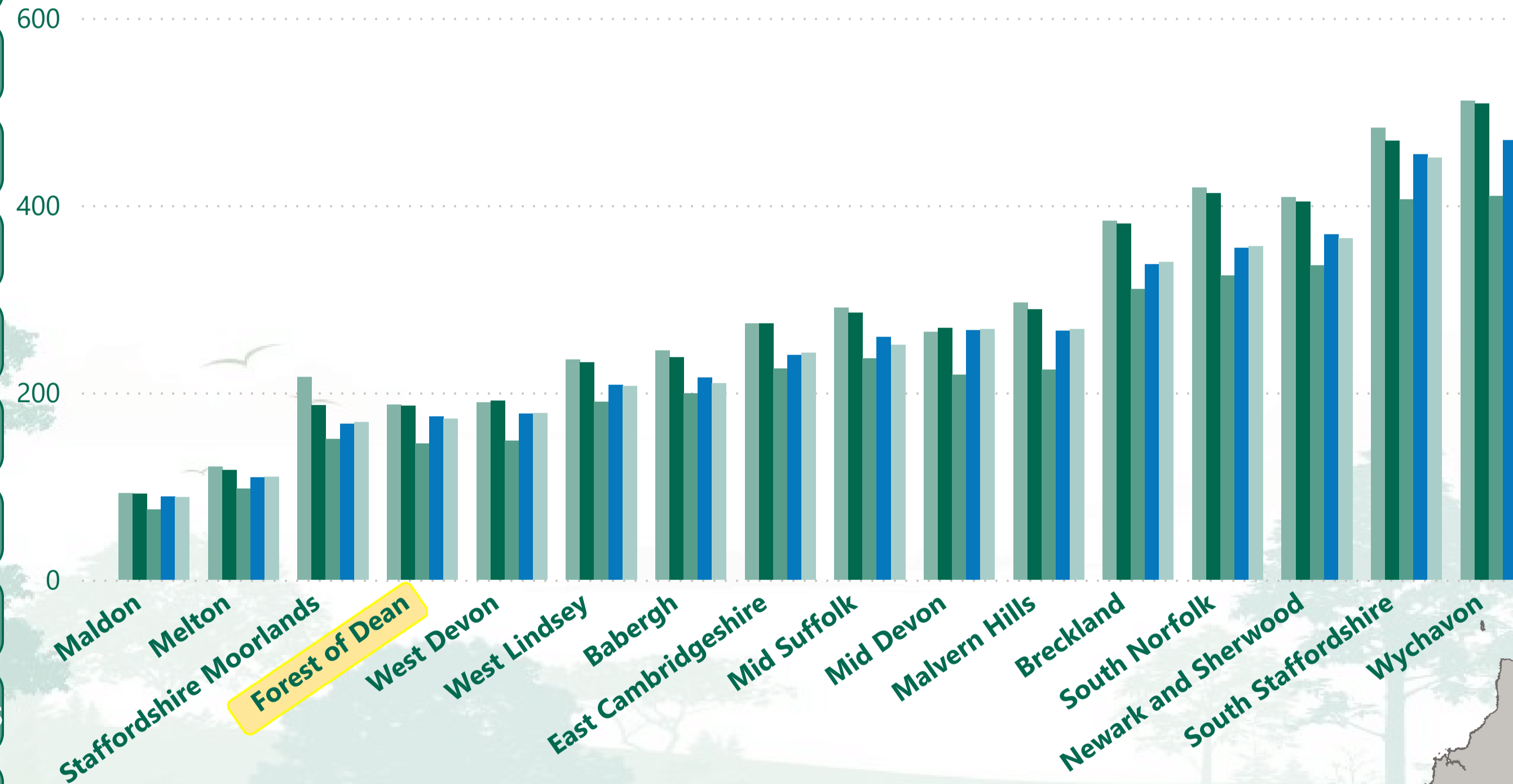
Public Sector Emissions

Transport Emissions

Waste Management Emissions

Home Charging Scheme

Workplace Charging Scheme





Forest of Dean
— DISTRICT COUNCIL —



Back to Priority Home



Back to Climate Overview

Thriving Communities

Decarbonisation and Nature Recovery

Sustainable Economy

Enterprising and Effective Council

Benchmarking - Number of Sockets Installed under the Electric Vehicle Homecharge Scheme (EVHS)

Total Emissions

Number of Sockets Installed under the Electric Vehicle Homecharge Scheme (EVHS) – LG Inform.
Latest dataset is 2022

Total per Capita Emissions

● 2019 ● 2020 ● 2021 ● 2022

Agricultural Emissions

Commercial Emissions

Domestic Emissions

Industrial Emissions

Land use, land use change and forestry Emissions

Public Sector Emissions

Transport Emissions

Waste Management Emissions

Home Charging Scheme

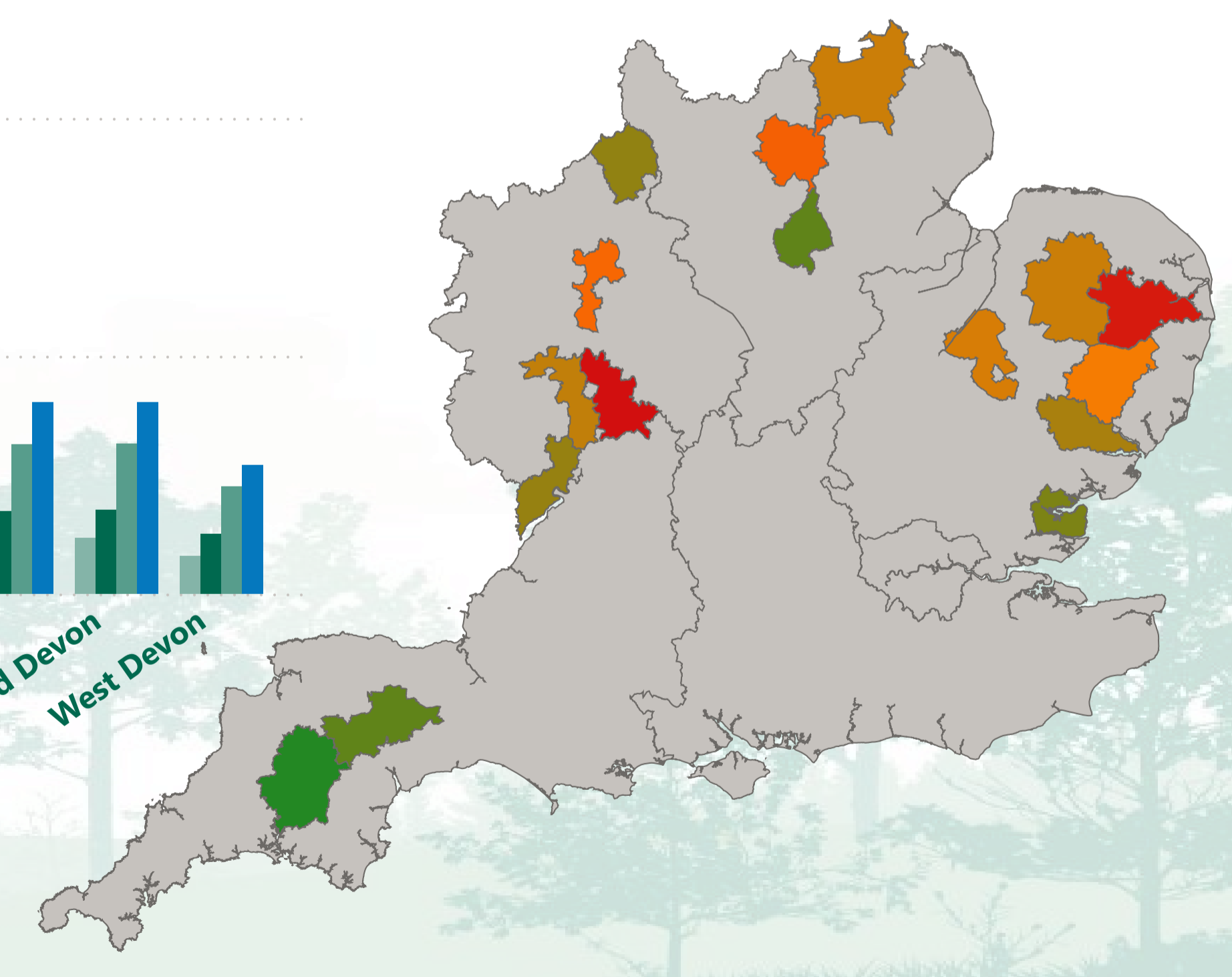
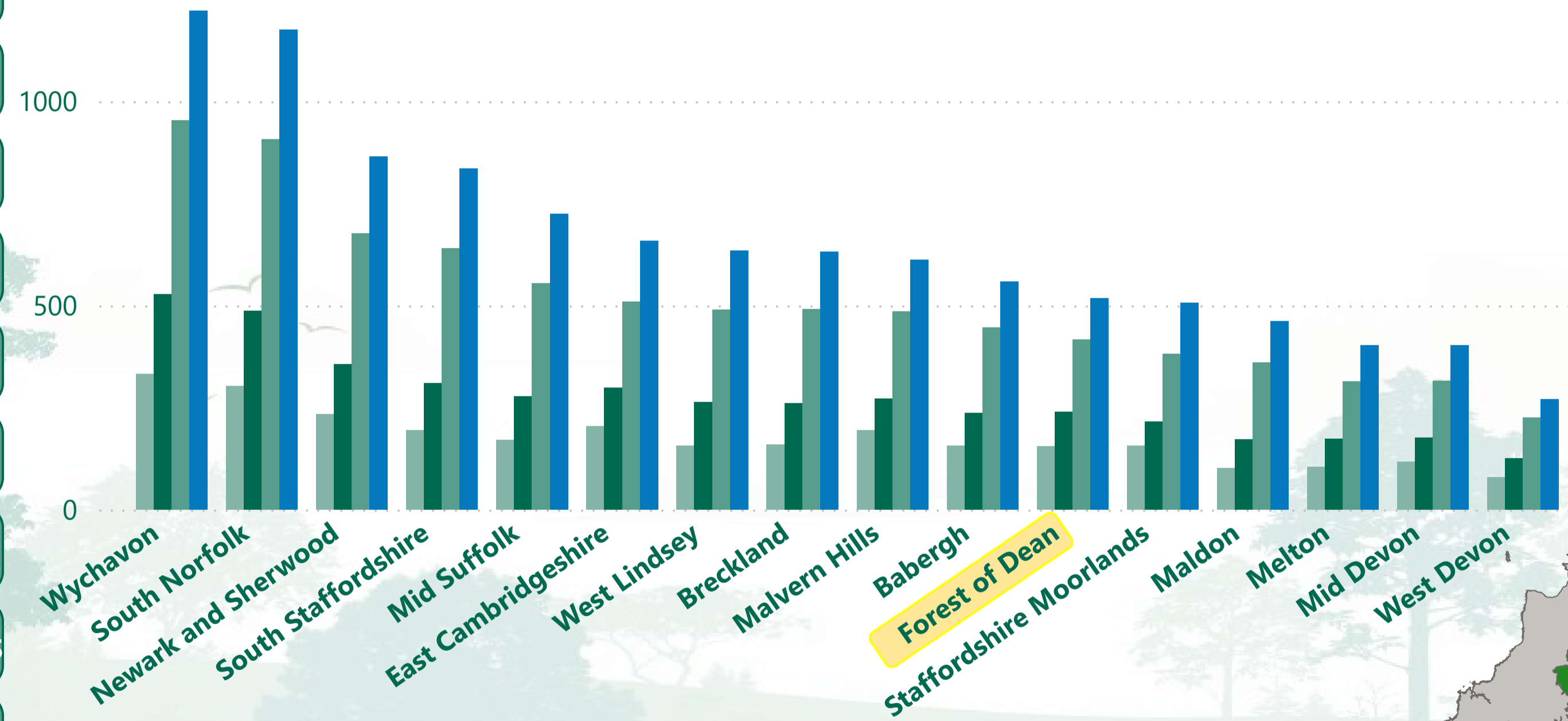
Workplace Charging Scheme

2019

2020

2021

2022





Forest of Dean
— DISTRICT COUNCIL —



Back to Priority Home



Back to Climate Overview

Thriving Communities

Decarbonisation and Nature Recovery

Sustainable Economy

Enterprising and Effective Council

Benchmarking - Number of Sockets Installed under the Workplace Charging Scheme (WCS)

Total Emissions

Number of Sockets Installed under the Workplace Charging Scheme (WCS) – LG Inform. Latest dataset is Jan - Mar 2024

Total per Capita Emissions

● 2021 ● 2022 ● 2023 ● 2024

Agricultural Emissions

Commercial Emissions

Domestic Emissions

Industrial Emissions

Land use, land use change and forestry Emissions

Public Sector Emissions

Transport Emissions

Waste Management Emissions

Home Charging Scheme

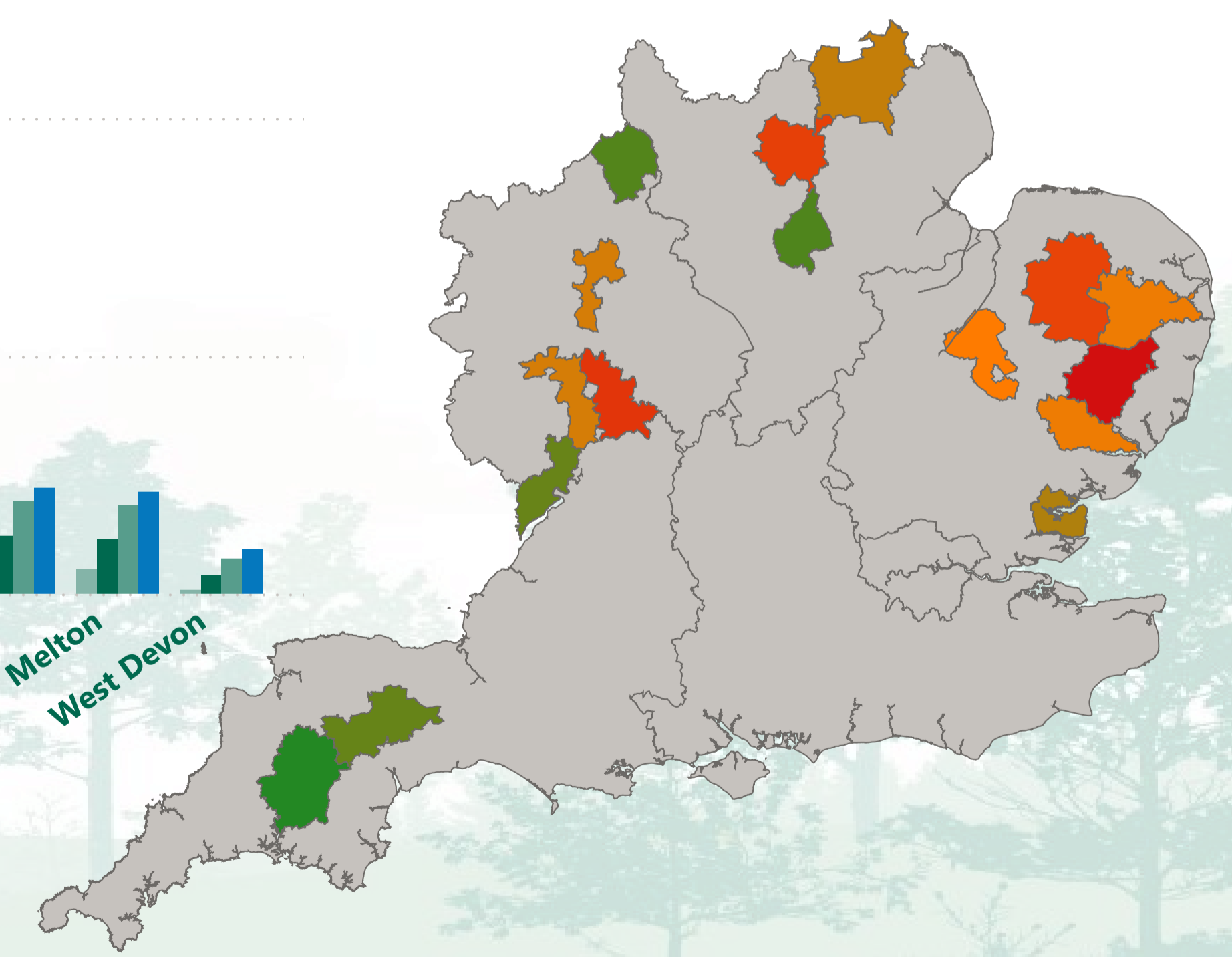
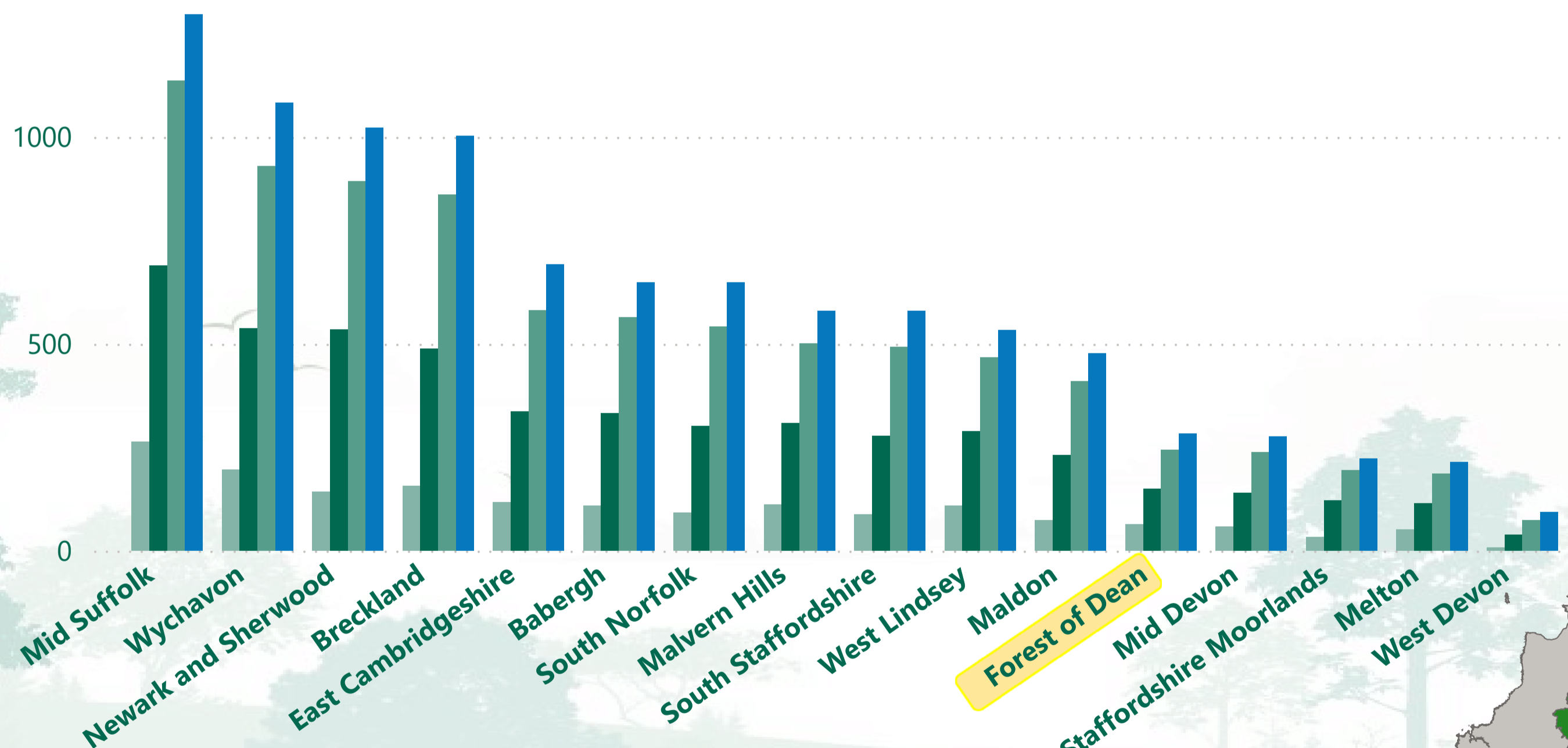
Workplace Charging Scheme

2021

2022

2023

2024





Sustainable Economy

Thriving Communities

Decarbonisation and Nature Recovery

Sustainable Economy

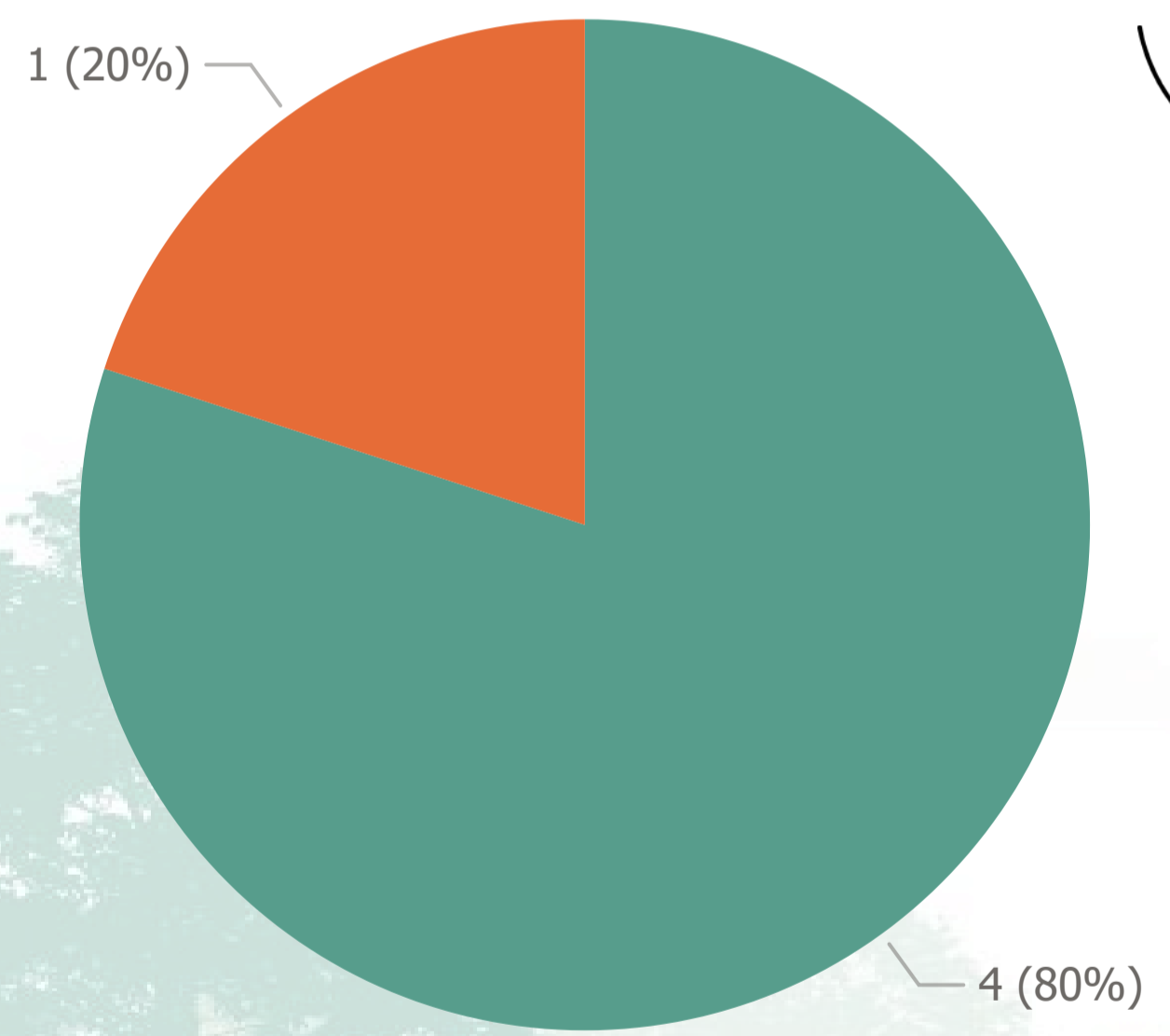
Enterprising and Effective Council

[Click for Related Service Performance](#)

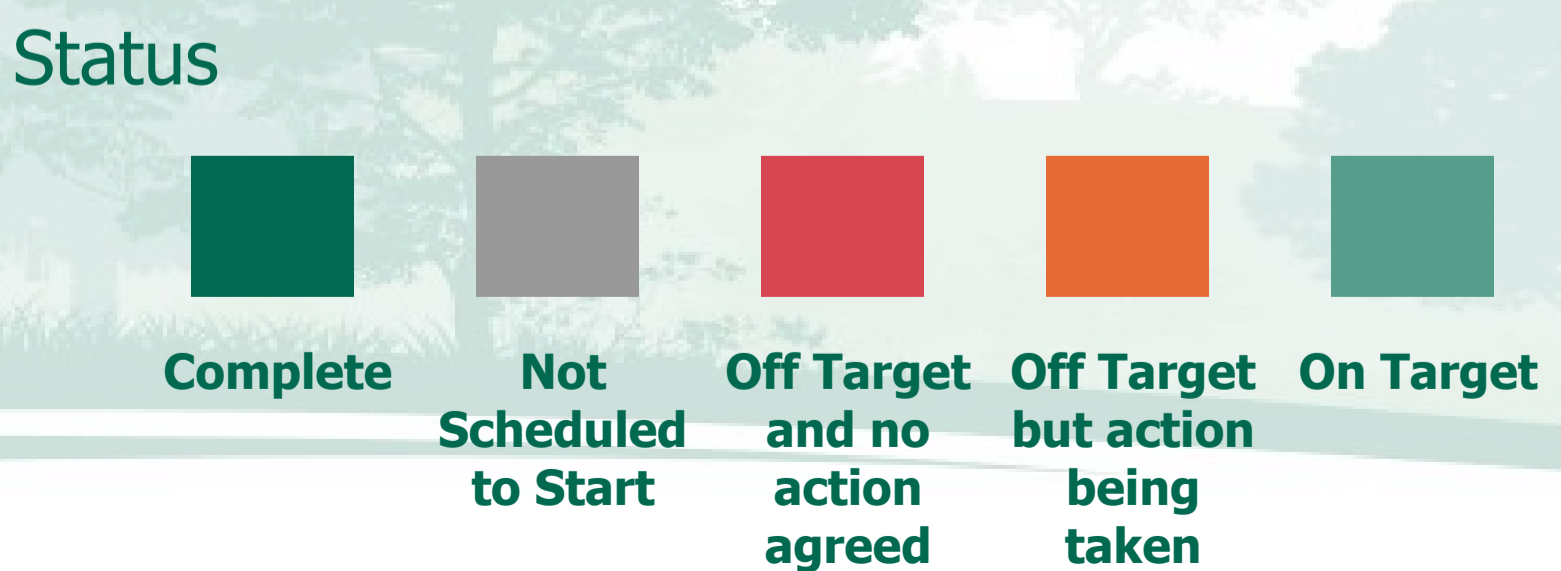
Select a Strategic Focus to filter

Select an Action to enable the 'Further Information' button

- Business Support**
- Circular Economy
- Natural Capital Preservation
- Sustainable Towns
- Workforce Skills



Action	Status
Deliver the agreed UK Shared Prosperity Funding and Rural England Prosperity Fund projects	On Target
Develop and deliver the Low Carbon Business programme	On Target
FoDDC Business Start Up Grant scheme	On Target
Listening to Business programme	On Target
Produce a Sustainable Economy Strategy 2024-2028 and associated Action/Delivery Plan - BS	Off Target but action being taken



Description

Please Select an Action to see description

Click 'Further Information' for details relating to the Action

[Further Information](#)



Sustainable Economy

Thriving Communities

Decarbonisation and Nature Recovery

Sustainable Economy

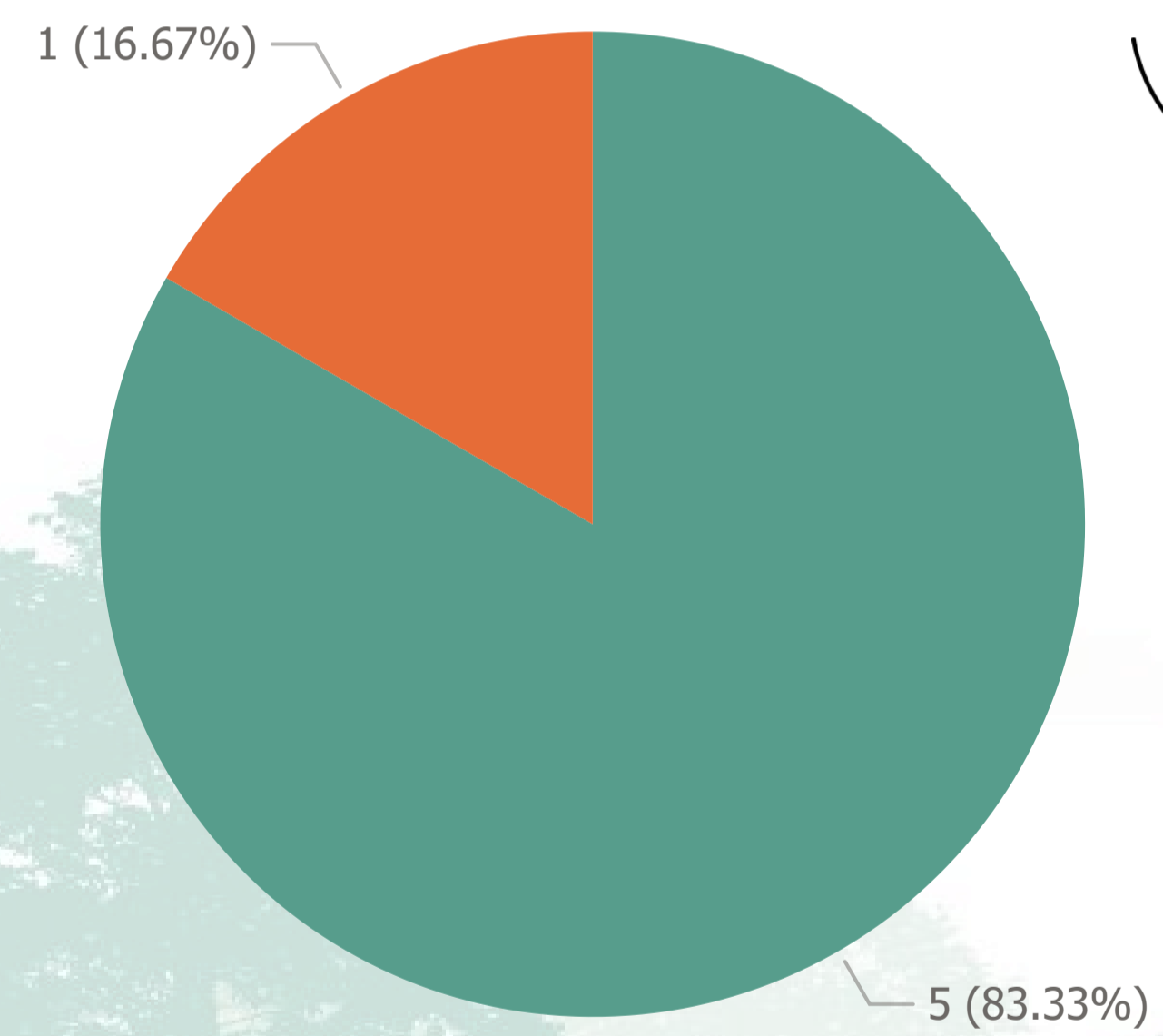
Enterprising and Effective Council

[Click for Related Service Performance](#)

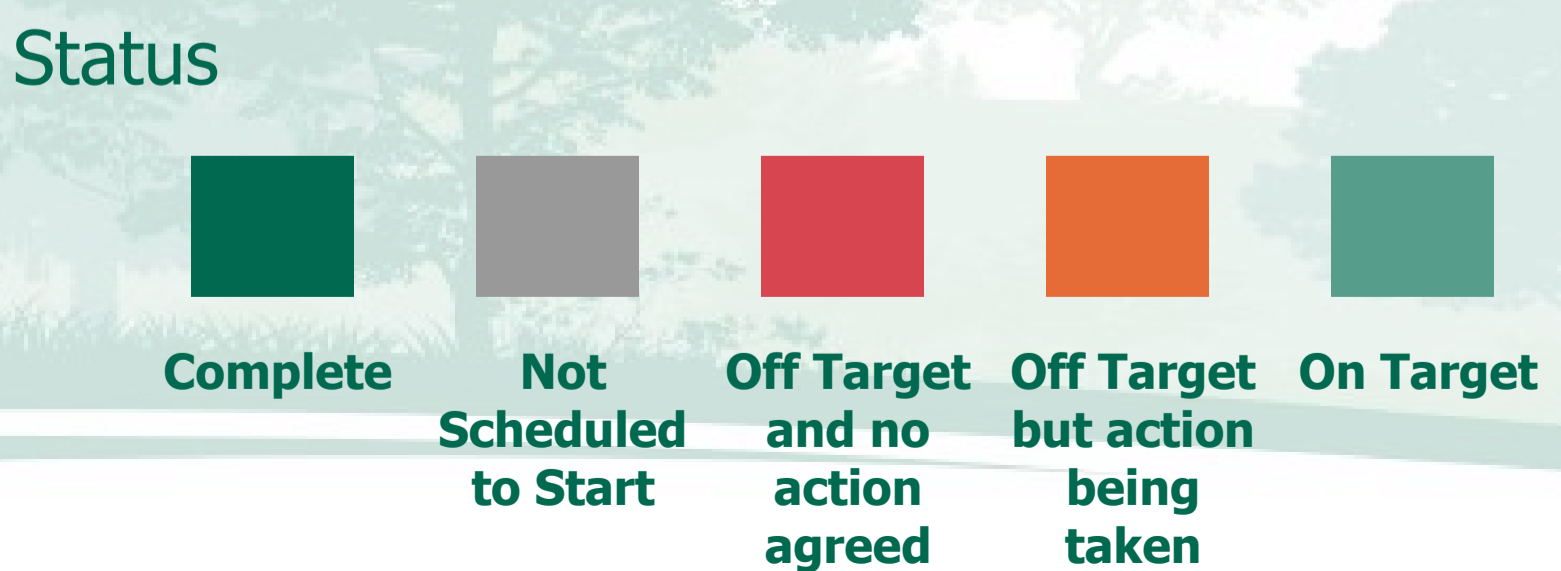
Select a Strategic Focus to filter

Select an Action to enable the 'Further Information' button

- Business Support
- Circular Economy**
- Natural Capital Preservation
- Sustainable Towns
- Workforce Skills



Action	Status
Community wealth building	On Target
Deliver the agreed UK Shared Prosperity Funding projects	On Target
Explore supporting Together Gloucestershire	On Target
Implement the new waste and recycling contract	On Target
Support green travel options to local shops and services	Off Target but action being taken
Use waste and recycling communication campaigns	On Target



Description

Please Select an Action to see description

Click 'Further Information' for details relating to the Action

[Further Information](#)



Sustainable Economy

Thriving Communities

Decarbonisation and Nature Recovery

Sustainable Economy

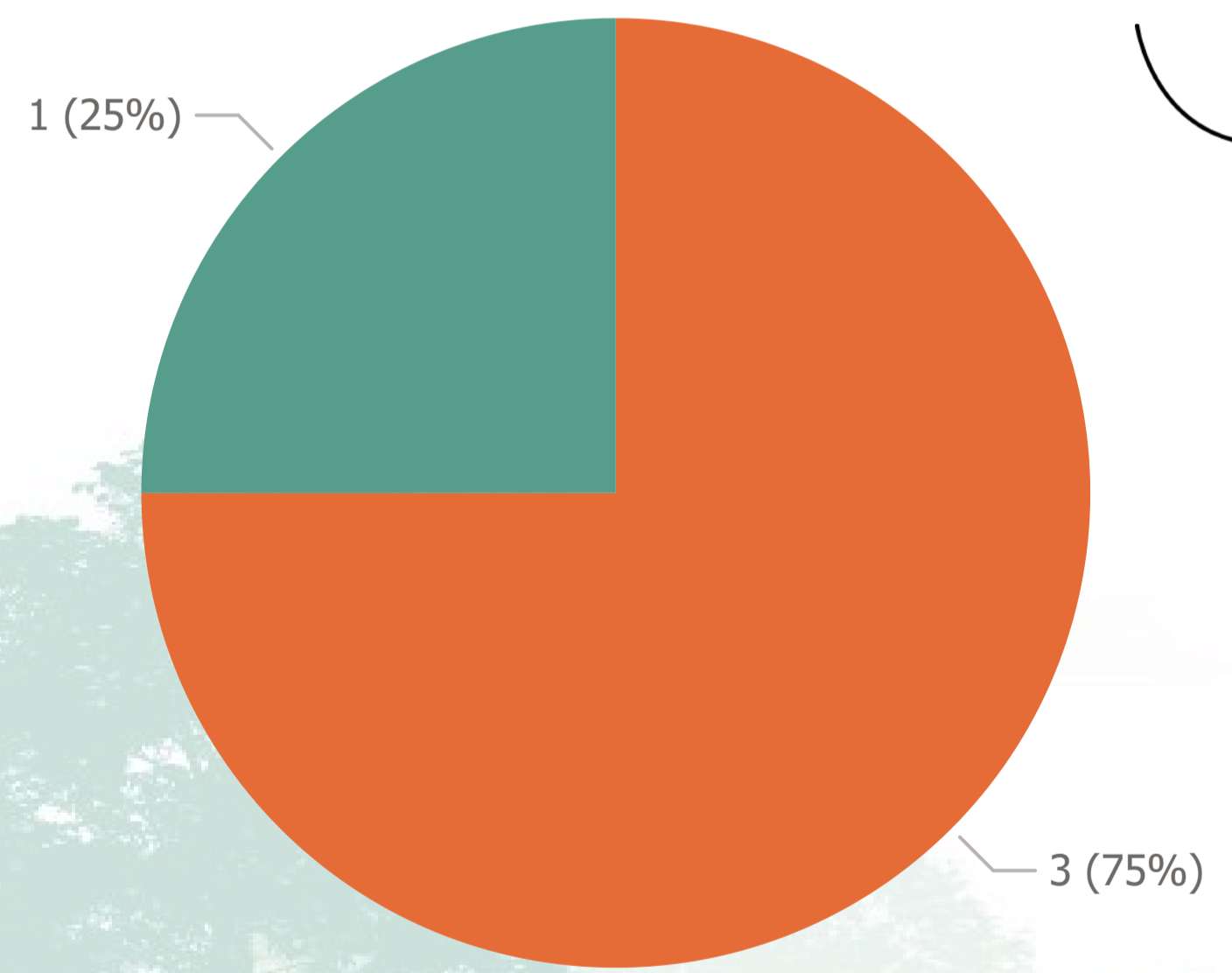
Enterprising and Effective Council

Click for Related Service Performance

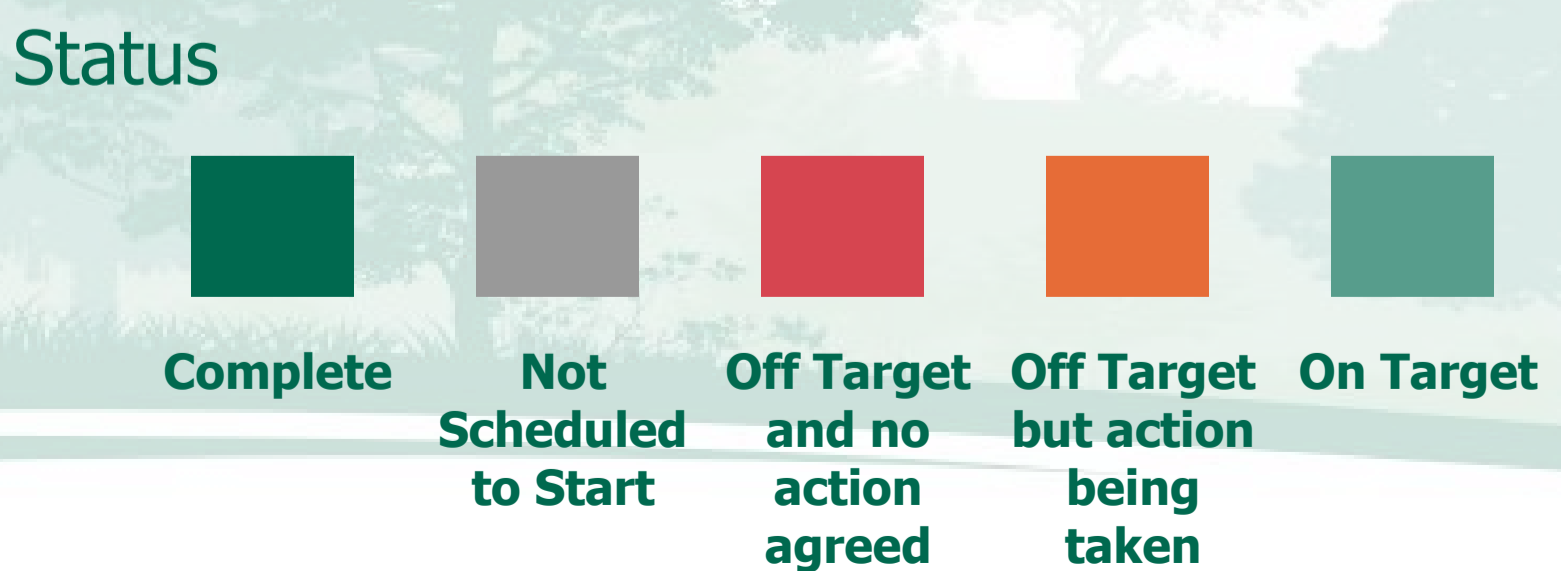
Select a Strategic Focus to filter

Select an Action to enable the 'Further Information' button

- Business Support
- Circular Economy
- Natural Capital Preservation**
- Sustainable Towns
- Workforce Skills



Action	Status
Bring an increased focus to land based businesses	Off Target but action being taken
Encourage farms located adjacent to the River Wye & River Severn	Off Target but action being taken
Reconciling the protection of biodiversity with its sustainable us	On Target
Support the marketing & promotion of slow tourism	Off Target but action being taken



Description

Please Select an Action to see description

Click 'Further Information' for details relating to the Action

Further Information



Sustainable Economy

Thriving Communities

Decarbonisation and Nature Recovery

Sustainable Economy

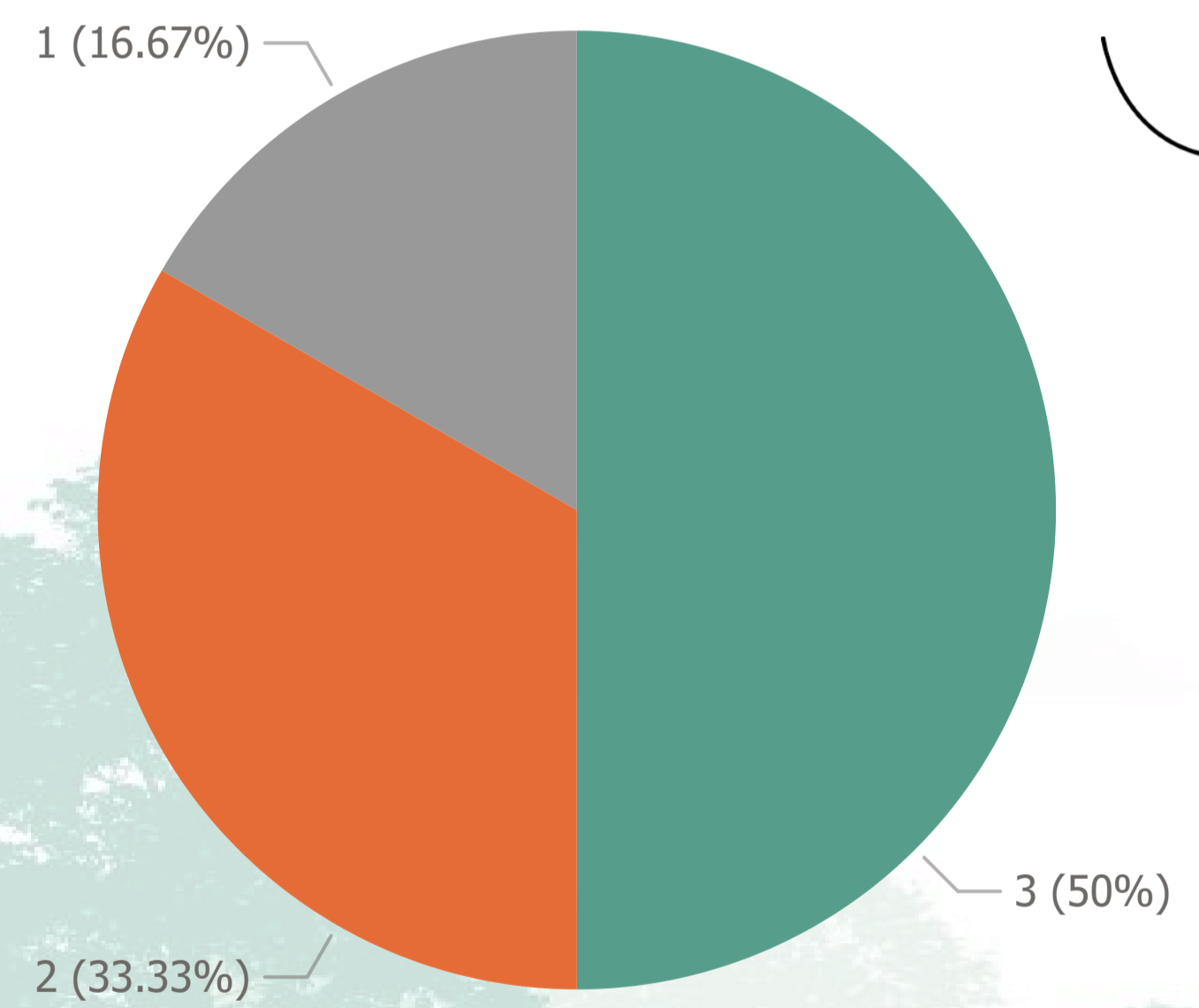
Enterprising and Effective Council

[Click for Related Service Performance](#)

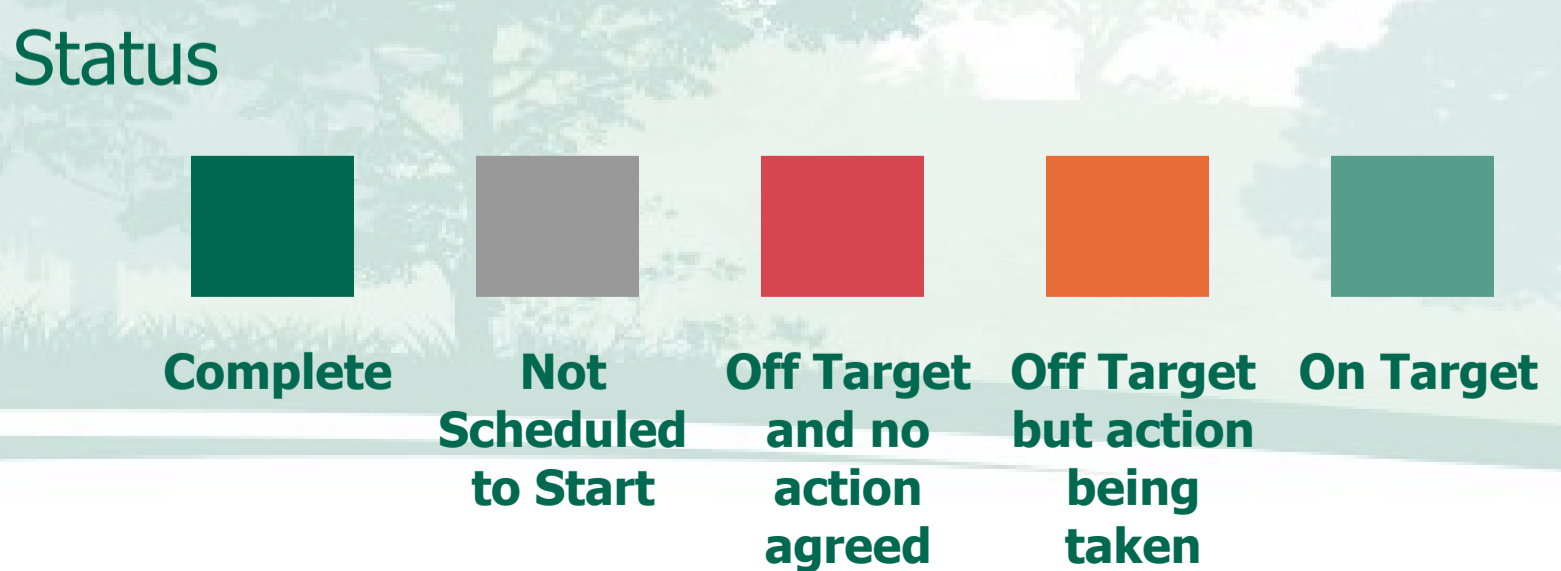
Select a Strategic Focus to filter

Select an Action to enable the 'Further Information' button

- Business Support
- Circular Economy
- Natural Capital Preservation
- Sustainable Towns**
- Workforce Skills



Action	Status
Convene regular meetings with our town councils	On Target
Deliver UK Shared Prosperity Funding initiatives	On Target
Economic resilience focus for the town centres	Off Target but action being taken
FoDDC Town Centre Audit Reports	On Target
Implement a framework for market town regeneration	Off Target but action being taken
Work with our town councils to make our town centres more sustainable and attractive places to visit and live	Not Scheduled to Start



Description

Please Select an Action to see description

Click 'Further Information' for details relating to the Action

[Further Information](#)



Sustainable Economy

Thriving Communities

Decarbonisation and Nature Recovery

Sustainable Economy

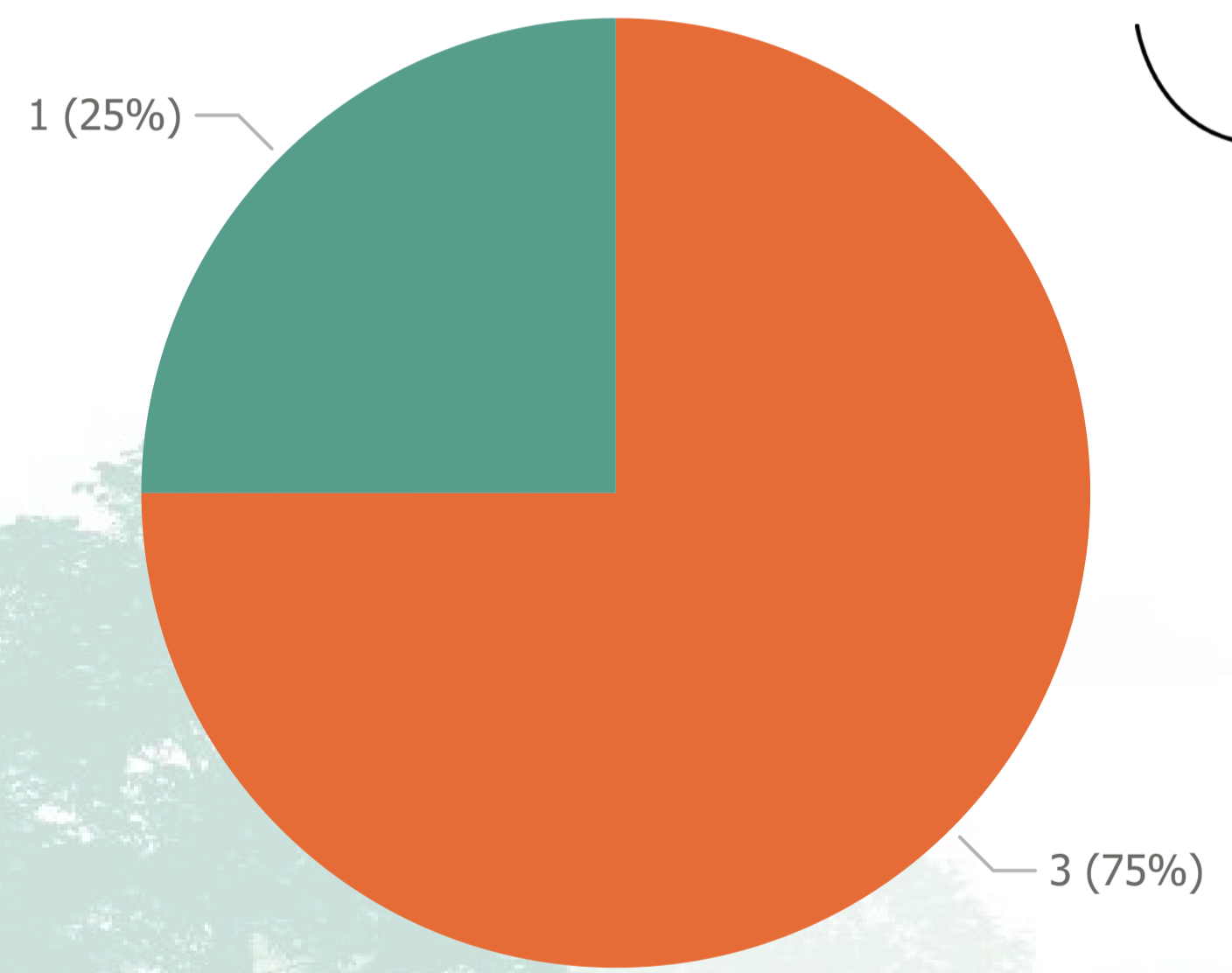
Enterprising and Effective Council

[Click for Related Service Performance](#)

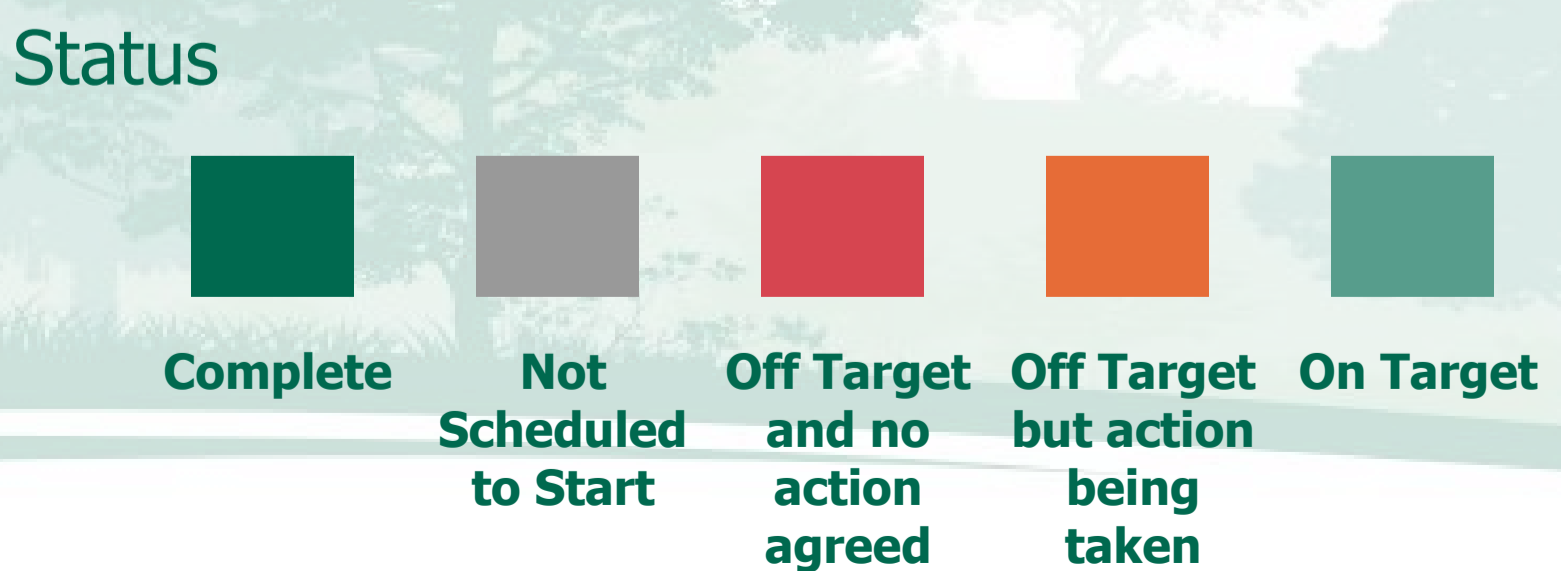
Select a Strategic Focus to filter

Select an Action to enable the 'Further Information' button

- Business Support
- Circular Economy
- Natural Capital Preservation
- Sustainable Towns
- Workforce Skills



Action	Status
Continue to be a funding partner of the Gloucestershire Growth Hub Network - Forest Growth Hub	Off Target but action being taken
Continue to be active and influencing partner on Forest Economic Partnership	On Target
Link Transition to Net Zero training	Off Target but action being taken
Produce a Sustainable Economy Strategy 2024-2028 and associated Action/Delivery Plan - WS	Off Target but action being taken



Description

Please Select an Action to see description

Click 'Further Information' for details relating to the Action

[Further Information](#)



Forest of Dean
— DISTRICT COUNCIL —

[Click for Detailed Service Performance](#)

[Click for How do we Compare?](#)

Thriving Communities

Decarbonisation and Nature Recovery

Sustainable Economy

Enterprising and Effective Council

Sustainable Economy Service Performance 'At A Glance'

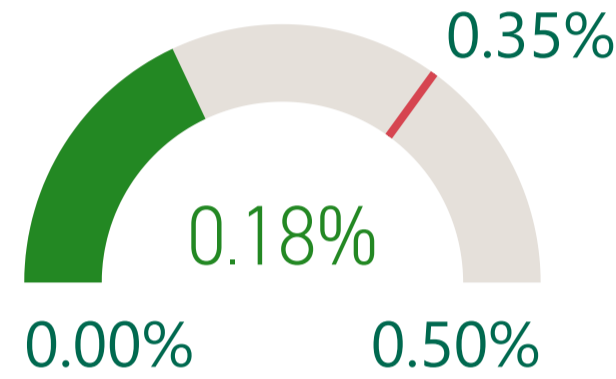
% Council Tax Collected

53.59%

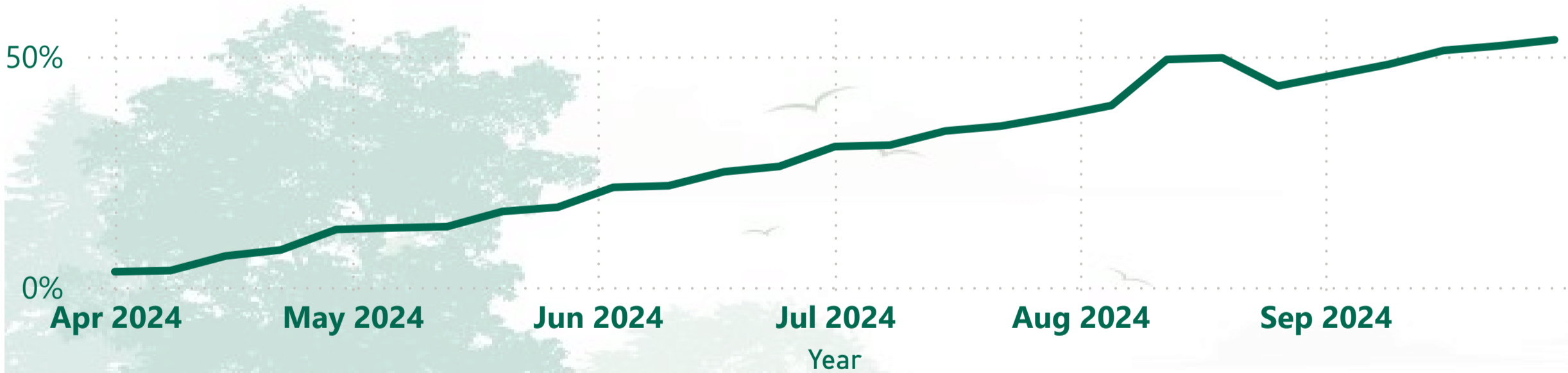
% Non-Domestic Rates Collected

57.21%

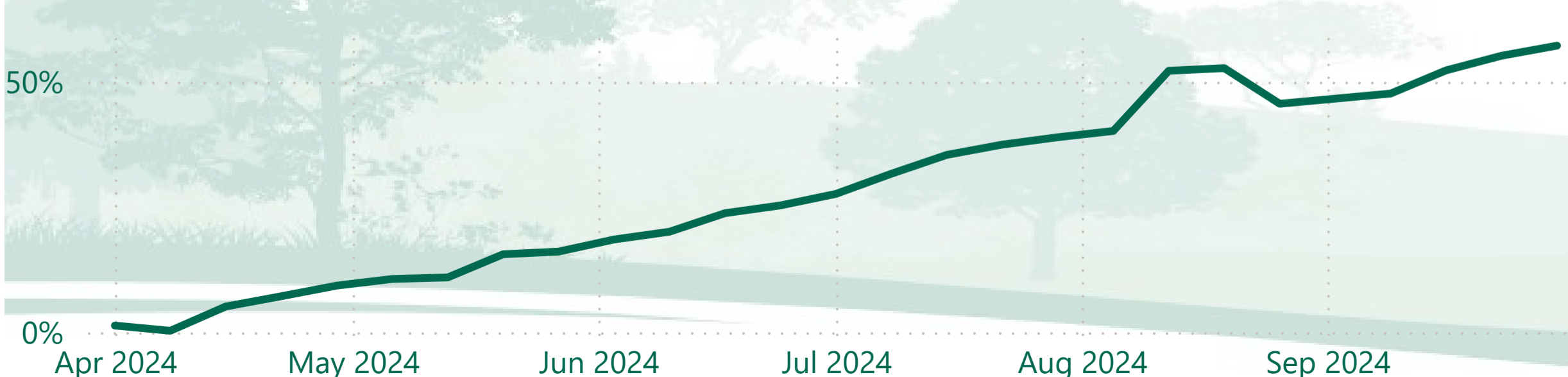
% Housing Benefit overpayment due to LA error/admin delay



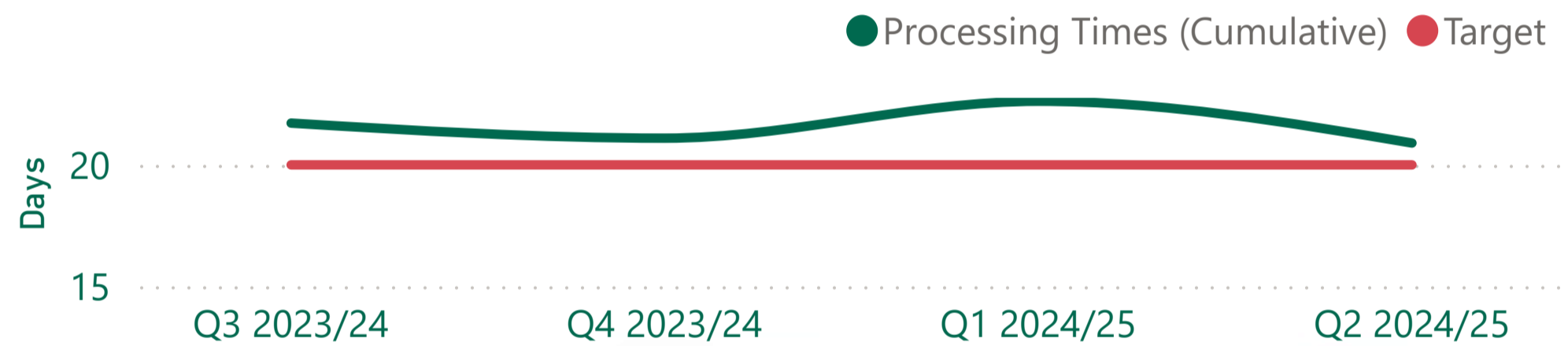
% of Council Tax Collected 2024-2025




% of Non-Domestic Rates Collected 2024-2025




Average Processing times for Council Tax Support New Claims



Average Processing times for Council Tax Support Change of Events



Average Processing times for Housing Benefit Change of Circumstances





Forest of Dean
— DISTRICT COUNCIL —



Back to Priority Home



Back to Service Performance

Thriving Communities

Decarbonisation and Nature Recovery

Sustainable Economy

Enterprising and Effective Council

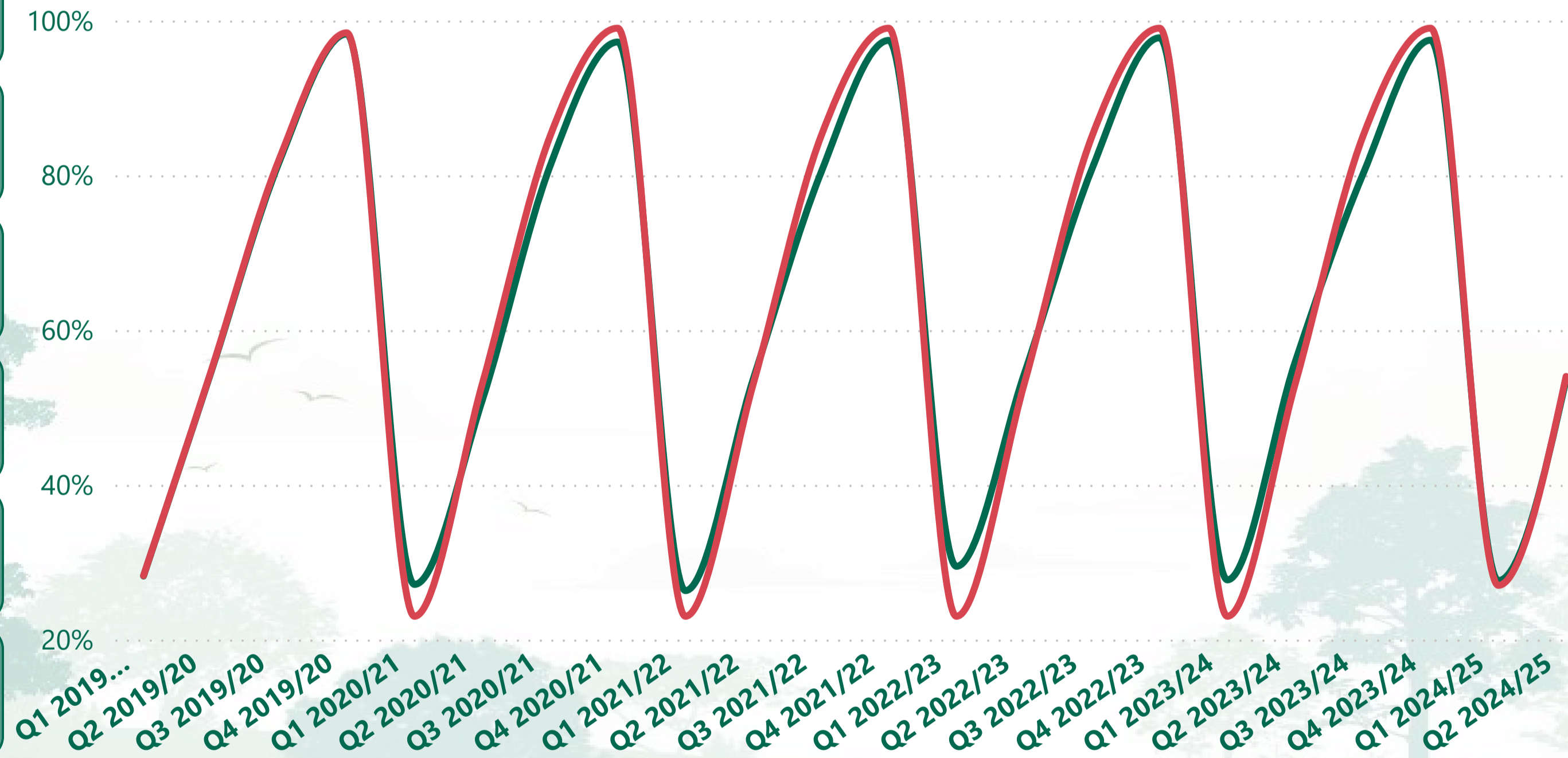
Service Performance - Council Tax Collected

% Council Tax Collected

Direction of Travel

- Council Tax
- Non-Domestic Rates
- % Overpayment - LA Error
- CTS - New Claims
- CTS - Changes
- HB - Changes

● % Collected ● Target



Against Last Year



Q2 2024/25

53.59%
Collected

54.00%
Target



Forest of Dean
— DISTRICT COUNCIL —



Back to Priority Home



Back to Service Performance

Thriving Communities

Decarbonisation and Nature Recovery

Sustainable Economy

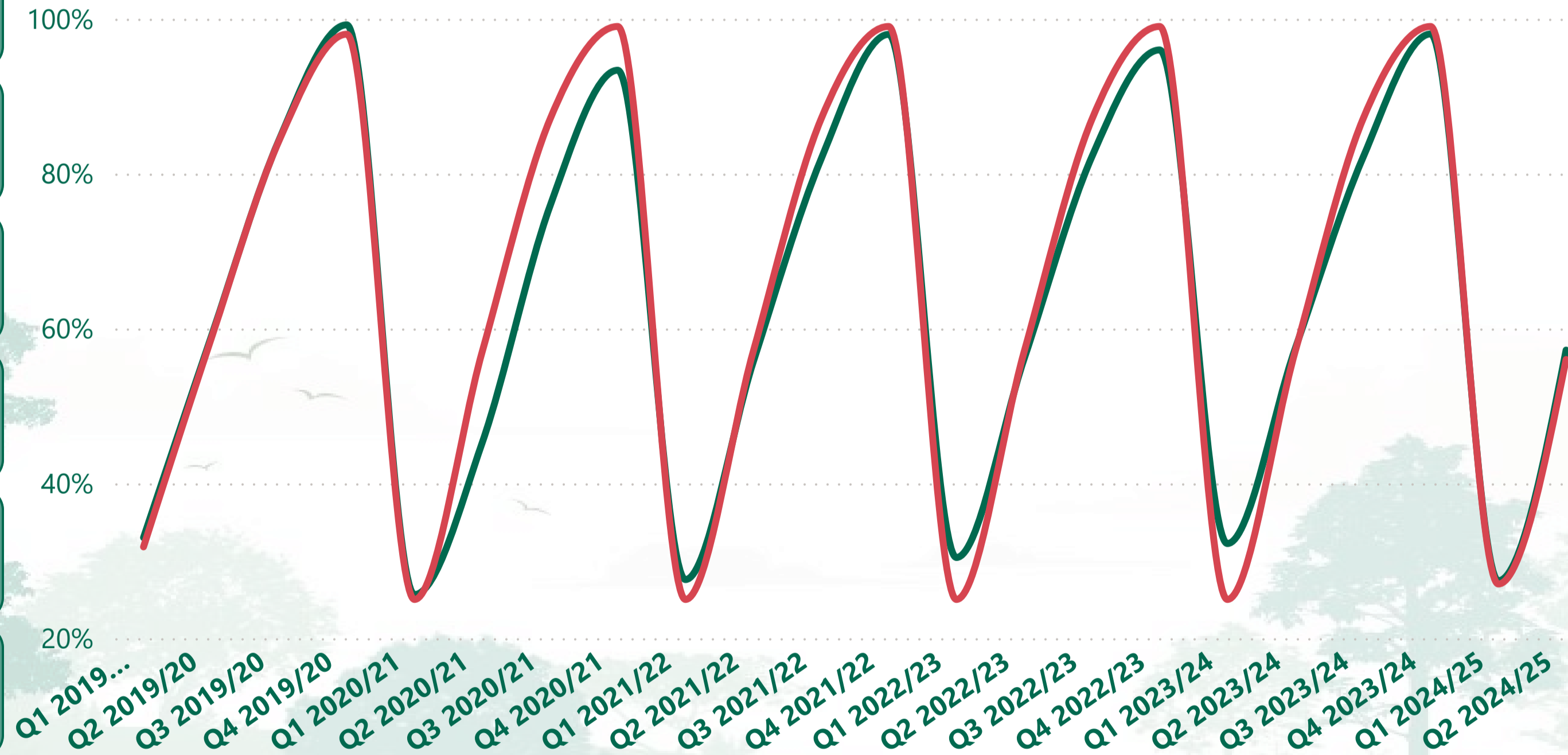
Enterprising and Effective Council

Service Performance - Non-Domestic Rates Collected

% Non-Domestic Rates Collected

Direction of Travel

● % Collected ● Target



Against Last Year



Q2 2024/25

57.21%
Collected

56.00%
Target

Council Tax

Non-Domestic Rates

% Overpayment - LA Error

CTS - New Claims

CTS - Changes

HB - Changes



Forest of Dean
— DISTRICT COUNCIL —



Back to Priority Home



Back to Service Performance

Thriving Communities

Decarbonisation and Nature Recovery

Sustainable Economy

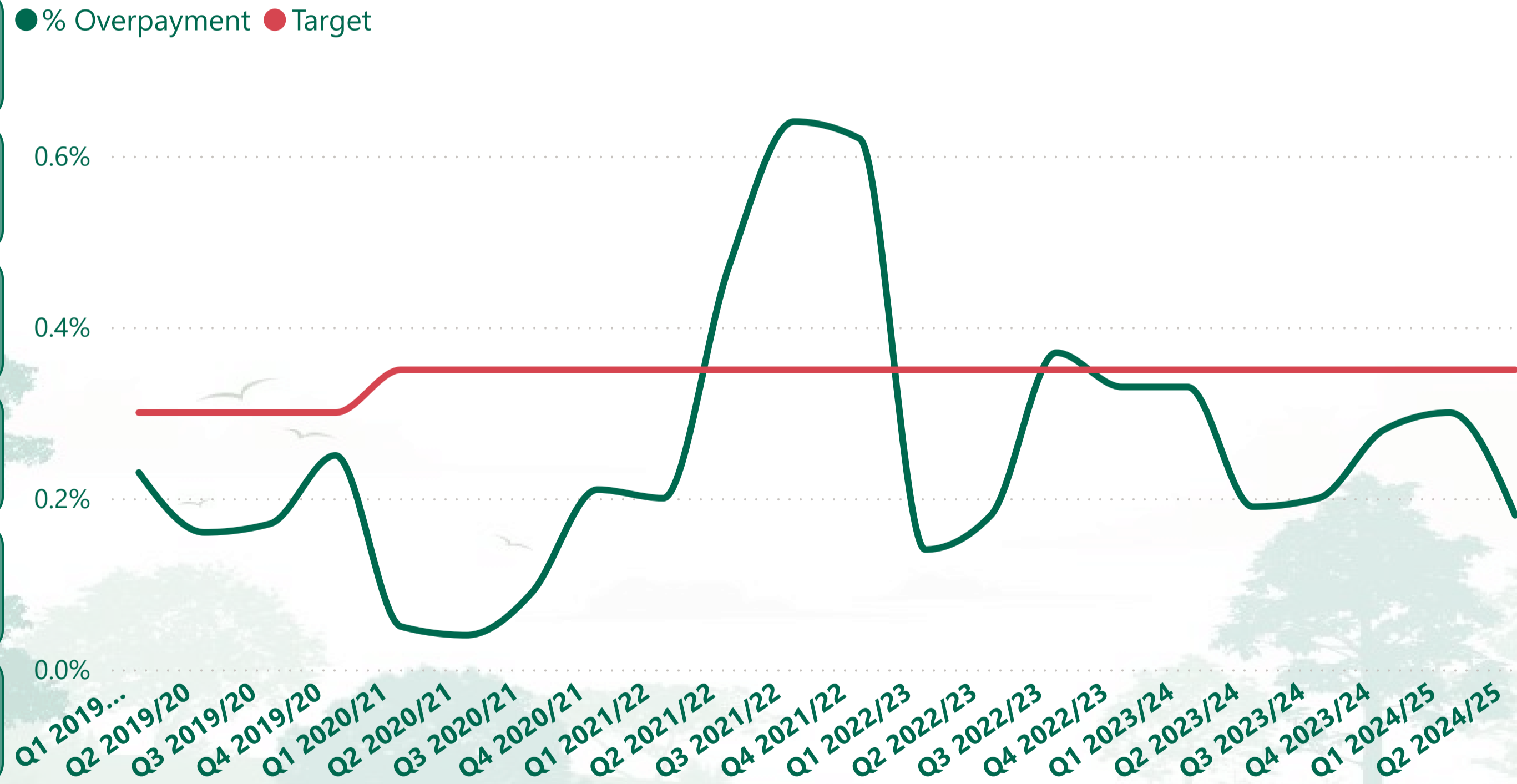
Enterprising and Effective Council

Service Performance - % of Housing Benefit overpayment due to LA error/admin delay

% of Housing Benefit overpayment due to LA error/admin delay

Direction of Travel

- Council Tax
- Non-Domestic Rates
- % Overpayment - LA Error
- CTS - New Claims
- CTS - Changes
- HB - Changes



Against last Quarter



Against Last Year



Q2 2024/25

0.18%
Overpayment

0.35%
Target



Forest of Dean
— DISTRICT COUNCIL —



Back to Priority Home



Back to Service Performance

Thriving Communities

Decarbonisation and Nature Recovery

Sustainable Economy

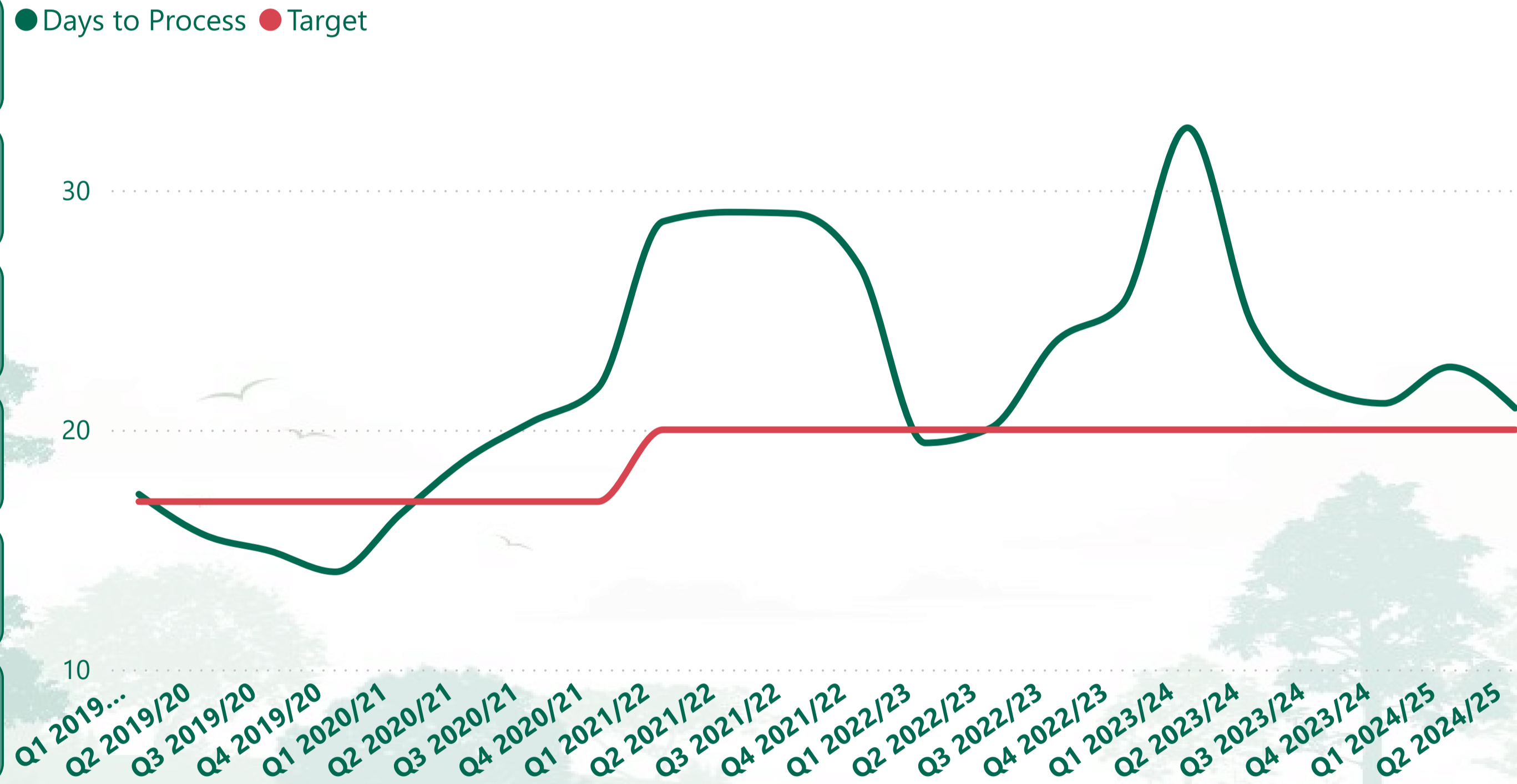
Enterprising and Effective Council

Service Performance - Processing times for Council Tax Support new claims

Processing times for Council Tax Support new claims

Direction of Travel

- Council Tax
- Non-Domestic Rates
- % Overpayment - LA Error
- CTS - New Claims
- CTS - Changes
- HB - Changes



Against last Quarter



Against Last Year



Q2 2024/25

20.90
Days to Process

20
Target



Forest of Dean
— DISTRICT COUNCIL —



Back to Priority Home



Back to Service Performance

Thriving Communities

Decarbonisation and Nature Recovery

Sustainable Economy

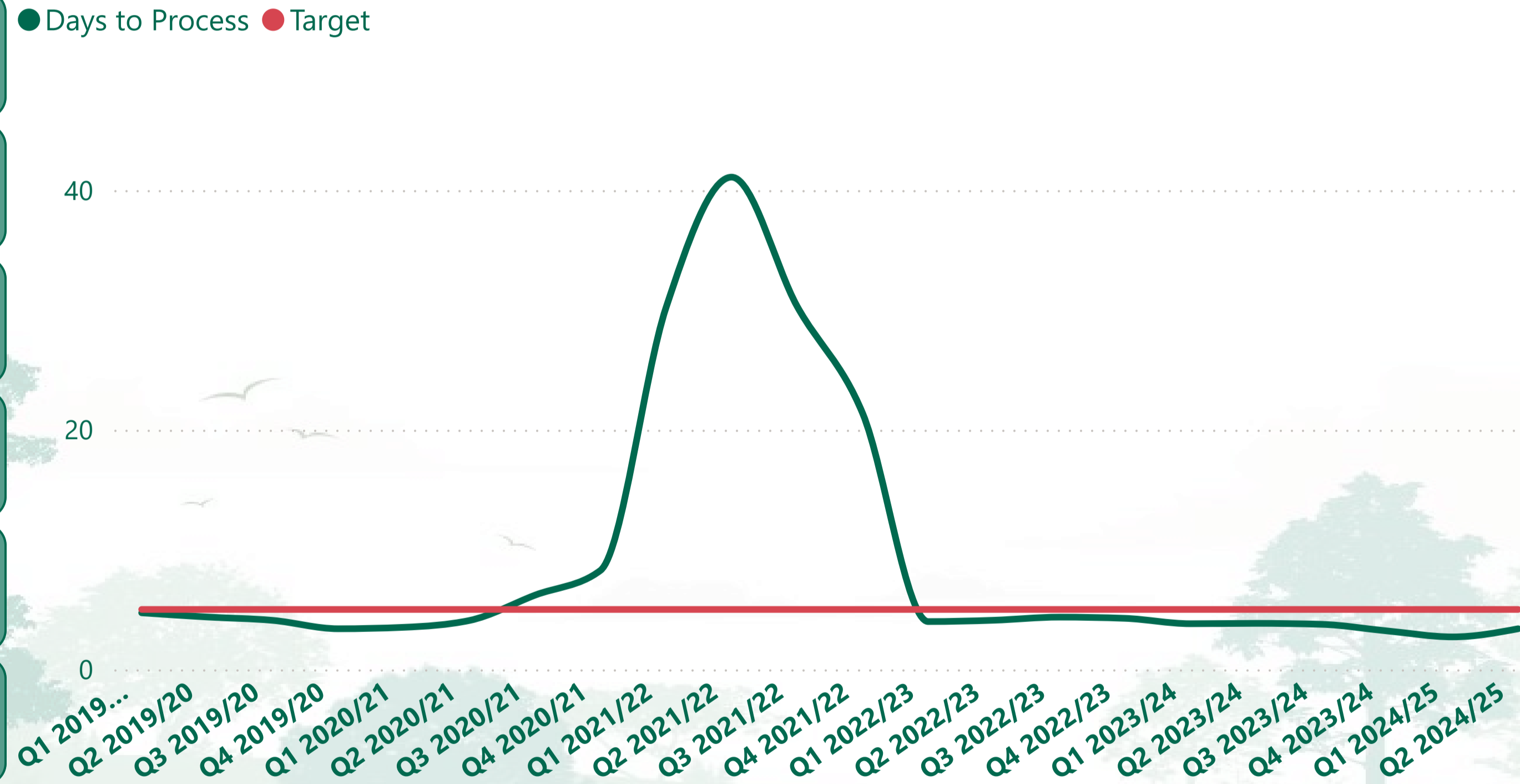
Enterprising and Effective Council

Service Performance - Processing times for Council Tax Support Change of Events

Processing times for Council Tax Support Change of Events

Direction of Travel

- Council Tax
- Non-Domestic Rates
- % Overpayment - LA Error
- CTS - New Claims
- CTS - Changes
- HB - Changes



Against last Quarter

Against Last Year

Q2 2024/25

3.39
Days to Process

5
Target





Forest of Dean
— DISTRICT COUNCIL —



Back to Priority Home



Back to Service Performance

Thriving Communities

Decarbonisation and Nature Recovery

Sustainable Economy

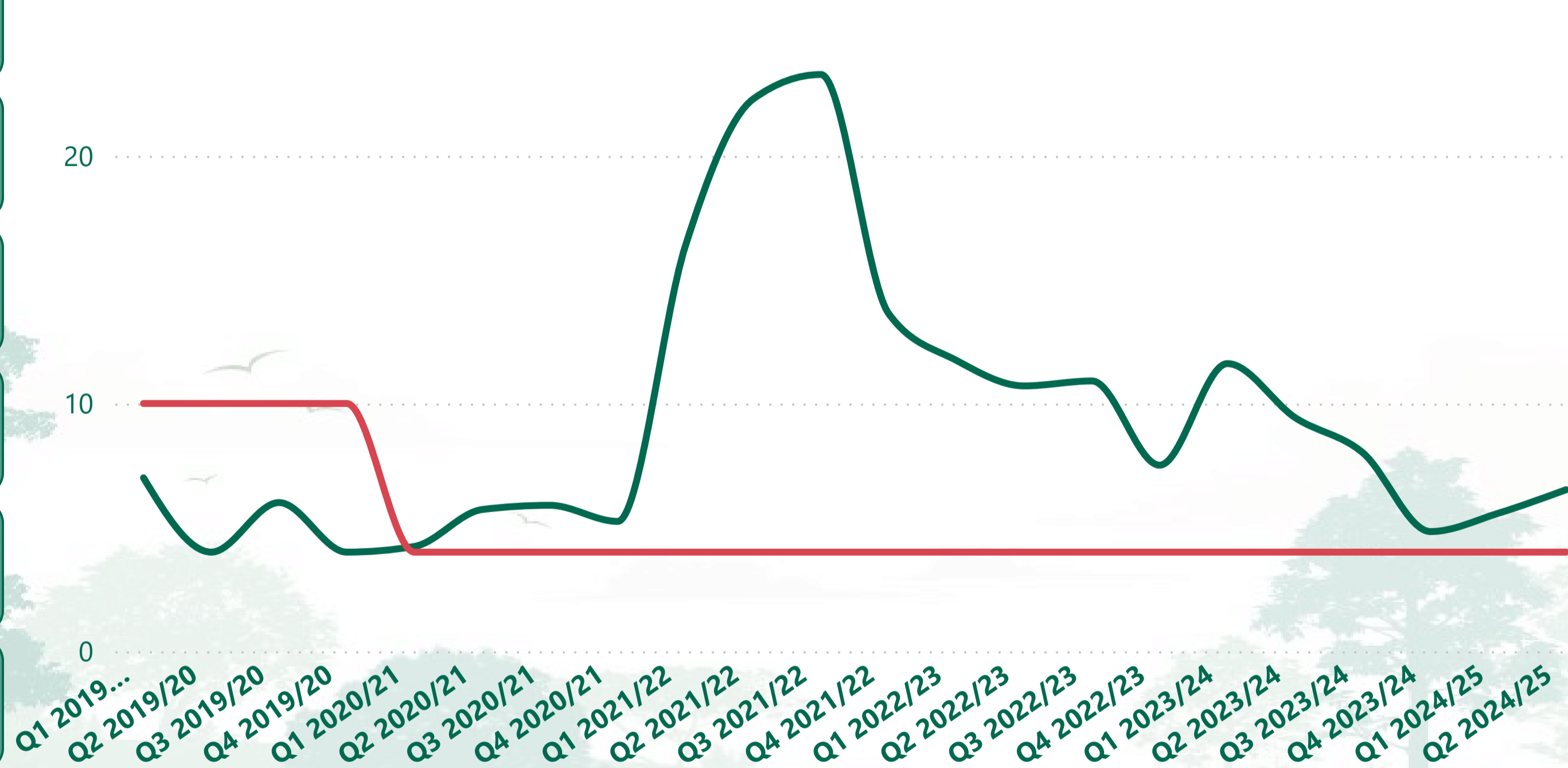
Enterprising and Effective Council

Service Performance - Processing times for Housing Benefit Change of Circumstances

Processing times for Housing Benefit Change of Circumstances

Direction of Travel

● Days to Process ● Target



Against last Quarter



Against Last Year



Q2 2024/25

6.52
Days to Process

4
Target

- Council Tax
- Non-Domestic Rates
- % Overpayment - LA Error
- CTS - New Claims
- CTS - Changes
- HB - Changes



Forest of Dean
— DISTRICT COUNCIL —



Back to Priority Home



Back to Service Performance

Thriving Communities

Decarbonisation and Nature Recovery

Sustainable Economy

Enterprising and Effective Council

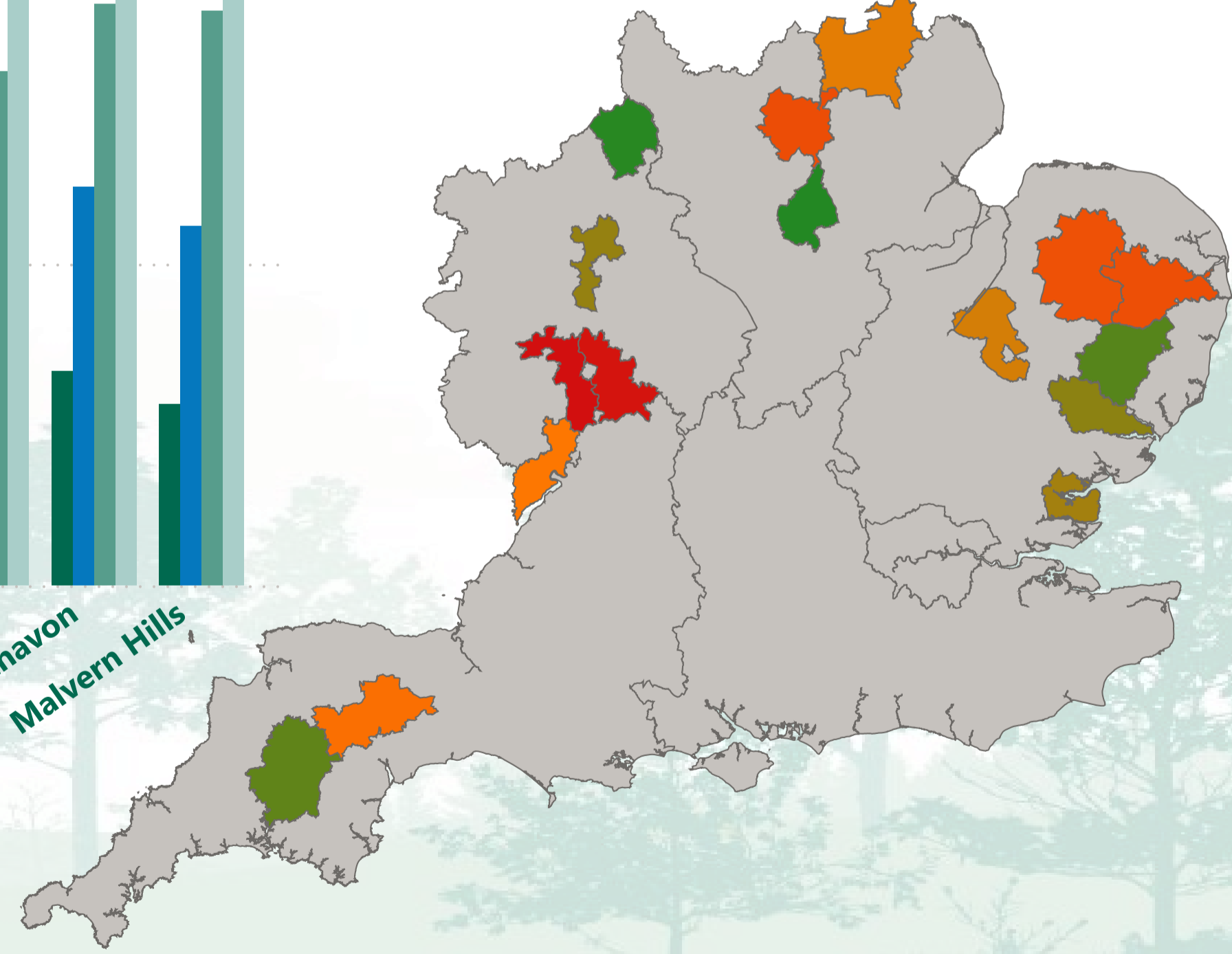
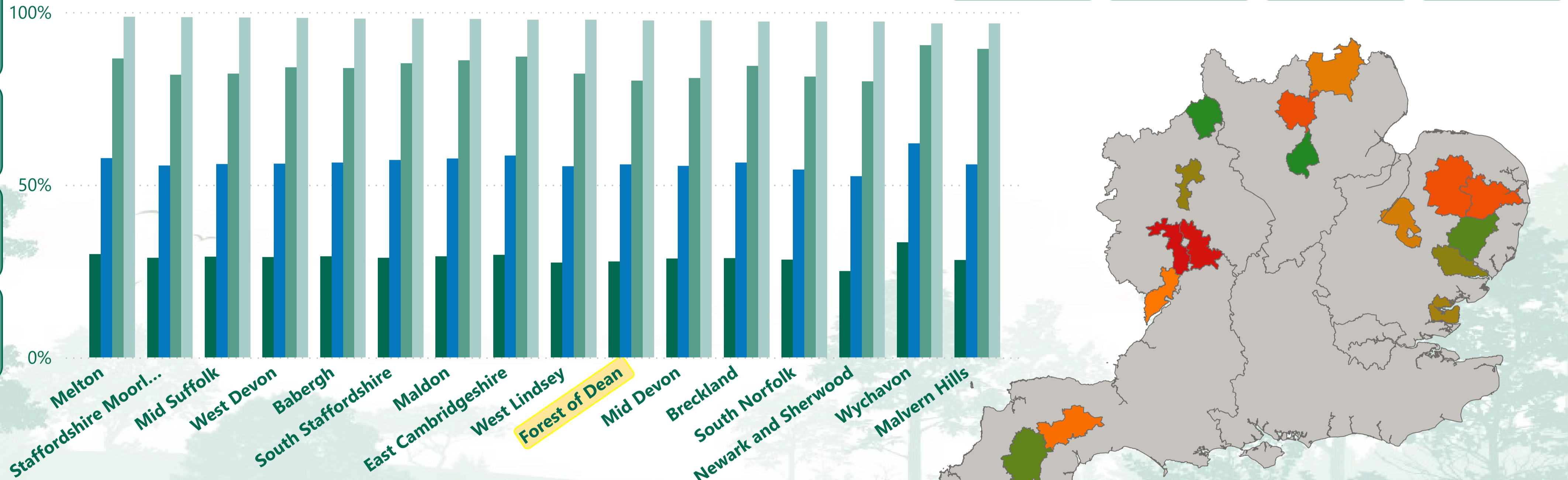
Benchmarking - Council Tax Collected

Benchmarking via Gov.uk Tables and Individual Council Websites using CIPFA Nearest Neighbours - Latest dataset is up to March '24 (Q4 2023-24)

● Q1 23/24 ● Q2 23/24 ● Q3 23/24 ● Q4 23/24

Q1 23/24 Q2 23/24 Q3 23/24 Q4 23/24

- Council Tax
- Non-Domestic Rates
- CTS Claimants
- Housing Benefit CoC





Forest of Dean
— DISTRICT COUNCIL —



Back to Priority Home



Back to Service Performance

Thriving Communities

Decarbonisation and Nature Recovery

Sustainable Economy

Enterprising and Effective Council

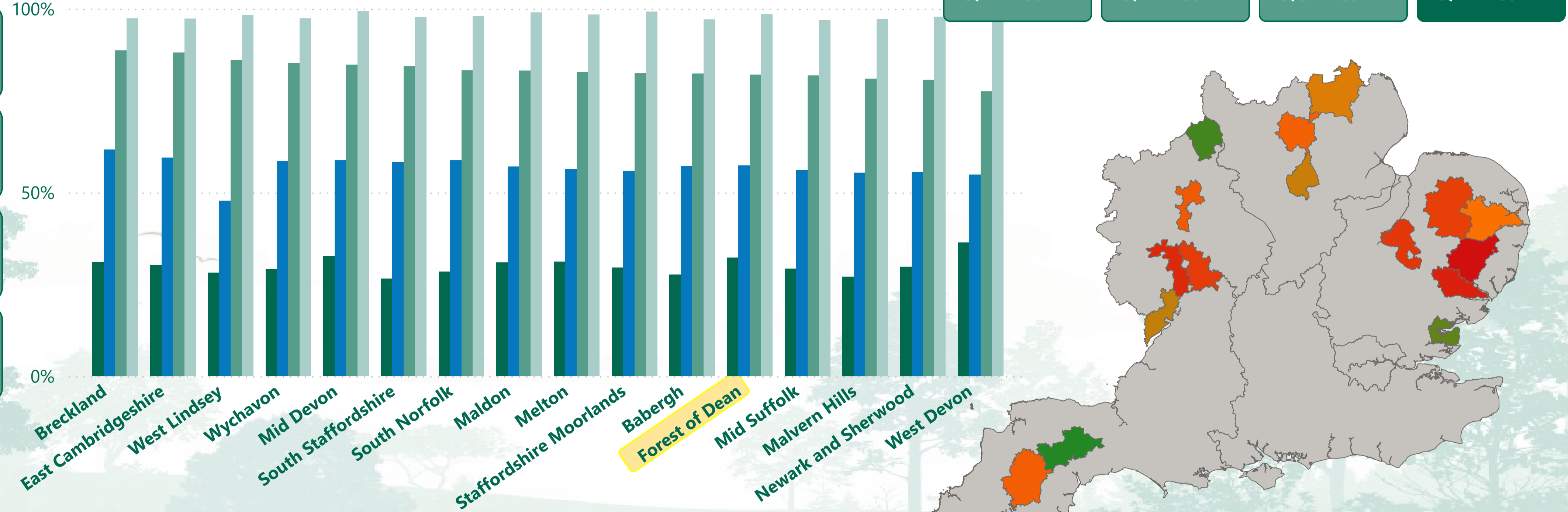
Benchmarking - Non-Domestic Rates Collected

Benchmarking via Gov.uk Tables and Individual Council Websites using CIPFA Nearest Neighbours - Latest dataset is up to March '24 (Q4 2023-24)

● Q1 23/24 ● Q2 23/24 ● Q3 23/24 ● Q4 23/24

Q1 23/24 Q2 23/24 Q3 23/24 Q4 23/24

- Council Tax
- Non-Domestic Rates
- CTS Claimants
- Housing Benefit CoC



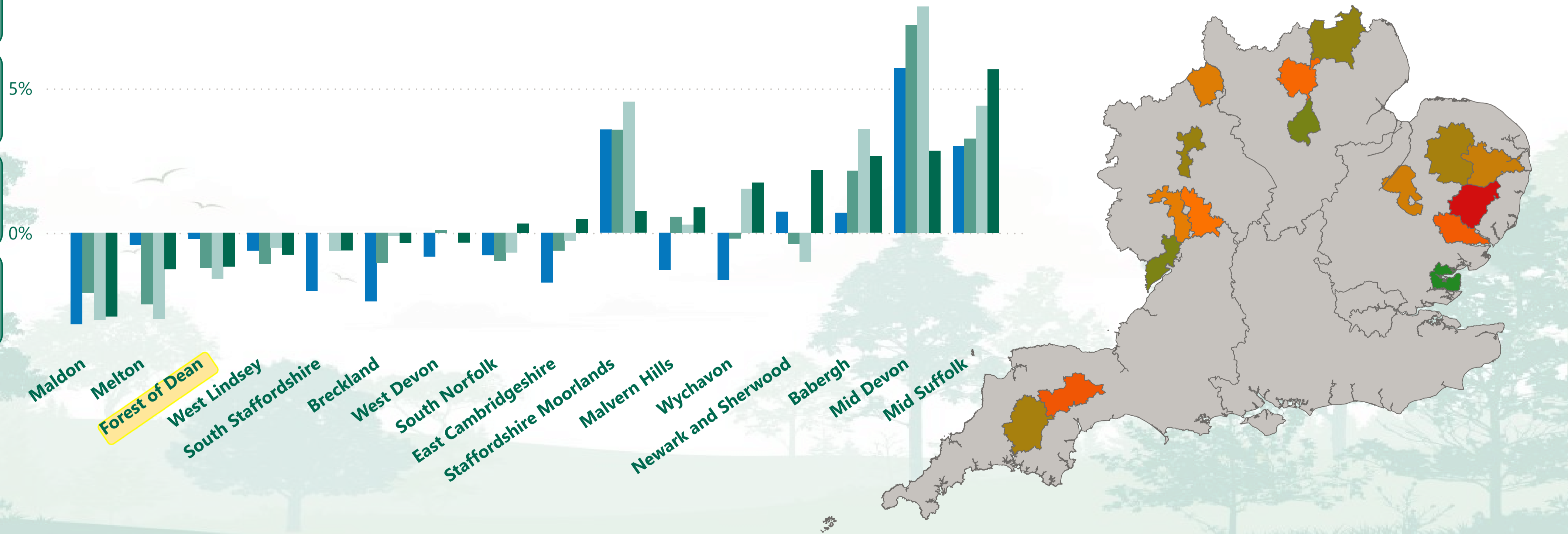
Benchmarking - Council Tax Support Claimants

Gov.uk produces tables to show a snapshot of the number of CTS claimants at the end of each financial year. The below table shows number of claimants at the end of June 2023 and the percentage change from June 2024 for each authority, plus the data for all authorities in England

Q4 23/24 Q3 23/24 Q2 23/24 **Q1 24/25**

- Council Tax
- Non-Domestic Rates
- CTS Claimants
- Housing Benefit CoC

● Q2 23/24 ● Q3 23/24 ● Q4 23/24 ● Q1 24/25



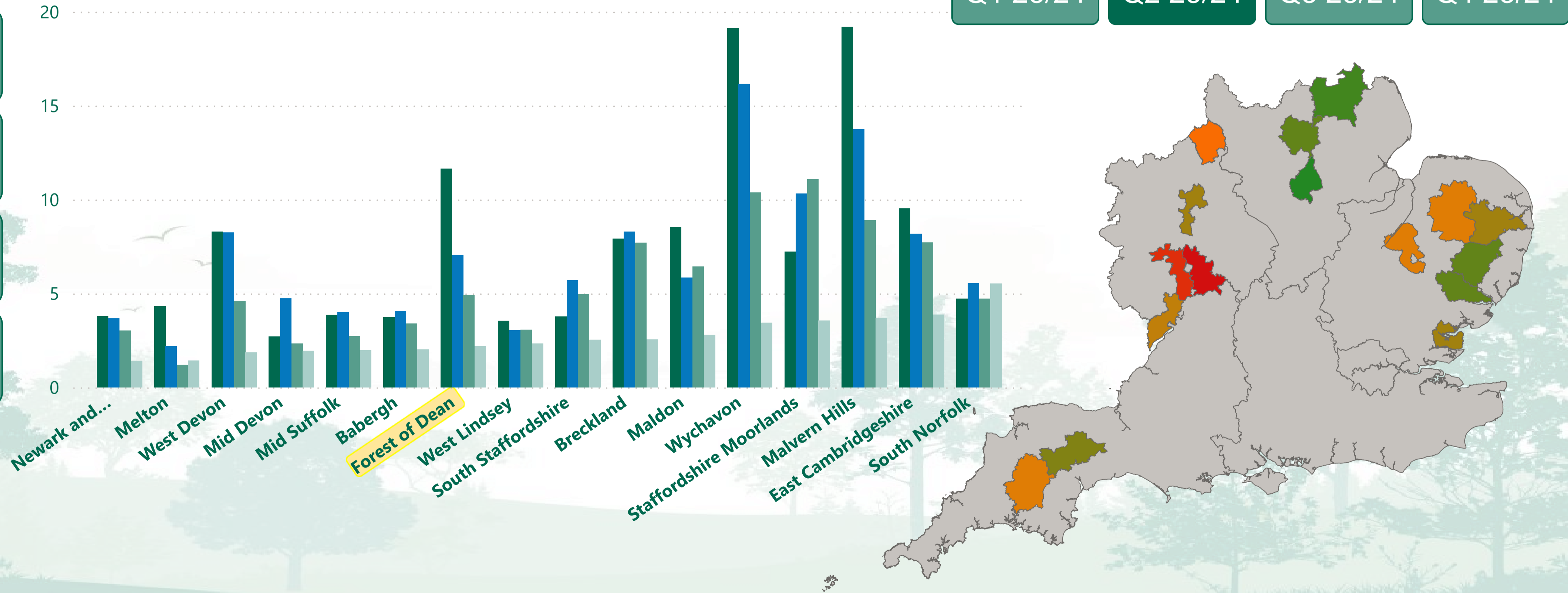
Benchmarking - Housing Benefit Change of Circumstances

Speed of processing for Housing Benefit Change of Circumstances – LG Inform. Latest dataset is Jan - March '24 (Q4 2023-24)

● Q1 23/24 ● Q2 23/24 ● Q3 23/24 ● Q4 23/24

Q1 23/24 Q2 23/24 Q3 23/24 Q4 23/24

- Council Tax
- Non-Domestic Rates
- CTS Claimants
- Housing Benefit CoC





[← Back to Priority Home](#)

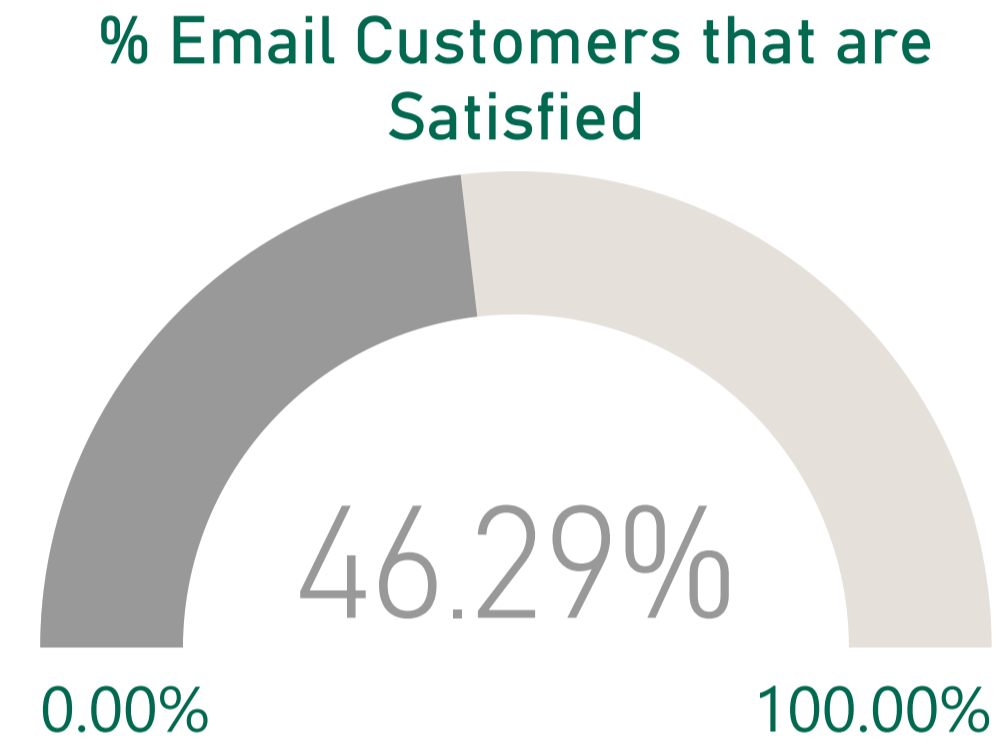
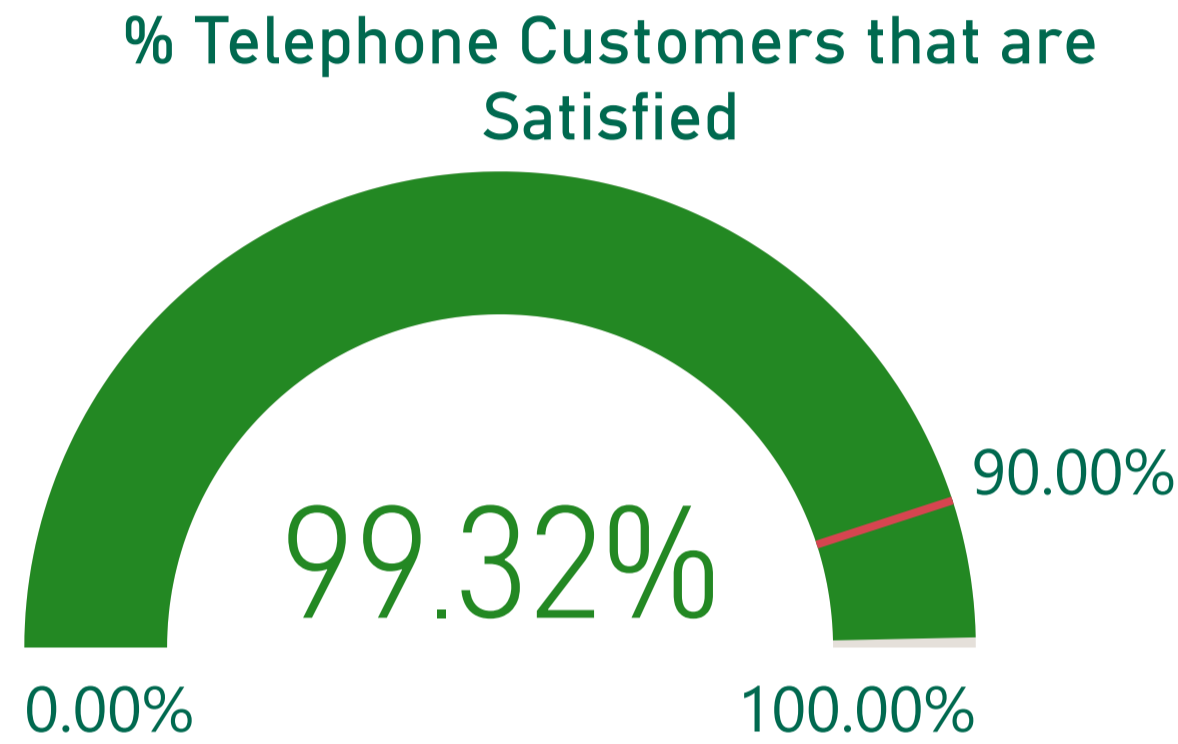
Thriving Communities

Decarbonisation and Nature Recovery

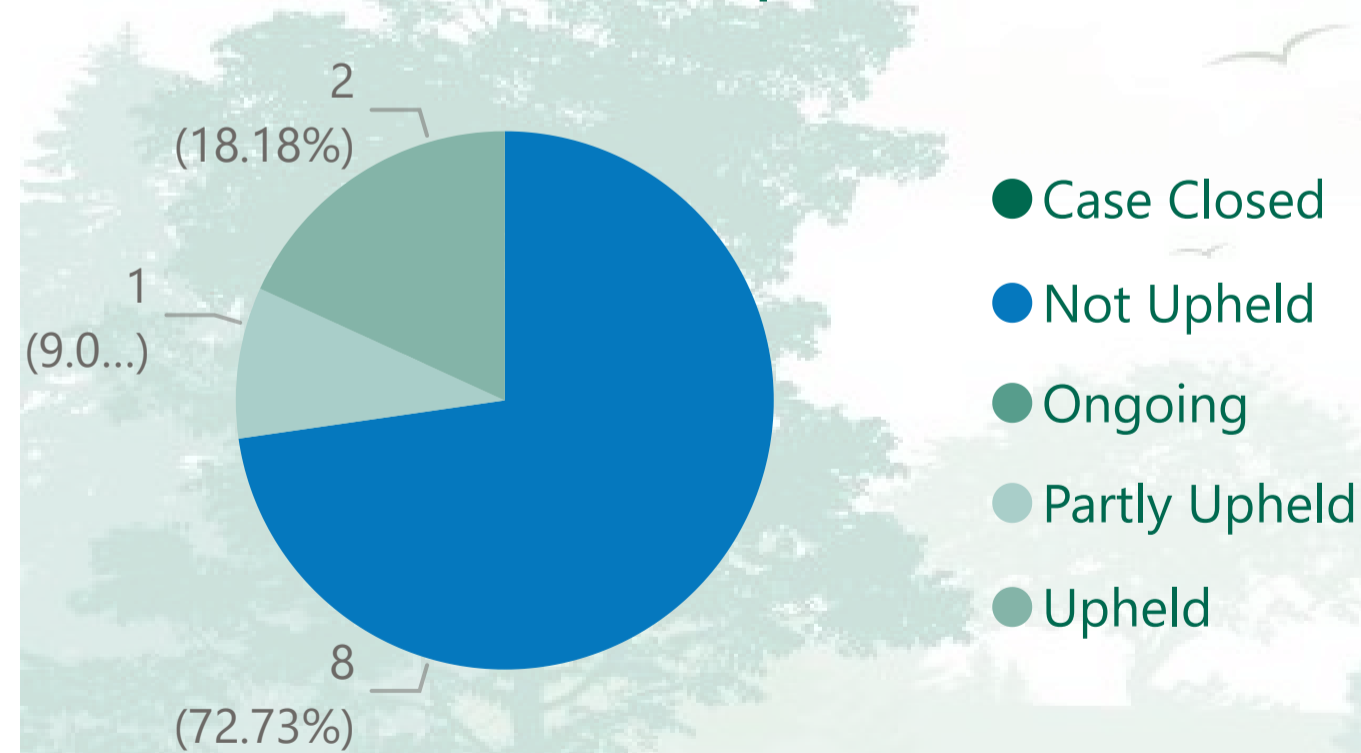
Sustainable Economy

Enterprising and Effective Council

Enterprising and Effective Council Service Performance 'At A Glance'



Breakdown of Complaint Outcomes



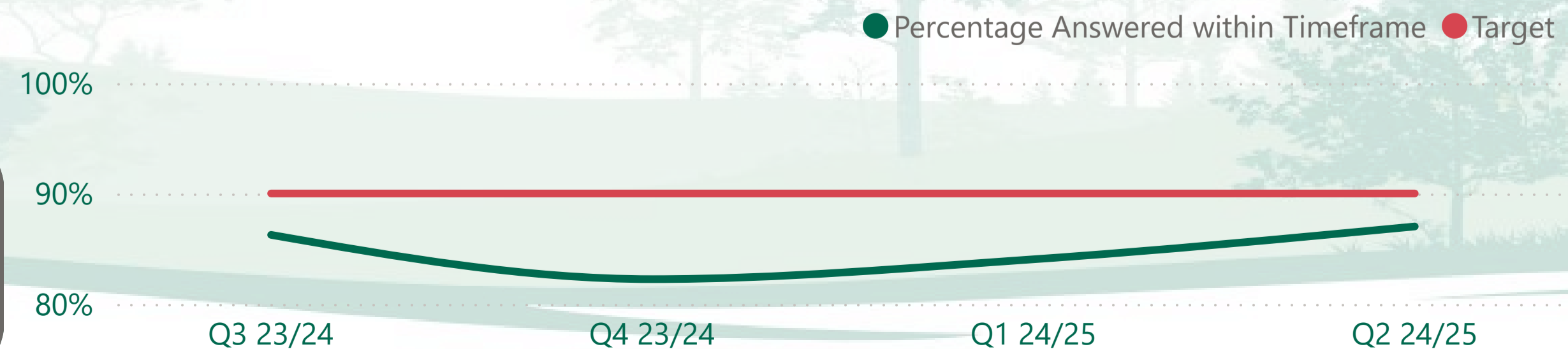
Number of Calls Received

12K

Average Telephone Waiting Time (Seconds)

60

Percentage of FOI requests answered within 20 days




87.01%

[Click for Detailed Service Performance](#)

Service Performance - Customer Satisfaction: Face to Face

Percentage of Customer Satisfaction for Face to Face Services

● Percentage Satisfied ● Target



Direction of Travel

Against last Quarter 

Against Last Year 

Q2 2024/25

100.00%
% Satisfied

90.00%
Target

- Customer Satisfaction - Face to Face
- Customer Satisfaction - Telephone
- Customer Satisfaction - Email
- Number of Calls Received
- Average Waiting Times
- Freedom of Information Requests
- Complaints



Forest of Dean
— DISTRICT COUNCIL —



Back to Priority Home



Back to Service Performance

Thriving Communities

Decarbonisation and Nature Recovery

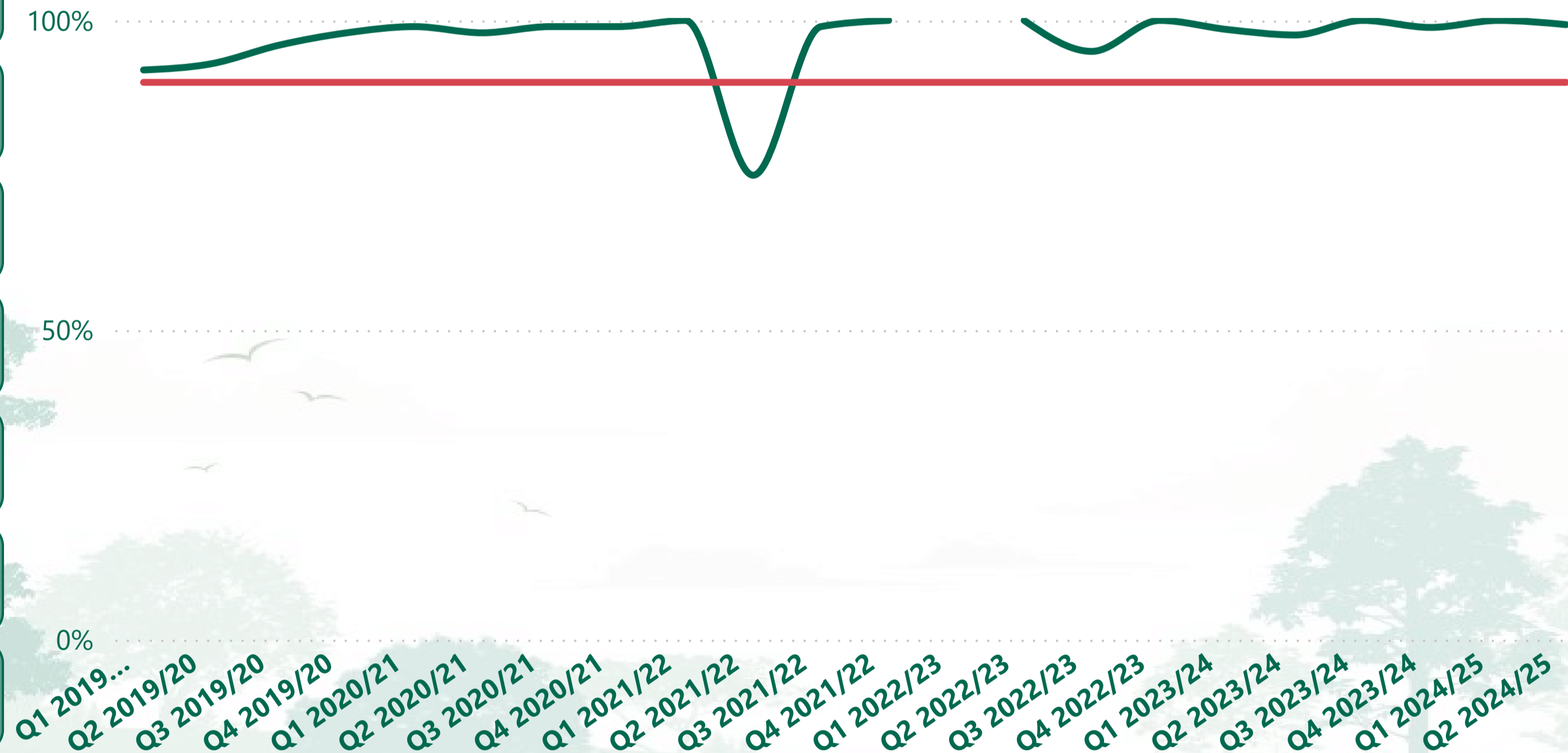
Sustainable Economy

Enterprising and Effective Council

Service Performance - Customer Satisfaction: Telephone

Percentage of Customer Satisfaction for Telephone Services

● Percentage Satisfied ● Target



Direction of Travel

Against last Quarter



Against Last Year



Q2 2024/25

99.32%
% Satisfied

90.00%
Target

- Customer Satisfaction - Face to Face
- Customer Satisfaction - Telephone
- Customer Satisfaction - Email
- Number of Calls Received
- Average Waiting Times
- Freedom of Information Requests
- Complaints



Forest of Dean
— DISTRICT COUNCIL —



Back to Priority Home



Back to Service Performance

Thriving Communities

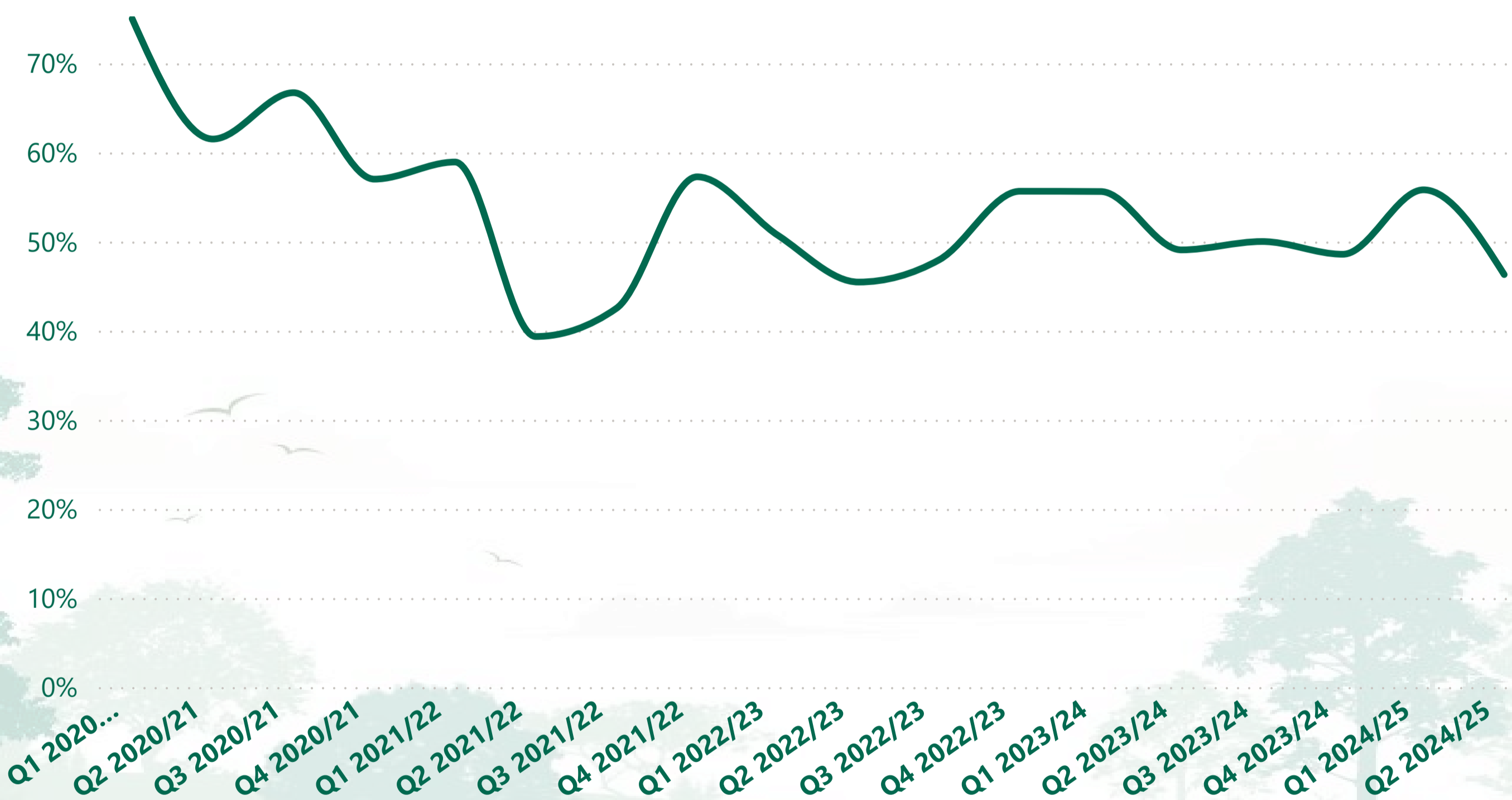
Decarbonisation and Nature Recovery

Sustainable Economy

Enterprising and Effective Council

Service Performance - Customer Satisfaction: Email

Percentage of Customer Satisfaction for Email Services



Direction of Travel

Against last Quarter



Against Last Year



Q2 2024/25

46.29%
% Satisfied

- Customer Satisfaction - Face to Face
- Customer Satisfaction - Telephone
- Customer Satisfaction - Email
- Number of Calls Received
- Average Waiting Times
- Freedom of Information Requests
- Complaints



Forest of Dean
— DISTRICT COUNCIL —



[Back to Priority Home](#)



[Back to Service Performance](#)

Thriving Communities

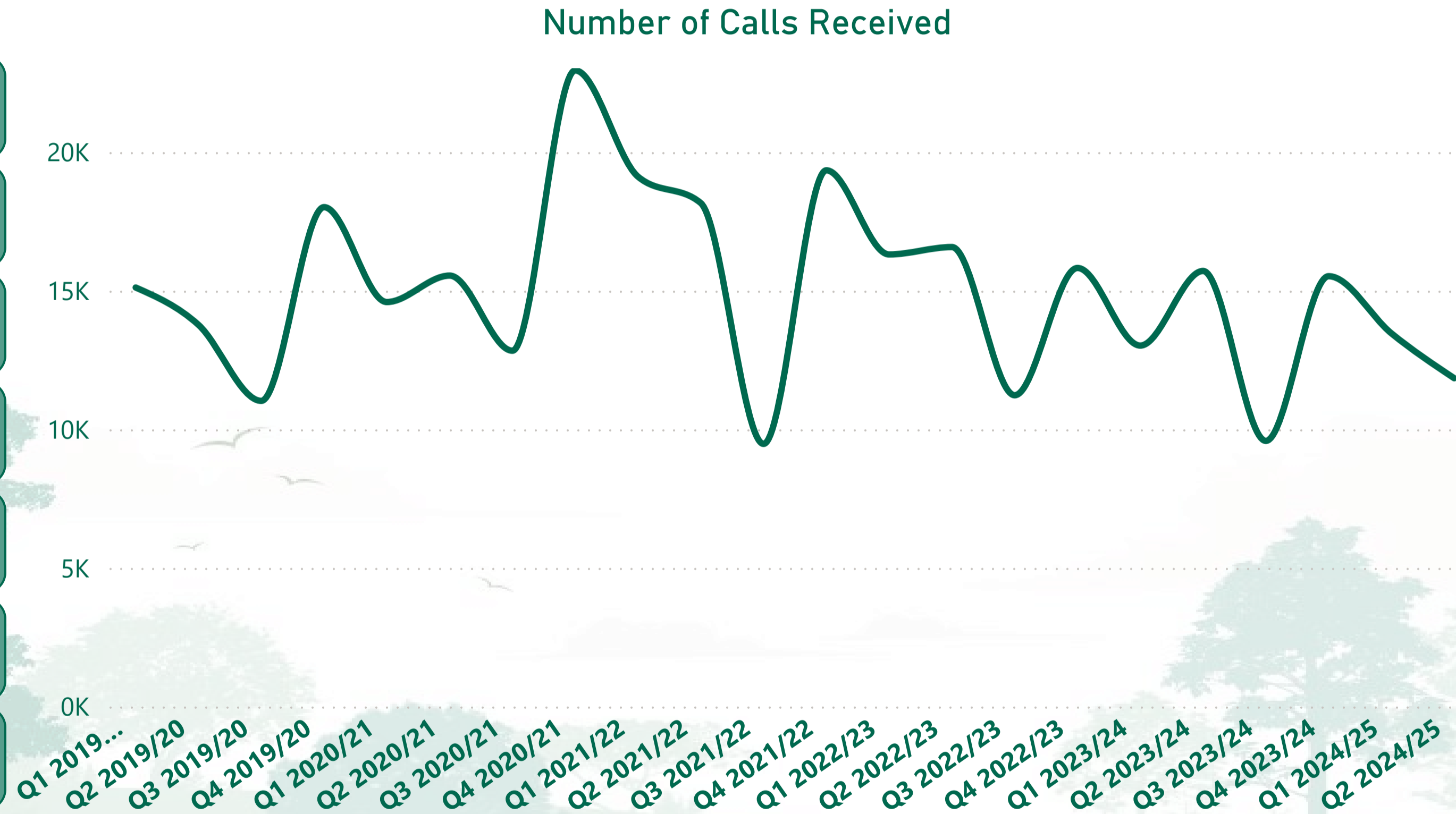
Decarbonisation and Nature Recovery

Sustainable Economy

Enterprising and Effective Council

Service Performance - Number of Calls Received

- Customer Satisfaction - Face to Face
- Customer Satisfaction - Telephone
- Customer Satisfaction - Email
- Number of Calls Received**
- Average Waiting Times
- Freedom of Information Requests
- Complaints



Direction of Travel

Against last Quarter



Against Last Year



Q2 2024/25

11843

Calls During Period



Forest of Dean
— DISTRICT COUNCIL —



Back to Priority Home



Back to Service Performance

Thriving Communities

Decarbonisation and Nature Recovery

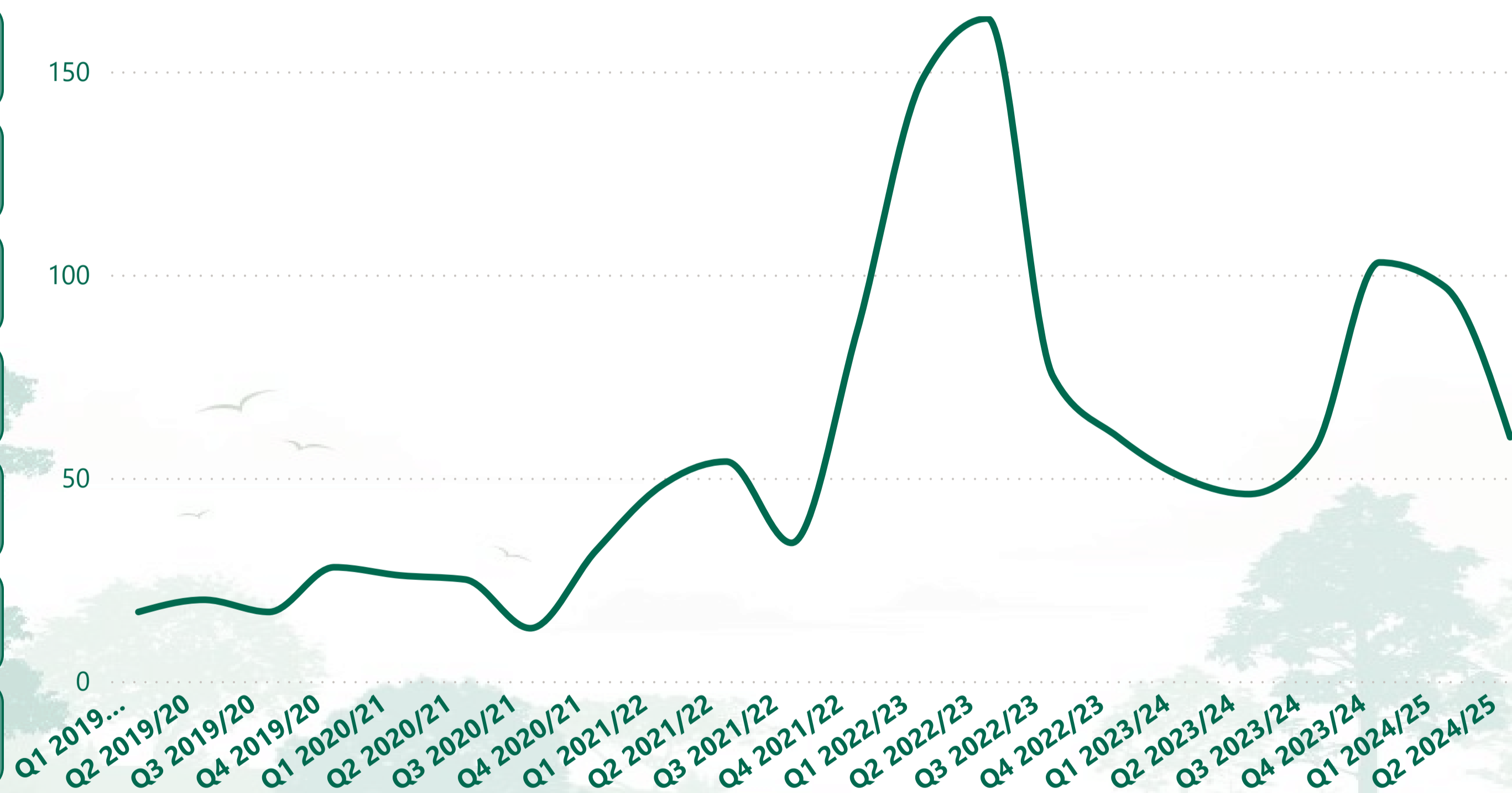
Sustainable Economy

Enterprising and Effective Council

Service Performance - Average Call Wait Time

- Customer Satisfaction - Face to Face
- Customer Satisfaction - Telephone
- Customer Satisfaction - Email
- Number of Calls Received
- Average Waiting Times
- Freedom of Information Requests
- Complaints

Average Waiting Times (Seconds)



Direction of Travel

Against last Quarter



Against Last Year



Q2 2024/25

60

Average Waiting Time (s)



Forest of Dean
— DISTRICT COUNCIL —



Back to Priority Home



Back to Service Performance

Thriving Communities

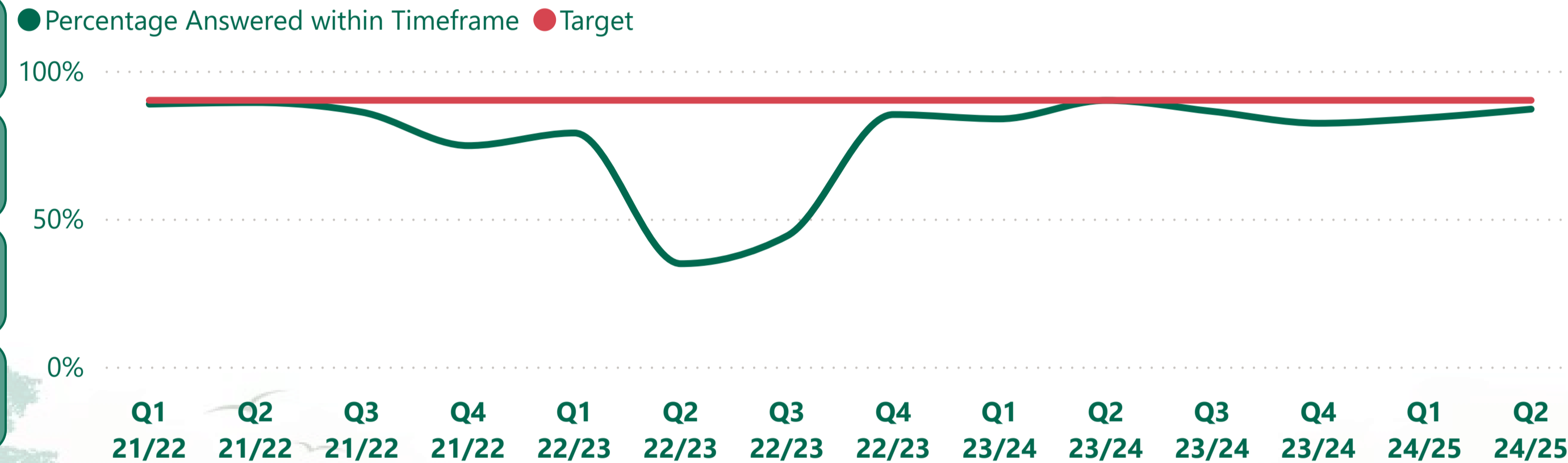
Decarbonisation and Nature Recovery

Sustainable Economy

Enterprising and Effective Council

Service Performance - Freedom of Information Requests

Percentage of FOI Requests Answered within 20 Days



Direction of Travel

Against last Quarter



Against Last Year



Q2 24/25

87.01%

% In Time

90.00%

Target

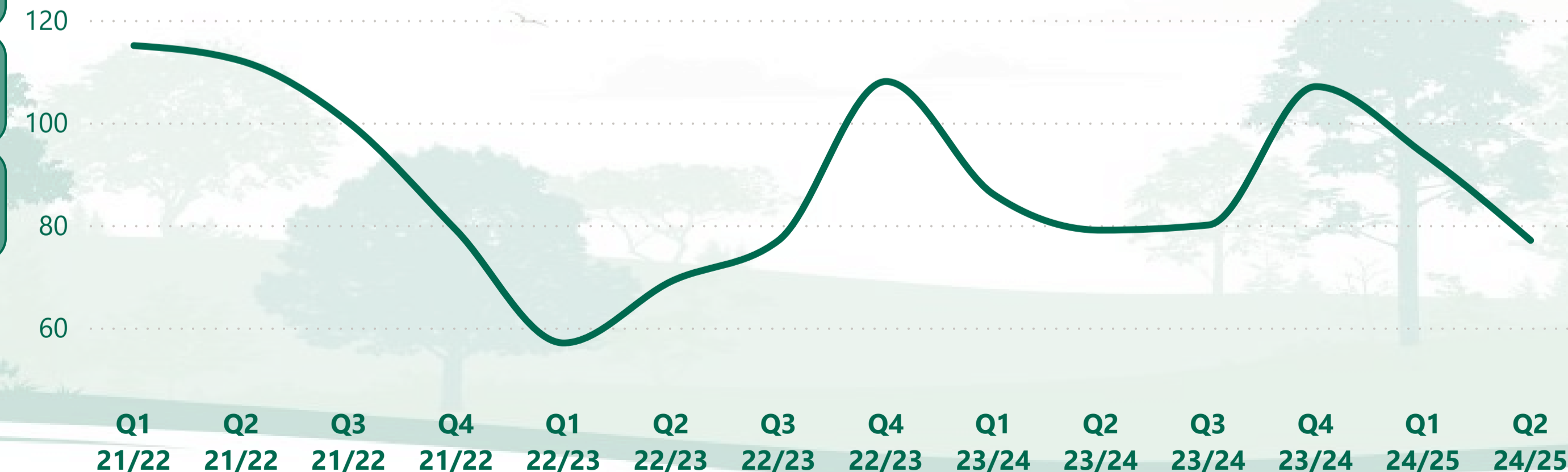
77

Recieved

Reason for delay in answering FOIs

Service Area not provided
Information in time - 100%

Number of FOI Requests Recieved

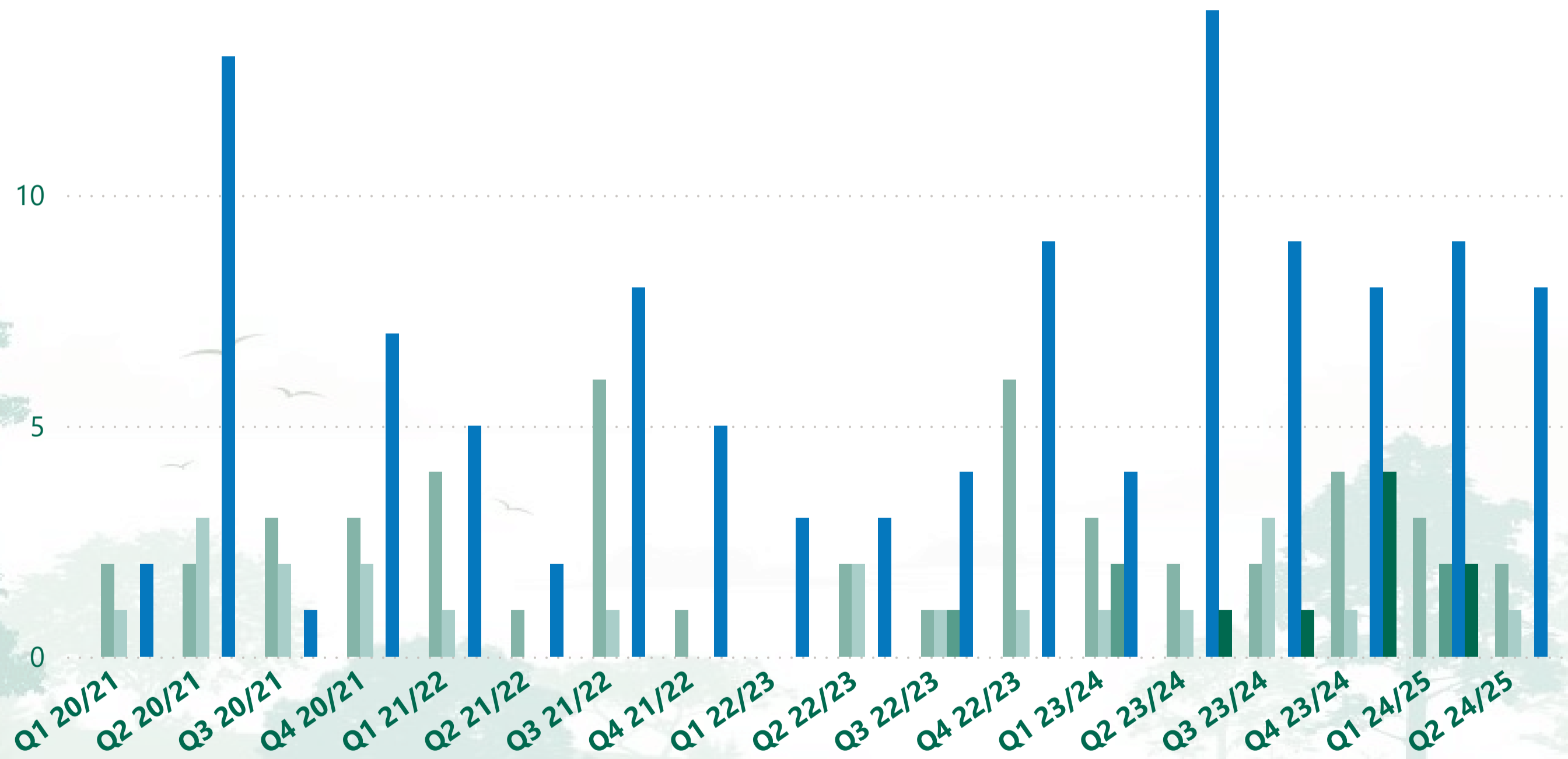


- Customer Satisfaction - Face to Face
- Customer Satisfaction - Telephone
- Customer Satisfaction - Email
- Number of Calls Received
- Average Waiting Times
- Freedom of Information Requests
- Complaints

Service Performance - Freedom of Information Requests

Percentage of FOI Requests Answered within 20 Days

● Upheld ● Partly upheld ● Ongoing ● Not upheld ● Case Closed



Direction of Travel

Against last Quarter



Against Last Year



Q2 24/25

2

Upheld

8

Not Upheld

(Blank)

Ongoing

1

Partly Upheld

(Blank)

Case Closed

- Customer Satisfaction - Face to Face
- Customer Satisfaction - Telephone
- Customer Satisfaction - Email
- Number of Calls Received
- Average Waiting Times
- Freedom of Information Requests
- Complaints



Strategic Risk Register

Climate Community Economy Services & Finance

Risk/Opportunity	IRA Impact	IRA Likelihood	IRA Score	Existing Control, Mitigation or Contingency	PRRS Impact	PRRS Likelihood	PRRS Score	RRA Impact	RRA Likelihood	RRA Score	Risk Response & Further Action	Direction of Travel
<p>Council commitment to achieve Net Zero</p> <p>The Council has made a commitment to achieve Net Zero 2030 and responding to the Climate Crisis is a Corporate Priority. If the Council does not deliver against its action plan, there is a risk that the Council fails to deliver its climate reduction targets, resulting in a negative impact on the environment.</p> <p>Risk Owner: Chief Executive Officer Responsible Officer:</p>	5	3	15	<p>Action Plan in place and being delivered against.</p> <p>Budget set aside for Action Plan however targets are ambitious and many projects can be longterm and challenging with insufficient funding available. Limited staff resource available to deliver all projects. However some good progress made such as Public Sector Decarbonisation with Solar PV installed on the offices and recent success in attracting grant funding. Development of Climate Impact Assessment Tool will help decisions consider climate impacts.</p>	5	3	15	5	3	15	<p>Development and application of Climate Impact Assessment Tool will help decisions consider climate impacts.</p> <p>The high risk scoring reflects the potential for the Council not to deliver on all of it's Climate Actions.</p> <p>Next Review: Nov 2024</p>	→ Same



Strategic Risk Register

Climate

Community

Economy

Services & Finance

Risk/Opportunity	IRA Impact	IRA Likelihood	IRA Score	Existing Control, Mitigation or Contingency	PRRS Impact	PRRS Likelihood	PRRS Score	RRA Impact	RRA Likelihood	RRA Score	Risk Response & Further Action	Direction of Travel
<p>Refugees / Asylum Seekers</p> <p>If there is an increase in refugees / asylum seekers into the District, the Council may need to find alternative accomodation which may impact on the Council in terms an increased demand on housing support and services services. There is a risk of disorder / disruption and increase in community tension around the placement of refugees / asylum seekers</p>	4	3	12	<p>2 FoDDC is working with the Housing provider to provide additional properties using the LA Housing Fund from the Home Office. Numbers are decreasing as families move into private rented accomodation, social housing or return to their home country. No additional demand expected currently from ARAP/ACRS. New cohorts of refugees is BAU. Monitoring potential risk of increased homelessness if asylum seekers granted permission to remain.</p> <p>TVP and MOD along with companies that run them are reviving their security arrangements. TCGs were stood up to monitor and manage recent tensions seen across the country which have since been managed and stood down.</p>	4	3	12	4	3	12	Next Review Date: Nov 2024	
<p>Community Leisure Provision (reworded)</p> <p>If the District's provision of leisure</p>	4	5	20	<ul style="list-style-type: none"> Indoor Built Sports Facility Strategy approved by Cabinet in September 2020. 	3	4	12	3	4	12	<p>TREAT</p> <ul style="list-style-type: none"> New Business Manager now appointed to lead on the Leisure and 	→ Same

Acronyms:
Initial Risk Assessment (IRA), Previous Residual Risk Score (PRRS), Residual Risk Assessment (RRA)



Strategic Risk Register

Climate

Community

Economy

Services & Finance

Risk/Opportunity	IRA Impact	IRA Likelihood	IRA Score	Existing Control, Mitigation or Contingency	PRRS Impact	PRRS Likelihood	PRRS Score	RRA Impact	RRA Likelihood	RRA Score	Risk Response & Further Action	Direction of Travel
<p>Cyber Security and Data Security If the Council's IT System / infrastructure failed due to cyber-attacks and/or virus then system performance could be reduced leading to poor service delivery/financial impact.</p> <p>Risk Owner: S.151 Officer Responsible Officer: Publica ICT Business Manager</p>	5	4	20	<ul style="list-style-type: none"> Blocking of USB and other devices PSN compliance Revised policies Staff awareness training BCP in place, reviewed and tested Enhanced encryption software and other specialist cyber tools Investment in cyber training for the ICT Team All partner Councils achieved PSN accreditation in Oct 2021 Ongoing network Internal & External Penetration checks Regular review of User Privileges Security patches are applied to key system as soon as they are available All emails received from at risk location are quarantined and inspected by ICT staff before being released 	5	3	15	5	4	20	<p>Level of risk remains high as if a successful cyber attack did occur, it could have significant impact, and whilst ongoing mitigations are put in place, Cyber criminals are continually developing their approach, therefore, likelihood still remains high.</p> <p>Although protection measures are already well established, these are reviewed and updated to ensure they remain effective against new risks PSN accreditation successful.</p> <p>Cyber Team now in place and lessons learnt from other Council's who have been subject of a successful cyber attack.</p> <p>Two-factor authentication project commencing.</p> <p>Cyber Ninja training has been rolled out to all staff and members, and then phishing testing will be undertaken to assess level of learning across the business. Plans to also rollout data security training through the same company.</p> <p>Preparation underway to complete another cyber test with internal audit.</p> <p>Risk has been increased following the cyber attack on Tewkesbury Council. The ICT team have been involved in the response to this cyber attack and any learning from the incident and process will be reviewed against our own systems and changes</p>	↑ Up

Acronyms:
Initial Risk Assessment (IRA), Previous Residual Risk Score (PRRS), Residual Risk Assessment (RRA)



Strategic Risk Register

Climate Community **Economy** Services & Finance

Risk/Opportunity	IRA Impact	IRA Likelihood	IRA Score	Existing Control, Mitigation or Contingency	PRRS Impact	PRRS Likelihood	PRRS Score	RRA Impact	RRA Likelihood	RRA Score	Risk Response & Further Action	Direction of Travel
<p>Major Civil Emergency</p> <p>There is an increased likelihood of a Civil Emergency such as flooding, pandemic, extreme weather and if the Council is unable to provide a sustained response to a major civil emergency, the Council would be failing in fulfilling its statutory duty to assist and care for those affected.</p> <p>District Councils are required to provide rest centres for the Public during a Civil Emergency. If staff are unwilling to come forward and volunteer with the running of a rest centre, there is a risk that the Council will be unable to fulfil its duty in providing a safe rest centre.</p> <p>Risk Owner: Chief Executive Officer Responsible Officer: Business Manager for Governance, Risk and BC</p>	5	5	25	<ul style="list-style-type: none"> Publica’s new Business Manager role description makes specific reference to business continuity and emergency management Risk and Resilience officer established to oversee Emergency Planning across Publica with two local Deputies at each site. Emergency Planning Response Guides have been updated and tested. Response and recovery work prioritised and continuing during the current pandemic. All new staff have emergency planning incorporated in Job Roles. 	4	5	20	4	5	20	<p>REDUCE</p> <p>New locality based response teams and rest centre teams now in place.</p> <p>Duty Officer and Duty Manager training undertaken in Feb</p> <p>Response Team and rest centre team training scheduled for March</p> <p>All response documentation has been reviewed and moved to 365.</p> <p>S151 now fully MAGIC trained.</p> <p>Ongoing work with the LRF.</p> <p>Risk increased to reflect likelihood of civil emergency, especially those related to extreme weather.</p> <p>Work underway to review response arrangements after transition of services back into the council.</p> <p>Next Review: Nov 2024</p>	→ Same

Acronyms:

Initial Risk Assessment (IRA), Previous Residual Risk Score (PRRS), Residual Risk Assessment (RRA)



Strategic Risk Register

Services & Finance

Risk/Opportunity	IRA Impact	IRA Likelihood	IRA Score	Existing Control, Mitigation or Contingency	PRRS Impact	PRRS Likelihood	PRRS Score	RRA Impact	RRA Likelihood	RRA Score	Risk Response & Further Action	Direction of Travel
<p>Cyber Security and Data Security If the Council's IT System / infrastructure failed due to cyber-attacks and/or virus then system performance could be reduced leading to poor service delivery/financial impact.</p> <p>Risk Owner: S.151 Officer Responsible Officer: Publica ICT Business Manager</p>	5	4	20	<ul style="list-style-type: none"> Blocking of USB and other devices PSN compliance Revised policies Staff awareness training BCP in place, reviewed and tested Enhanced encryption software and other specialist cyber tools Investment in cyber training for the ICT Team All partner Councils achieved PSN accreditation in Oct 2021 Ongoing network Internal & External Penetration checks Regular review of User Privileges Security patches are applied to key system as soon as they are available All emails received from at risk location are quarantined and inspected by ICT staff before being released 	5	3	15	5	4	20	<p>Level of risk remains high as if a successful cyber attack did occur, it could have significant impact, and whilst ongoing mitigations are put in place, Cyber criminals are continually developing their approach, therefore, likelihood still remains high.</p> <p>Although protection measures are already well established, these are reviewed and updated to ensure they remain effective against new risks PSN accreditation successful.</p> <p>Cyber Team now in place and lessons learnt from other Council's who have been subject of a successful cyber attack.</p> <p>Two-factor authentication project commencing.</p> <p>Cyber Ninja training has been rolled out to all staff and members, and then phishing testing will be undertaken to assess level of learning across the business. Plans to also rollout data security training through the same company.</p> <p>Preparation underway to complete another cyber test with internal audit.</p> <p>Risk has been increased following the cyber attack on Tewkesbury Council. The ICT team have been involved in the response to this cyber attack and any learning from the incident and process will be reviewed against our own systems and changes</p>	↑ Up

Acronyms:

Initial Risk Assessment (IRA), Previous Residual Risk Score (PRRS), Residual Risk Assessment (RRA)



Strategic Risk Register

Services & Finance

Risk/Opportunity	IRA Impact	IRA Likelihood	IRA Score	Existing Control, Mitigation or Contingency	PRRS Impact	PRRS Likelihood	PRRS Score	RRA Impact	RRA Likelihood	RRA Score	Risk Response & Further Action	Direction of Travel
<p>FoDDC Waste Service Transfer The current contract with Biffa ends on 31 July and is due to transfer over to Ubico. If the contract is not signed and / or staff and service is not transferred over and new waste depot not operational and future tenure secured, then there is a risk to delivery of the Councils kerbside waste collection service.</p> <p>Risk Owner: Chief Executive Officer Responsible Officer: AD for Commercial Services</p>	4	4	16	<p>Contracts being worked on to be ready for signing for the transfer.</p> <p>Work on the new depot is progressing positively.</p> <p>Ubico are leading on the project and TUPE of staff.</p> <p>Lease agreed for waste depot through Biffa on a 2+3 years.</p>	4	4	16	3	3	12	<p>Risk has been lowered to reflect the successful TUPE transfer of employees from Biffa to Ubico. Lease agreed on a 2+3 year lease. Work underway to ensure longer term solution.</p> <p>Next Review: Nov 2024</p>	↓ Down

Acronyms:

Initial Risk Assessment (IRA), Previous Residual Risk Score (PRRS), Residual Risk Assessment (RRA)



Strategic Risk Register

Services & Finance

Risk/Opportunity	IRA Impact	IRA Likelihood	IRA Score	Existing Control, Mitigation or Contingency	PRRS Impact	PRRS Likelihood	PRRS Score	RRA Impact	RRA Likelihood	RRA Score	Risk Response & Further Action	Direction of Travel
<p>Future Funding If future Government funding and income from other funding streams are significantly lower than previously assumed, this would lead to reduction or cessation of some services provided and subsequent damage to the reputation of the Council.</p> <p>The Government's Autumn Spending Review will only provide funding figures for one year only. This leaves the Council with some long term financial uncertainty.</p> <p>Risk Owner: Section 151 Officer Responsible Officer: Section 151 Officer</p>	4	4	16	<p>2024/25 Budget approved and is balanced and aligned to the Council Plan. Budget continually reviewed to ensure it remains on target.</p> <p>Assumptions built in for inflation and annual Local Government Pay increases. Treasury Management and investments reviewed and reports provided to Members.</p>	4	4	16	4	4	16	<p>TREAT Continue to update business rate assumptions and monitor the accuracy of the MTFS. Implementing the approved capital strategy. Ensure savings outlined in the MTFS are realised. Where not, alternatives will be sought. The Council will continue to search for investment opportunities and ways of decreasing expenditure and/or increasing income. Await Central Government decisions and discussions on future funding and future settlements. MTFS and budget signed off and aligned to the Council Plan.</p> <p>Risk score to reflects medium term uncertainty around Council budget. Current risk is lower as the Council have approved a balanced budget.</p> <p>2023/24 external financial audit closed.</p>	→ Same

Acronyms:
Initial Risk Assessment (IRA), Previous Residual Risk Score (PRRS), Residual Risk Assessment (RRA)



Strategic Risk Register

Services & Finance

Risk/Opportunity	IRA Impact	IRA Likelihood	IRA Score	Existing Control, Mitigation or Contingency	PRRS Impact	PRRS Likelihood	PRRS Score	RRA Impact	RRA Likelihood	RRA Score	Risk Response & Further Action	Direction of Travel
<p>Health & Safety If the council and its contractors / partners are not compliant with the Health & Safety at Work Act, it is at risk of a serious Health & Safety incident / accident leading to financial penalties, reputational damage and risk to services.</p>	4	3	12	<p>Health & Safety business partner in place to monitor compliance for Publica and Councils, with H&S Board and audit / inspection process. New H&S policy in place. Ubico (new waste provider) have specialist H&S Officers and hold ISO45001, the highest level of H&S compliance. Services delivered by Council and Publica are low risk, highest risk is front line services such as waste.</p>	4	2	8	4	2	8	<p>Health & Safety Board in place to monitor compliance and report back to the Shareholder.</p> <p>Accidents and incidents remain low. Ongoing service area H&S internal audits being undertaken to ensure compliance.</p> <p>Next Review: Nov 2024</p>	→ Same

Acronyms:

Initial Risk Assessment (IRA), Previous Residual Risk Score (PRRS), Residual Risk Assessment (RRA)



Strategic Risk Register

Services & Finance

Risk/Opportunity	IRA Impact	IRA Likelihood	IRA Score	Existing Control, Mitigation or Contingency	PRRS Impact	PRRS Likelihood	PRRS Score	RRA Impact	RRA Likelihood	RRA Score	Risk Response & Further Action	Direction of Travel
<p>Provision of Legal Services</p> <p>Review of Joint Legal Services is required to ensure the service meets its statutory requirements.</p> <p>Risk Owner: Chief Executive Officer Responsible Officer: Head of Legal Services</p>	2	3	6	<p>Interim Head of Legal Services, covering the Forest has been appointed by Cotswold District Council in agreement with this Council.</p> <p>Review of legal services complete and being actioned.</p> <p>Approval provided to invest £40k into the shared legal service to recruit two additional roles, one-off funding of £26k for legal service change manager and a max capital contribution of £100k to procure a case management system.</p>	2	2	4	2	2	4	<p>ACCEPT</p> <p>Legal Services Change Manager in post who is working through the implementation of the legal services review action plan. Work is in progress.</p> <p>Formal partnership agreement now in place. Risk reduced to reflect this.</p> <p>Next Review: Nov 2024</p>	→ Same

Acronyms:

Initial Risk Assessment (IRA), Previous Residual Risk Score (PRRS), Residual Risk Assessment (RRA)



Strategic Risk Register

Services & Finance

Risk/Opportunity	IRA Impact	IRA Likelihood	IRA Score	Existing Control, Mitigation or Contingency	PRRS Impact	PRRS Likelihood	PRRS Score	RRA Impact	RRA Likelihood	RRA Score	Risk Response & Further Action	Direction of Travel
<p>Publica Partnerships; Transition of services, Governance Arrangements and Performance</p> <p>The Council is reliant on Partnership Working to deliver its Statutory, Mandatory and Discretionary services. The largest of these providers is Publica which provides the majority of services following the transfer of staff to this company. If these providers do not provide the services as contracted to do so, this would reflect poorly on the reputation of the Council as well as challenges if statutory services are not delivered.</p> <p>Risk Owner: Chief Executive Officer (CEO) Responsible Officer: Interim Publica Managing Director</p>	4	4	16	<p>Contracts in place for the delivery of services through Publica.</p> <p>Shareholder Forum established as part of company Governance Arrangements.</p> <p>Two Publica Assistant Directors act as Locality Leads for Forest of Dean and are part of FoDDC Senior Management Team.</p> <p>Performance information presented to Scrutiny.</p>	4	4	16	4	4	16	<p>REDUCE</p> <p>The detailed transition plan was presented to Cabinet, Council and Overview & Scrutiny in July 24 and was approved by FODDC and other partner councils. Work is now underway on the TUPE transfer of employees in scope with a target transfer date of 1/11/2024 and preparing for post 1/11/2024.</p> <p>New council structures have been developed and this includes some new management roles and comms roles to support the new structures. These have been advertised internally the w/c 09/09/24. If there are no internal candidates, the jobs will then be advertised externally.</p> <p>Risk remains high as we enter the implementation phase of the transfer including TUPE, recruitment and post transfer preparation.</p> <p>A detailed risk register is in place for the transition. A detailed communications programme and consultation programme is in place to ensure a smooth transition. An onboarding workstream is being put in place to plan for post 1/11/24 and an action plan is in place for FODDC, setting out plans for post 1/11/24.</p> <p>Next review: Nov 2024</p>	→ Same

Acronyms:
Initial Risk Assessment (IRA), Previous Residual Risk Score (PRRS), Residual Risk Assessment (RRA)



Strategic Risk Register

Services & Finance

Risk/Opportunity	IRA Impact	IRA Likelihood	IRA Score	Existing Control, Mitigation or Contingency	PRRS Impact	PRRS Likelihood	PRRS Score	RRA Impact	RRA Likelihood	RRA Score	Risk Response & Further Action	Direction of Travel
<p>Recruitment and Retention</p> <p>In light of an extremely tight labour market and increasing inflationary pressures if Publica or the Council is unable to recruit suitable staff and retain them, particularly in some key service areas, then the level of service delivery could be reduced which would impact on residents/communities.</p> <p>Risk Owner: Chief Executive Officer Responsible Officer: Publica Assistant Director for Organisational Effectiveness</p>	3	4	12	<ul style="list-style-type: none"> Financial incentives (market supplement scheme) Work with partners to address skill shortages Review of pay and benefit package Introduction of career grade structures in Development Management and Project Management 	3	4	12	4	4	16	<p>TREAT</p> <p>Risk has been increased to reflect potential increased risk as we enter the implementation phase of the transfer of services. A number of senior roles have been created for the new FODDC staffing structure post transfer, and new comms team roles, which have been advertised w/c 09/09/24. If there are no internal successful applicants and FODDC need to advertise externally, it is likely that a number of these senior roles will not be filled by 01/11/2024, and interim structures will need to be put in place.</p> <p>Impact is being monitored. Examples have been raised where potential candidates have withdrawn due to the uncertainty.</p> <p>There is also opportunities where transferring services will have access to the LGPS which may increase interest in vacant positions.</p> <p>Next review: Nov 2024</p>	↑ Up

Acronyms:

Initial Risk Assessment (IRA), Previous Residual Risk Score (PRRS), Residual Risk Assessment (RRA)



Place Based Measures

Thriving Places Index

The Thriving Places Index helps to answer three important questions. Are we creating the right local conditions for people to thrive? Are we doing that equitably, so everyone can thrive, and sustainably, so current and future generations can thrive?

Created by Centre for Thriving Places it's designed to give a balanced framework and an easily read 'dashboard' of information on the different elements that support the wellbeing of people, places and the planet. It cuts across different sectors, interests and policy areas and is structured to provide a rigorous and practical road map to better policy and action at the local level.

Please click [here](#) for the Councils Index Score

Place Standard Tool

The Place Standard tool provides a simple framework to structure conversations about place. It allows you to think about the physical elements of a place (for example its buildings, spaces, and transport links) as well as the social aspects (for example whether people feel they have a say in decision making).

The tool provides prompts for discussions, allowing you to consider all the elements of a place in a methodical way. The tool pinpoints the assets of a place as well as areas where a place could improve.

Please click [here](#) for the Place Standard Tool Template