











Election results for Forest of Dean

Parliamentary Election 2015 - Thursday, 7th May, 2015

- Status: Published

Forest of Dean - results				
Election Candidate	Party	Votes	%	
 Mark James HARPER	Conservative	23191	47%	Elected
 Steve PARRY-HEARN	Labour	12204	25%	Not elected
 Steve STANBURY	UKIP	8792	18%	Not elected
 James Carwithen GREENWOOD	Green Party	2703	5%	Not elected
 Chris COLEMAN	Liberal Democrats	2630	5%	Not elected

Voting Summary	
Details	Number
Total votes	49520
Number of ballot papers rejected	117

Share of the votes (%)		
- Mark James HARPER	 47%	Elected
- Steve PARRY-HEARN	 25%	Not elected
- Steve STANBURY	 18%	Not elected
- James Carwithen GREENWOOD	 5%	Not elected
- Chris COLEMAN	 5%	Not elected

Rejected ballot papers	
Description	Number
Defaced	117
Total rejected	117